



SPP/APR Indicator 17 – The State Systemic Improvement Plan (SSIP)



Special Education Check-in: February 2025



SSIP Structure

Improving Outcomes for Students with Disabilities

Supporting Student Outcomes



Support Evidence-Based Practices (EBPs) in the Learning Community

Support Learning Community Systems

Support Positive Student Outcomes

Example: Scheduled time for looking at data to plan student goals and align instruction

Example: SpEd-GenEd collaboration

Example: Graduation

Targeting an Outcome Indicator

For the SSIP, each state targets a student outcome:

For example

1. Graduation Rate
2. Dropout Rate
3. Assessment
4. Suspension / Expulsion
5. Least Restrictive Environment

In Arizona, stakeholders' targeted indicator:


3. Assessment
 - ELA Proficiency
 - Grade 3




Developing a System of Supports

Each state develops a plan to develop systems for that indicator


- Evidence-based Activities
- Professional Development
- Data Collection and Analysis
- Collaboration and Feedback



In Arizona, the system of supports target evidence-based practices:



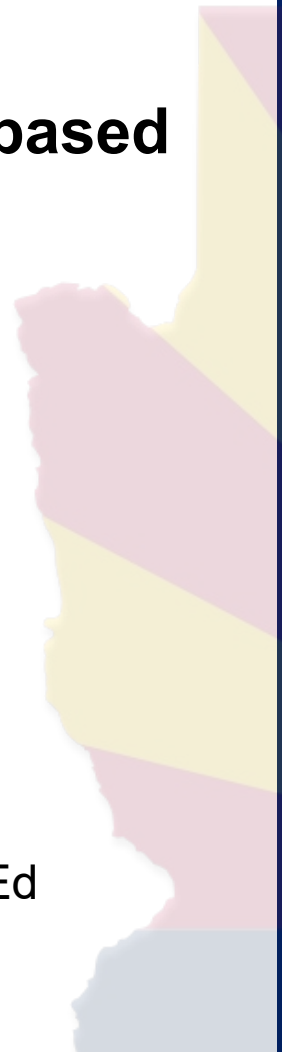
In the
Learning
Community



In the
Classroom



With SpEd-GenEd
Collaboration





SSIP Participation

Learning Communities in the SSIP

Districts and Charters Participating in SSIP

FY18	FY19	FY20	FY21	FY22	FY23	FY24	FY25
Cohort 1	Cohort 1 Cohort 2	Cohort 1 Cohort 2 Cohort 3	Cohort 2 Cohort 3 Cohort 4	Cohort 3 Cohort 4 Cohort 5	Cohort 4 Cohort 5 Cohort 6	Cohort 5 Cohort 6 Cohort 7	Cohort 6 Cohort 7 Cohort 8

SSIP Districts and Charters in the 2024-25 School Year

SSIP PEAs—Year 1

Nadaburg USD

J.O. Combs USD

Glendale ESD

St. Johns USD

Continental ESD

Casa Grande ESD

Arizona Connections
Academy Charter School, Inc.

The Paideia Academies, Inc.

LEAD Charter Schools

Arizona Autism Charter
Schools, Inc.

SSIP PEAs—Year 2

St. David USD

Littleton ESD

Gadsden ESD

Eduprize Schools,
LLC

Acorn Montessori
Charter School

Leading Edge
Academy Maricopa

Legacy Traditional School - Goodyear

East Mesa Charter ES, Inc.

Pathfinder Charter School Foundation

Eloy ESD

Whiteriver USD

Fountain Hills USD

Santa Cruz Valley
USD

Tucson Country
Day School, Inc.

Legacy Traditional
School - Phoenix

SSIP PEAs—Year 3

Success School

Happy Valley East

Douglas USD

Sunnyside USD

Camelback
Education, Inc

The Charter
Foundation, Inc

Arizona Community
Development Corporation

Maryvale Preparatory Academy

Liberty Traditional Charter School

Globe USD

Benson USD

Bullhead City SD

Safford USD

Desert Heights
Charter Schools

Cottonwood-Oak
Creek ESD

SSIP Activities and Outcomes

School Year 2024-25

Evidence-Based Activities

- The Success Gaps Rubric & Action Plan (SGR & AP)
- The Literacy Screener Data Reporting and Analysis (LSDR / LSDA)
- The Evidence-Based Practices (EBP) Walkthrough Process

PEA Team Surveys

- The SSIP Survey
- The EBP Survey

The Success Gaps Rubric & Action Plan

Evidence-Based Activities to Support Student Outcomes



What the SGR & AP Activity Data Shows: AP Initiatives

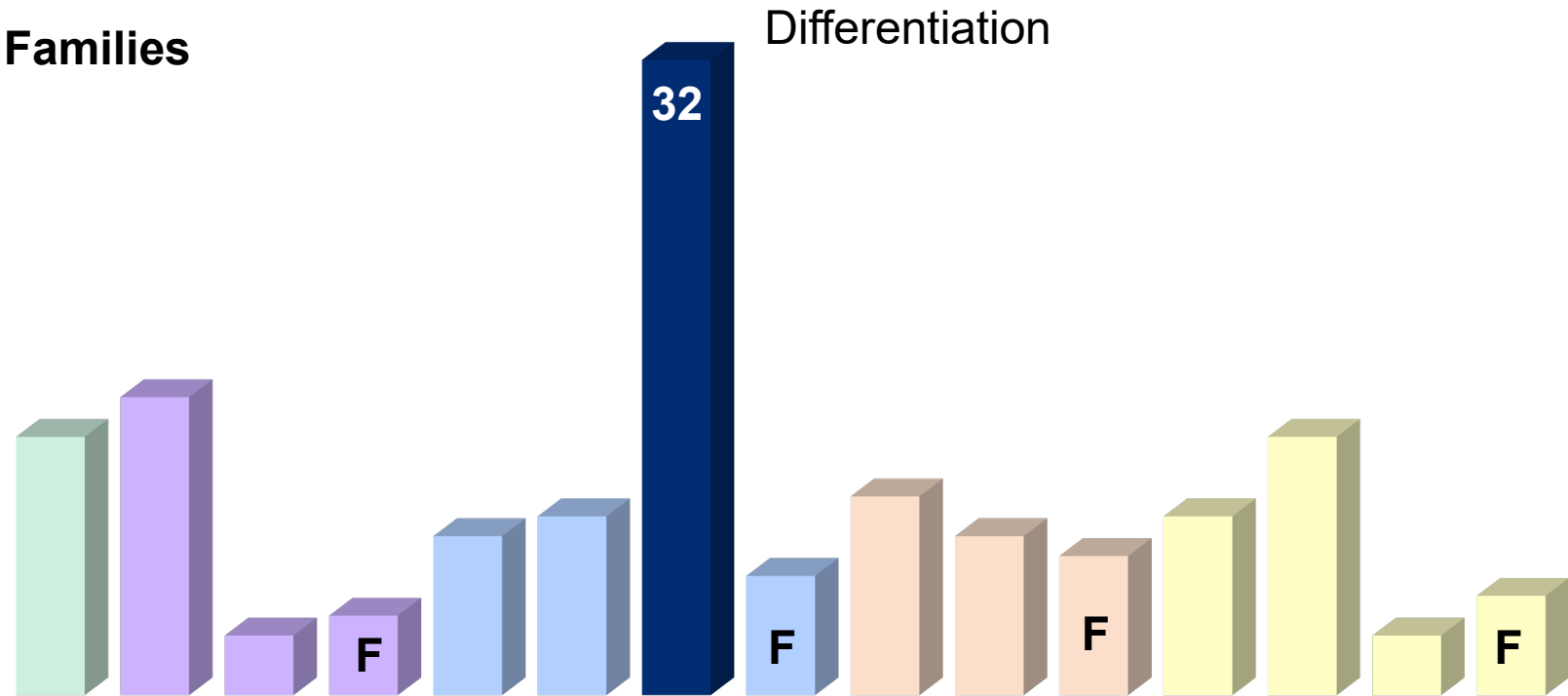
Fall of Year-1

Cohorts: 5

Districts / Charters: 60

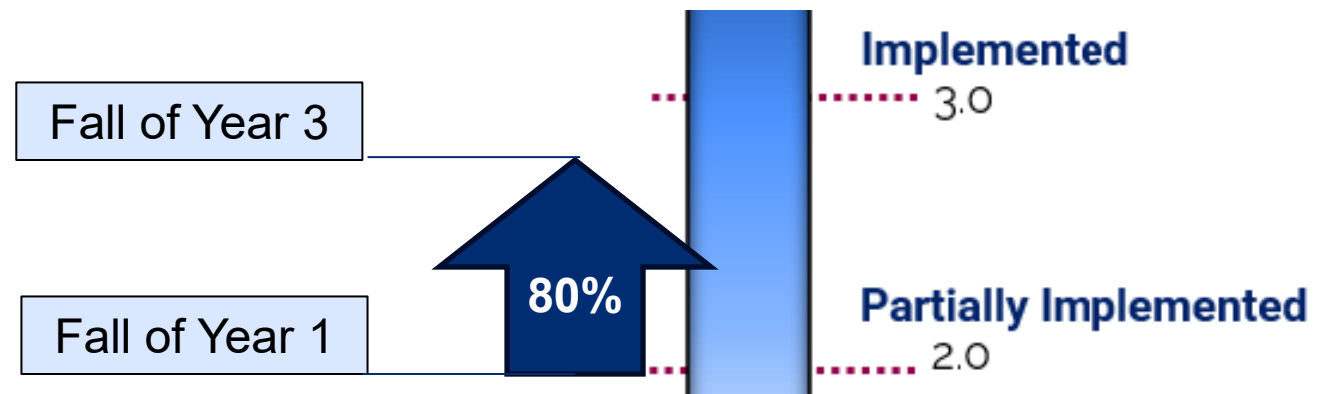
Grade 3 SwD: 1,550

F = initiatives supporting Families




What the SGR & AP Activity Data Shows: Systemic Improvement

- Teachers are providing students with accommodations and modifications during instruction, assignments, and assessments
- Students have more opportunities to use their learning styles and interests to complete assignments
- SpEd and GenEd Teachers work together to develop goals and plan instruction



The Literacy Screener Data Reporting (LSDR) and Data Analysis (LSDA) Activity

Evidence-Based Activities to Support Student Outcomes



At each submission period, SSIP PEAs collectively report about 1,000 students at each K-3 grade level.

What the Literacy Screener Data Shows

Comparing Literacy Screeners to the AASA

Third graders in FY 2024

Literacy Screeners

16.6%

**English Language Arts
(ELA) on the AASA**

9.06%

We can ask questions like:

- How did those third graders do on literacy screeners when they were second graders last year?
- How will second graders do on literacy screeners this year?



Evidence-Based Practices (EBP) Classroom Walkthroughs

Evidence-Based Activities to Support Student Outcomes



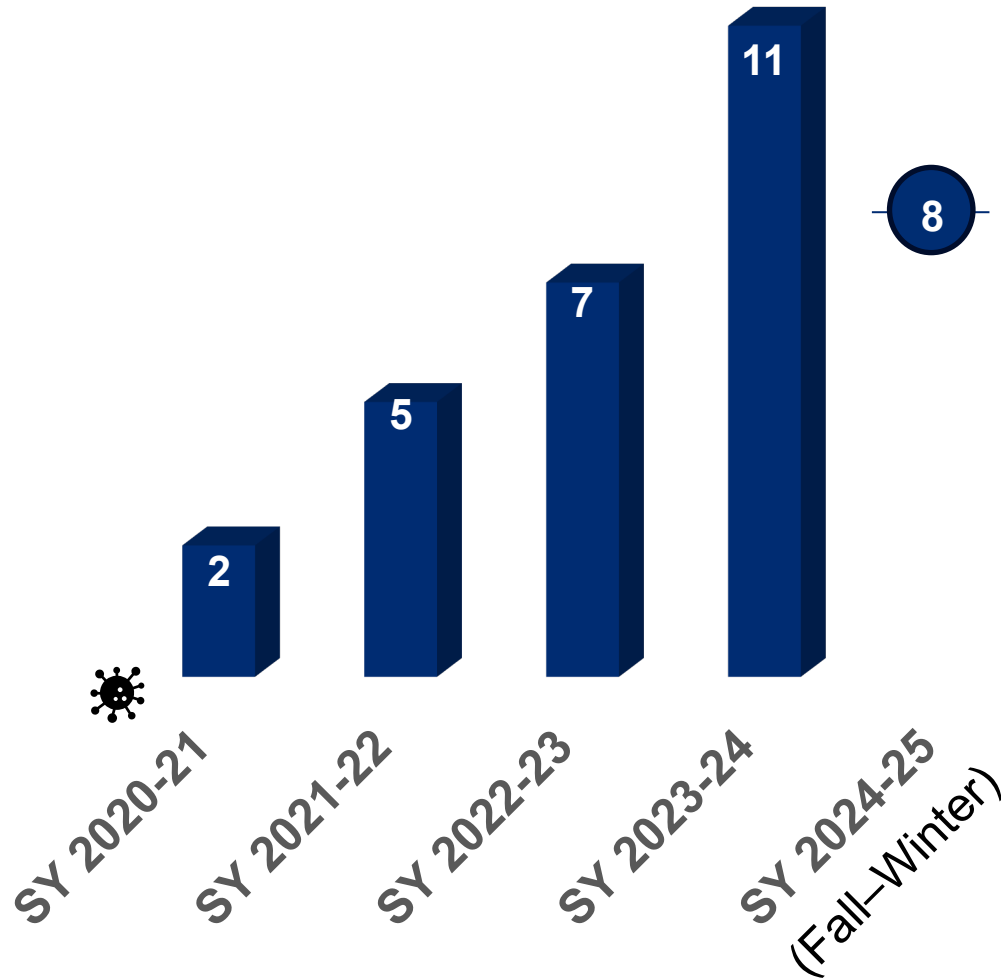
Survey

- Walkthrough Systems



What the EBP Walkthrough Activity Data Shows

School Years (SYs) since COVID-19



Teachers monitoring and differentiating the learning process for students

Students collaborating with one another and expressing their learning in a variety of ways

The SSIP and EBP Surveys

PEA Team Feedback

The SSIP & EBP Survey

S

Year 1



S

E

Year 2

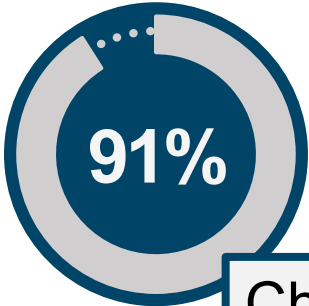


S

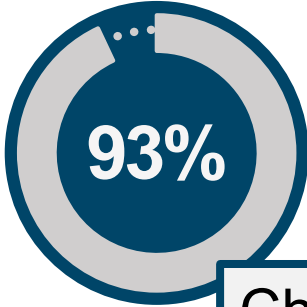
Year 3



What SSIP Teams are Saying About SSIP Activities




Characterized the SGR & AP activity as effective for improving systems



Characterized the EBP Walkthrough activity as effective for improving systems

7% responded, "Too Early to Tell"



The SSIP SiMR

The State-Identified Measurable Result: Grade 3 AASA-ELA Proficiency

Grade 3 Student Outcomes in FY 2025 (part 1)

The State-identified Measurable Result (SiMR)

SSIP Years 1-3 from 10.99% reported in FY 2023 to 7.23% reported in FY 2024

Data

- Grade 3 students in Kindergarten for COVID-19 shutdowns
- PEAs with lower proficiency when identified for SSIP
- Research on time for systemic change

Feedback

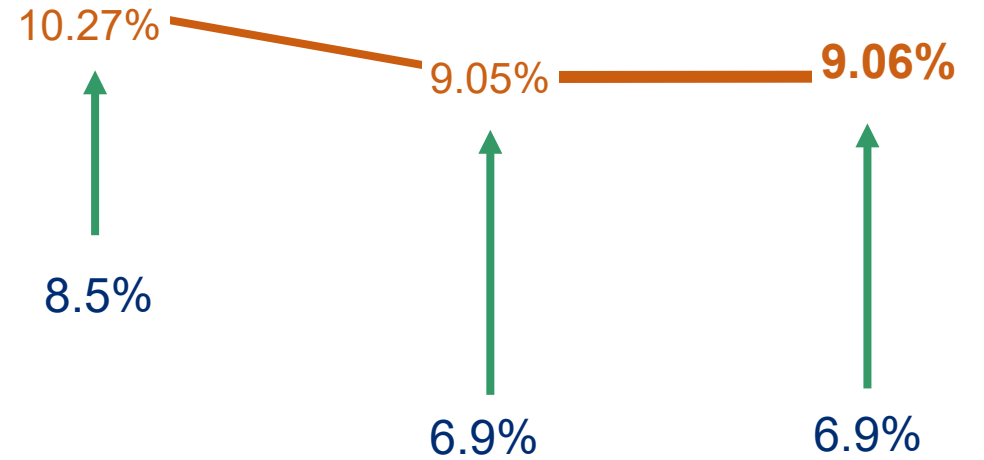
Changing calculation from SSIP Years 1-3 to SSIP Years 2-3 and post-SSIP Year 1

Literacy Proficiency Reporting in FY 2025

9.06%

Grade 3 Student Outcomes in FY 2025 (part 2)

SSIP Years 1-2; post-Year 1



FY 2019

FY 2020

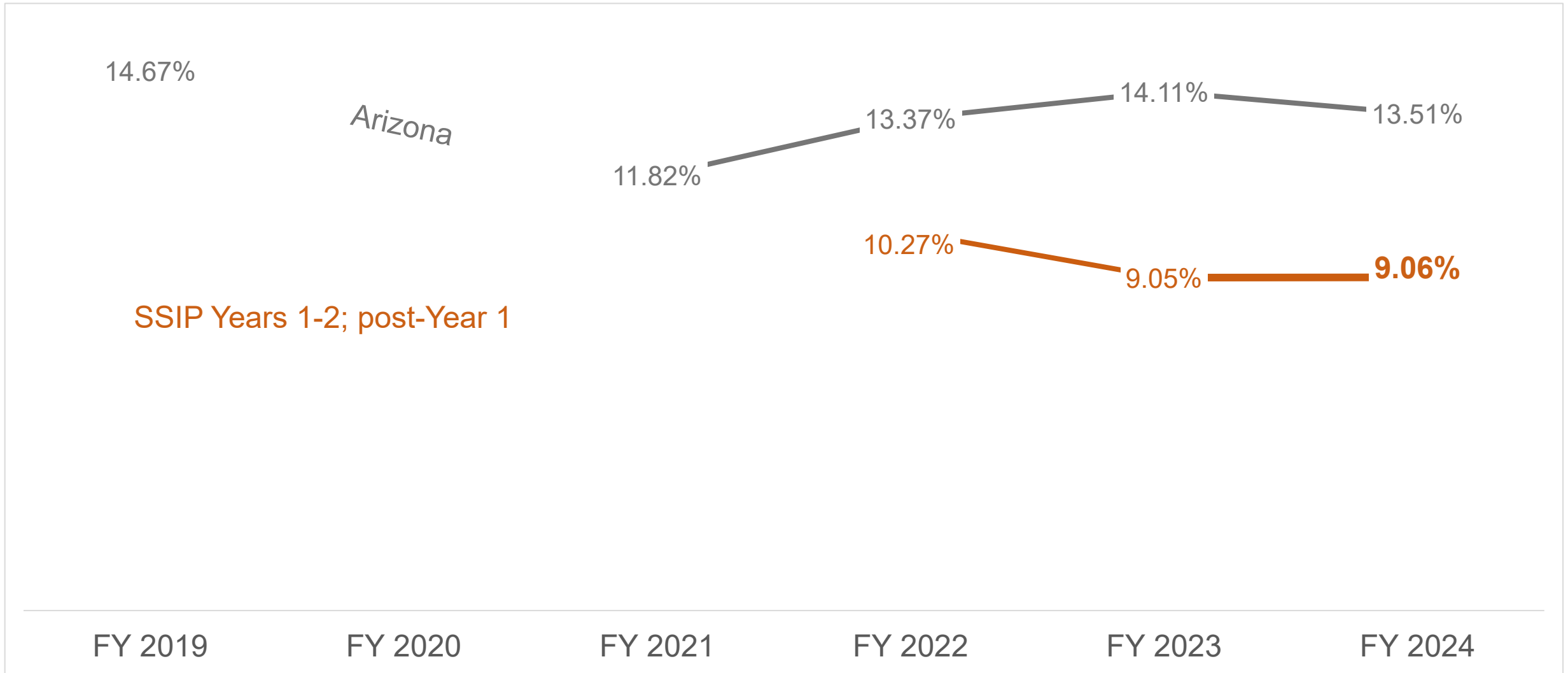
FY 2021

FY 2022

FY 2023

FY 2024

Grade 3 Student Outcomes in FY 2025 (part 3)



Gap Data for Students with Disabilities (SwD) in SSIP Cohorts

Student Groups

- SwD in Arizona
- The GenEd group in SSIP Cohorts
- The GenEd group in Arizona

PEA Groups

SSIP Cohorts 2-4

Data Periods

- At identification for SSIP
- At completion of post-SSIP Year 1

Gap Data for SSIP Cohorts

- SWD in AZ: **Gap Decrease in 3 of 3 cohorts (1%-2%)**
- GenEd in SSIP: **Gap Decrease in 3 of 3 cohorts (9%-14%)**
- GenEd in AZ: **Gap Decrease in 3 of 3 cohorts (3%-5%)**

Websites for more information

SSIP Website:

▶ [Year 1 Documents & Resources](#)

▶ [Year 2 Documents & Resources](#)

▶ [Year 3 Documents & Resources](#)

SPP/APR Website:

▶ [Indicator 3: Assessment](#)

▶ [Indicator 17: State Systemic Improvement Plan \(SSIP\)](#)

Thank You

Questions and Feedback

Shaun Stevenson
SSIP Coordinator

Phone Number: 602-542-7072

Email Address: shaun.stevenson@azed.gov

SSIP Webpage: <https://www.azed.gov/specialeducation/ssip>