



ARIZONA DEPARTMENT OF
EDUCATION

Annual Report

Of the Arizona Superintendent of Public Instruction

Volume I

Fiscal Year 2023-2024

- ◆ Annual Financial Reports by District
- ◆ Annual Financial Reports by Charter

Tom Horne, Superintendent

January 2025

In compliance with ARS §15-255

Table of Contents

Volume I	Page
Superintendent of Public Instruction Letter	1
<u>General Statistical Information</u>	
State of Arizona General Fund Expenditures	2
Percent of Revenue by Year by Source	3
Maintenance and Operation Fund Expenditures by Year	4
Resident ADM History and Distribution	5
Distribution of School Districts by ADM and Size	6
State Summary of Number and Type of Public Schools	7
Arizona Online Instruction (AOI) Average Daily Membership (ADM)	8
State Summary by Grade of Pupil Enrollment – Districts Only	12
State Summary by Grade of Pupil Enrollment – Charters Only	13
<u>Arizona Department of Education – Financial</u>	
Financial Services State Funds	14
Financial Services Federal – Grants In Aid	18
Annual Financial Report of the County School Superintendents	22
Institutional and Residential Voucher Payment Summary by Disability Category	26
Arizona State Schools for the Deaf and Blind (ASDB) – Summary of Financial Data	27
Food Service Program Information.....	28
Arizona School Districts State Summary of Financial Data.....	52
Arizona Charter Schools State Summary of Financial Data.....	53
Current Expenditures and Per Pupil Expenditure Amounts – Definitions.....	54
Current Expenditures by Type of District and Charter Schools.....	58
Current Expenditures for Districts.....	59
Current Expenditures for Charter Schools.....	82
Expenditures by Fund for Districts.....	112
Expenditures by Project for Charter Schools	135
Volume II	
Section I – District Financial Information	
Arizona School District Financial and Statistical Data – Definitions	I-1
Arizona School District Summary of Financial Data by County ¹	I-6
Arizona School District State Totals	I-257
Index of School District, County, and State Summaries	I-258
Section II – Charter Financial Information	
Arizona Charter Financial and Statistical Data – Definitions	II-1
Arizona Charter Summary of Financial Data	II-4
Arizona Charter State Totals	II-429
Index of Charter State Summaries	II-430

¹Arizona School District Summary of County Totals is at the End of Each County Section.



Arizona Department of Education

Office of Superintendent Tom Horne

January 12, 2025

The Honorable Katie Hobbs
Governor of the State of Arizona
1700 West Washington Street
Phoenix, AZ 85007

Dear Governor Hobbs:

On behalf of the Arizona Department of Education, I am pleased to present to you, the Legislature, Arizona's public schools, and all Arizona citizens, the Superintendent's Annual Report for Fiscal Year 2023-2024, as required by 15-255, Arizona Revised Statutes.

On behalf of our team at the Arizona Department of Education, we look forward to partnering with you, the Legislature, the business community, and education leaders to ensure Arizona's education system achieves excellence.

Sincerely,

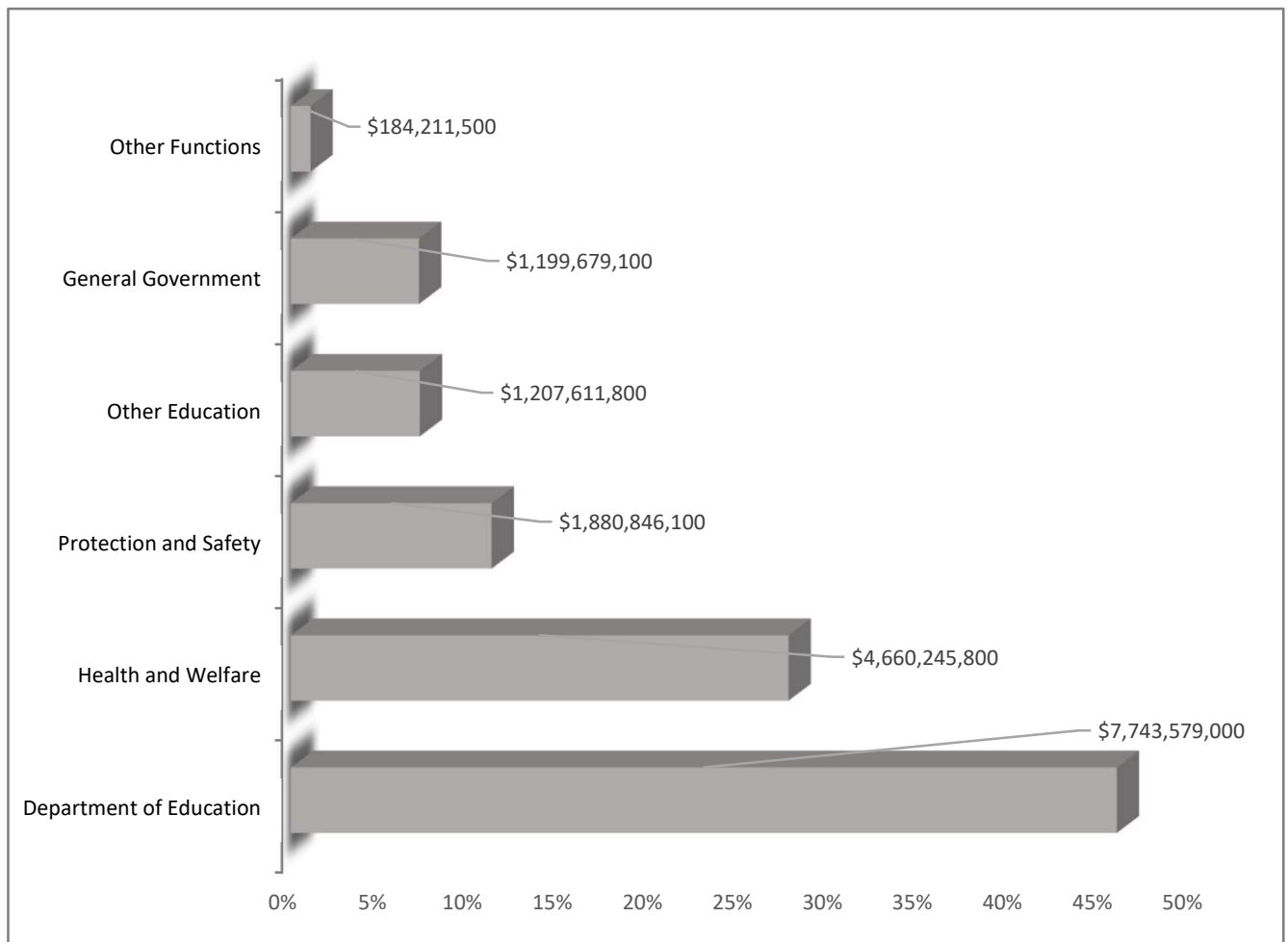
A handwritten signature in blue ink that reads "Tom Horne".

Tom Horne
Superintendent of Public Instruction

State of Arizona General Fund Expenditures

The general fund appropriation for the State of Arizona in 2023-24 was \$16,876,173,300.¹ The total for all education, which includes the Board of Regents, community colleges, and universities, was \$8,891,190,800 or 53.04 percent of the total appropriation. The Department of Education was appropriated \$7,743,579,000 or 45.88 percent of the total appropriation. The following chart represents a summary of the general fund appropriation by governmental function. The majority of the amount of the general fund appropriation to the Department of Education is distributed to local school districts and charter schools in state equalization assistance and additional state aid.

2023-24 STATE GENERAL FUND
SUMMARY OF APPROPRIATED FUNDS BY FUNCTION



¹ Office of the Joint Legislative Budget Committee, State of Arizona. General Fund Annual Expenditures for Each Agency Historical Spending. FY 1979-FY 2025 (12/6/2024). *General Fund Operating Budget Spending* annual report. Accessed 12/31/2024 at: <https://www.azjlb.gov/historical-comparisons/>

Percent of Revenue by Year by Source

Fiscal Year	Total Revenues	Percent Federal	Percent State	Percent County	Percent Intermediate	Percent Local
2013-14 Districts	\$8,414,128,757	13.14%	37.98%	3.25%	0.00%	45.63%
2013-14 Charters	\$1,207,165,199	7.63%	84.43%	0.00%	0.07%	7.87%
2013-14 Total	\$9,621,293,956	12.45%	43.81%	2.84%	0.01%	40.89%
2014-15 Districts	\$8,599,799,578	13.43%	37.92%	3.27%	0.00%	45.38%
2014-15 Charters	\$1,297,757,909	8.82%	83.41%	0.00%	0.08%	7.69%
2014-15 Total	\$9,897,557,487	12.83%	43.89%	2.84%	0.01%	40.44%
2015-16 Districts	\$8,831,579,351	13.55%	39.27%	3.24%	0.00%	43.94%
2015-16 Charters	\$1,445,941,003	7.28%	84.73%	0.00%	0.09%	7.90%
2015-16 Total	\$10,277,520,350	12.67%	45.67%	2.78%	0.01%	38.87%
2016-17 Districts	\$8,776,027,556	13.66%	39.28%	3.31%	0.00%	43.75%
2016-17 Charters	\$1,531,251,510	7.12%	84.66%	0.00%	0.15%	8.08%
2016-17 Total	\$10,307,279,060	12.69%	46.03%	2.82%	0.02%	38.45%
2017-18 Districts	\$9,087,662,180	13.15%	39.71%	3.18%	0.00%	43.95%
2017-18 Charters	\$1,650,130,918	7.14%	84.24%	0.00%	0.11%	8.51%
2017-18 Total	\$10,737,793,090	12.23%	46.56%	2.70%	0.02%	38.51%
2018-19 Districts	\$9,799,247,310	12.89%	42.15%	2.98%	0.00%	41.99%
2018-19 Charters	\$1,872,341,758	7.20%	84.28%	0.00%	0.04%	8.48%
2018-19 Total	\$11,671,589,060	11.97%	48.91%	2.50%	0.01%	36.62%
2019-20 Districts	\$10,245,693,550	12.19%	44.48%	3.03%	0.00%	40.30%
2019-20 Charters	\$1,994,852,340	7.29%	85.89%	0.00%	0.15%	6.67%
2019-20 Total	\$12,240,545,890	11.39%	51.23%	2.54%	0.02%	34.82%
2020-21 Districts	\$10,619,654,910	17.84%	40.27%	3.00%	0.00%	38.88%
2020-21 Charters	\$2,283,843,192	14.21%	80.42%	0.00%	0.02%	5.34%
2020-21 Total	\$12,903,498,100	17.20%	47.38%	2.47%	0.00%	32.95%
2021-22 Districts	\$12,024,584,800	19.63%	40.91%	2.72%	0.00%	36.75%
2021-22 Charters	\$2,537,186,502	15.14%	78.64%	0.00%	0.12%	6.10%
2021-22 Total	\$14,561,771,300	18.85%	47.48%	2.24%	0.02%	31.41%
2022-23 Districts	\$13,069,424,101	18.55%	45.37%	0.10%	0.00%	35.99%
2022-23 Charters	\$2,806,553,612	14.48%	78.35%	0.00%	0.05%	7.12%
2022-23 Total	\$15,875,977,713	17.83%	51.20%	0.08%	0.01%	30.88%
2023-24 Districts	\$13,938,057,571	17.80%	47.02%	0.03%	0.00%	35.15%
2023-24 Charters	\$2,883,731,762	11.64%	80.89%	0.00%	0.08%	7.40%
2023-24 Total	\$16,821,789,332	16.74%	52.83%	0.03%	0.01%	30.39%

Maintenance and Operation Fund Expenditures by Year

The \$9,676,909,744 total expenditures for Maintenance and Operation (M&O)* for FY 2024 represents a 7.5% change over FY 2023 M&O expenditures.

Fiscal Year	M&O Expenditures*	Dollar Change	Percent Change
2014-15 Districts	\$5,337,019,742	\$74,079,925	1.4%
2014-15 Charters	\$1,073,951,698	\$65,483,437	6.5%
2014-15 Total	\$6,410,971,440	\$139,563,362	2.2%
2015-16 Districts	\$5,374,427,598	\$37,407,856	0.7%
2015-16 Charters	\$1,172,760,103	\$98,808,405	9.2%
2015-16 Total	\$6,547,187,701	\$136,216,261	2.1%
2016-17 Districts	\$5,668,979,645	\$294,552,047	5.5%
2016-17 Charters	\$1,290,150,277	\$117,390,174	10.0%
2016-17 Total	\$6,959,129,922	\$411,942,221	6.3%
2017-18 Districts	\$5,733,676,610	\$64,696,966	1.1%
2017-18 Charters	\$1,400,432,565	\$110,282,288	8.5%
2017-18 Total	\$7,134,109,175	\$174,979,254	2.5%
2018-19 Districts	\$6,124,329,305	\$390,652,695	6.8%
2018-19 Charters	\$1,525,642,155	\$125,209,590	8.9%
2018-19 Total	\$7,649,971,460	\$515,862,285	7.2%
2019-20 Districts	\$6,256,540,818	\$132,211,512	2.2%
2019-20 Charters	\$1,609,095,898	\$83,453,743	5.5%
2019-20 Total	\$7,865,636,716	\$215,665,255	2.8%
2020-21 Districts	\$6,156,476,916	-\$100,063,902	-1.6%
2020-21 Charters	\$1,642,443,152	\$33,347,254	2.1%
2020-21 Total	\$7,798,920,068	-\$66,716,648	-0.8%
2021-22 Districts	\$6,513,430,301	\$356,953,385	5.8%
2021-22 Charters	\$1,775,771,590	\$133,328,438	8.1%
2021-22 Total	\$8,289,201,890	\$490,281,823	6.3%
2022-23 Districts	\$7,042,031,218	\$528,600,917	8.1%
2022-23 Charters	\$1,955,675,875	\$179,904,285	10.1%
2022-23 Total	\$8,997,707,093	\$708,505,203	8.5%
2023-24 Districts	\$7,561,518,576	\$519,487,358	7.4%
2023-24 Charters	\$2,115,391,168	\$159,715,293	8.2%
2023-24 Total	\$9,676,909,744	\$679,202,651	7.5%

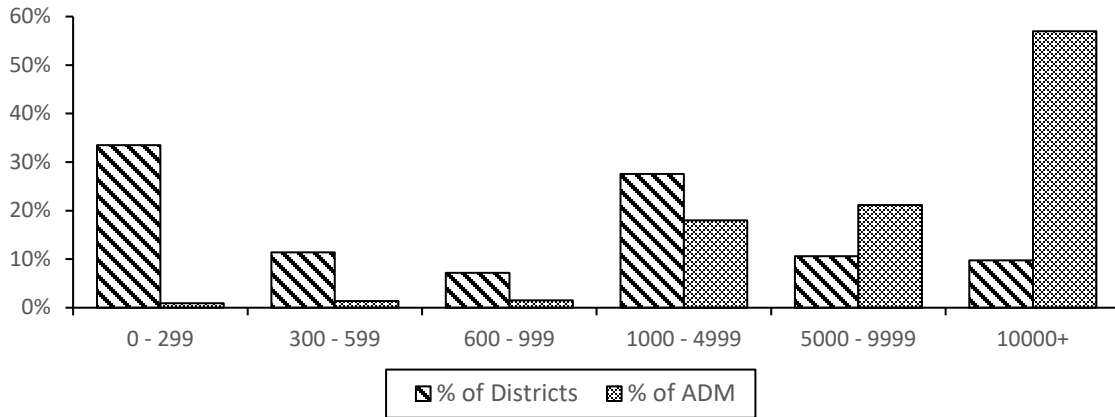
* Charter Schools are not required to distinguish expenditures for capital from those expenditures made for M&O purposes. District Total M&O Expenditures do not include capital purchases.

Resident ADM History and Distribution

Fiscal Year	Preschool Disabled ADM	Elementary ADM *	Secondary ADM	Total ADM *	Percent Change
2015-16 Districts	4,388	607,941	305,963	918,292	
2015-16 Charter Schools		118,323	46,028	164,351	
2015-16 Total	4,388	726,264	351,991	1,082,643	0.00%
2016-17 Districts	4,727	604,625	308,635	917,987	
2016-17 Charter Schools		128,618	51,051	179,669	
2016-17 Total	4,727	733,243	359,686	1,097,656	1.37%
2017-18 Districts	4,892	598,934	312,095	915,921	
2017-18 Charter Schools		133,147	53,556	186,703	
2017-18 Total	4,892	732,081	365,651	1,102,624	0.45%
2018-19 Districts	4,909	589,910	313,189	908,008	
2018-19 Charter Schools		142,421	56,616	199,037	
2018-19 Total	4,909	732,331	369,805	1,107,045	0.40%
2019-20 Districts	5,204	586,366	317,800	909,370	
2019-20 Charter Schools		144,729	57,904	202,633	
2019-20 Total	5,204	731,095	375,704	1,112,003	0.45%
2020-21 Districts	4,075	544,722	310,505	859,302	
2020-21 Charter Schools		160,716	60,045	220,761	
2020-21 Total	4,075	705,438	370,550	1,080,063	-2.96%
2021-22 Districts	4,189	550,072	323,455	877,716	
2021-22 Charter Schools		160,503	60,336	220,839	
2021-22 Total	4,189	710,575	383,791	1,098,555	1.68%
2022-23 Districts	4,434	545,100	325,430	874,965	
2022-23 Charter Schools		161,022	63,315	224,337	
2022-23 Total	4,434	706,122	388,746	1,099,302	0.07%
2023-2024 District	4,839	533,191	326,872	864,903	
2023-2024 Charter Schools		158,837	64,447	223,284	
2023-2024 Total	4,839	692,028	391,319	1,088,187	-1.01%

* Elementary ADM spans grades K - 8.

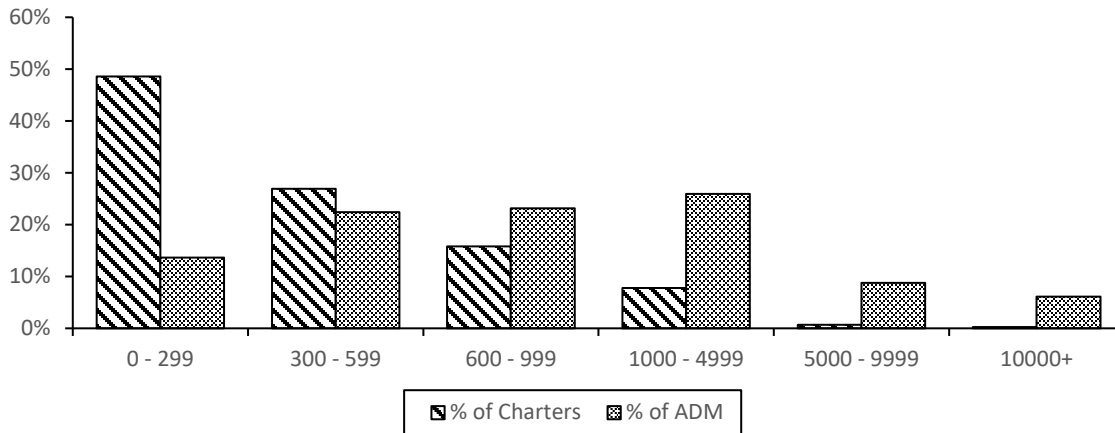
Distribution of School Districts by ADM and Size



Group	ADM	% of ADM	No. of Districts	% of Districts
0 - 299	8,246	1.0%	79	33.5%
300 - 599	11,823	1.4%	27	11.4%
600 - 999	13,074	1.5%	17	7.2%
1000 - 4999	155,538	18.0%	65	27.5%
5000 - 9999	183,125	21.2%	25	10.6%
10000+	493,050	57.0%	23	9.7%
Total	864,857	100.0%	236	100.0%

The total district fall enrollment for FY23-24 was 885,184. A breakdown of school district enrollment by racial and ethnic background is included in page 12.

Distribution of Charter Districts by ADM and Size



Group	ADM	% of ADM	No. of Districts	% of Districts
0 - 299	30,375	13.6%	206	48.6%
300 - 599	49,844	22.4%	114	26.9%
600 - 999	51,569	23.2%	67	15.8%
1000 - 4999	57,691	25.9%	33	7.8%
5000 - 9999	19,519	8.8%	3	0.7%
10000+	13,595	6.1%	1	0.2%
Total	222,592	100.0%	424	100.0%

The total charter fall enrollment for FY 2023-24 was 231,500. A breakdown of charter school enrollment by racial and ethnic background is included on page 13.

State Summary of Number and Type of Public Schools

County	TD*	Elementary		High School		Unified District Count			Charter Schools			Accommodation					
		Districts	Schools	Districts	Schools	Districts	Elementary Schools	High Schools	Combined Schools	Charter Districts	Elementary Schools	High Schools	Combined Schools	Districts	Elementary Schools	High Schools	Combined Schools
Apache	0	4	4	0	0	7	24	9	3	0	0	0	0	0	0	0	0
Cochise	0	10	12	1	1	9	26	9	5	3	3	4	2	3	1	0	0
Coconino	1	1	1	0	0	6	23	8	4	10	7	0	3	0	3	0	0
Gila	0	3	4	0	0	5	12	5	4	2	1	0	1	0	0	0	1
Graham	1	2	2	0	0	4	10	5	3	2	2	0	0	0	0	0	0
Greenlee	1	1	1	0	0	2	3	2	0	0	0	0	0	0	0	0	0
La Paz	0	4	5	1	1	1	4	2	0	0	0	0	0	0	0	0	0
Maricopa	0	33	322	6	59	16	327	17	64	294	196	89	97	0	1	0	0
Mohave	0	7	15	1	3	5	21	5	4	8	8	3	2	0	0	0	0
Navajo	0	0	0	0	0	11	35	11	6	2	1	2	2	1	0	1	0
Pima	2	3	5	0	0	11	170	23	25	61	34	30	18	1	0	1	0
Pinal	0	8	26	2	5	8	37	5	14	16	14	6	7	1	1	1	0
Santa Cruz	0	3	3	1	1	2	12	3	2	5	4	1	0	0	0	0	0
Yavapai	1	10	15	1	2	9	27	7	9	18	13	3	5	1	0	2	0
Yuma	0	7	51	2	10	0	0	0	0	4	4	3	3	0	0	0	0
Total	6	96	466	15	82	96	731	111	143	425	287	141	140	9	4	10	1

Total Elementary Schools= 1,488

Total High Schools= 344

Total Combined Schools= 284

Total Number of Schools/Sites= 2,116

The three combined schools columns represent schools that serve students in one or more grades in both elementary school grades (PS, KG, & 1-8) and high school grades (9-12).

The above table includes charter Arizona Online Instruction (AOI) schools and district AOI schools.

This list excludes 14 Career and Technical Education Districts (CTEDs). Additionally, 247 CTED sites are excluded. CTEDs operate satellite sites or programs on the campuses of their member districts as well as centralized campuses throughout the CTED district.

**Arizona Online Instruction Average Daily Membership (ADM)
School Year 2023-2024
A.R.S. §15-808 Arizona Online Instruction (AOI)**

District/Charter	AOI School	ADM by Grade										Total AOI Students
		K-8		9-12		K-12		Total K-12	Part-Time	Total K-12	Total AOI Students	
		Full-Time	Part-Time	Full-Time	Part-Time	Full-Time	Part-Time					
Amphitheater Unified District	Amphi Academy Online	17.8	0.0	110.6	0.1	128.5	0.1	128.6	0.1	128.6	317	
Antelope Union High School District	AUHS Online Academy	0.0	0.0	1.2	0.1	1.2	0.1	1.3	0.1	1.3	14	
Bagdad Unified District	Sultan Virtual Academy	7.2	0.0	16.4	0.0	23.6	0.0	23.6	0.0	23.6	47	
Balsz Elementary District	Balsz Online Academy (B.O.A.)	24.7	0.0	0.0	0.0	24.7	0.0	24.7	0.0	24.7	61	
Benson Unified School District	Benson Digital Learning Center Online	7.9	0.0	41.3	1.9	49.2	1.9	51.2	1.9	51.2	94	
Bisbee Unified District	Copper Credits	0.1	0.0	0.6	0.0	0.7	0.0	0.7	0.0	0.7	15	
Buckeye Union High School District	BUHSD Institute of Online Learning	0.0	0.0	73.1	9.0	73.1	9.0	82.1	9.0	82.1	354	
Camp Verde Unified District	Camp Verde Online	0.0	0.0	4.9	0.5	4.9	0.5	5.4	0.5	5.4	15	
Casa Grande Elementary District	CGESD Online Learning Academy	90.6	1.9	0.0	0.0	90.6	1.9	92.5	1.9	92.5	157	
Cave Creek Unified District	Cave Creek Academy of Excellence	2.2	0.0	7.0	6.4	9.2	6.4	15.6	6.4	15.6	26	
Chandler Unified District #80	Chandler Online Academy	102.8	7.9	124.5	150.8	227.3	156.8	386.1	156.8	386.1	1,213	
Coconino County Accommodation School District	CCASD Online Instruction	0.0	0.0	9.0	5.4	9.0	5.4	14.4	5.4	14.4	55	
Colorado River Union High School District	CRUHSD Academy	0.0	0.0	101.8	0.0	101.8	0.0	101.8	0.0	101.8	314	
Coolidge Unified District	Coolidge Virtual Academy	24.4	0.0	65.7	0.0	90.0	0.0	90.0	0.0	90.0	310	
Cottonwood-Oak Creek Elementary District	Arizona IZone Institute	0.1	0.0	0.0	0.0	0.1	0.0	0.1	0.0	0.1	1	
Crane Elementary District	Crane iLearning Academy	9.4	0.0	0.0	0.0	9.4	0.0	9.4	0.0	9.4	22	
Creighton Elementary District	Creighton Virtual Academy	38.1	0.0	0.0	0.0	38.1	0.0	38.1	0.0	38.1	54	
Deer Valley Unified District	Aspire, Deer Valley's Online Academy	115.8	0.0	114.6	55.3	230.5	55.3	285.8	55.3	285.8	1,273	
Flagstaff Unified District	Northern Arizona Distance Learning	2.1	0.5	19.1	4.8	21.1	5.3	26.5	5.3	26.5	85	
Florence Unified School District	Florence Virtual Academy	17.1	0.0	127.9	0.0	144.9	0.0	144.9	0.0	144.9	229	
Flowing Wells Unified District	Flowing Wells Digital Campus	0.0	0.0	39.3	0.6	39.3	0.6	39.9	0.6	39.9	122	
Fountain Hills Unified District	Fountain Hills Virtual Academy	8.8	0.0	29.4	0.0	38.3	0.0	38.3	0.0	38.3	94	
Fowler Elementary District	Fowler Elementary School District Virtual Academy	32.0	0.0	0.0	0.0	32.0	0.0	32.0	0.0	32.0	71	
Gilbert Unified District	GPS Global Academy	18.0	2.7	109.4	103.1	127.4	105.8	233.2	105.8	233.2	1,028	
Glendale Elementary District	Glendale Elementary Online (G.E.O.) Learning	24.7	0.0	0.0	0.0	24.7	0.0	24.7	0.0	24.7	91	
Glendale Union High School District	Glendale Union Online	0.0	0.0	329.4	0.0	329.4	0.0	329.4	0.0	329.4	806	
Globe Unified District	Tiger Knowledge Online (TKO)	2.2	0.3	4.7	0.2	6.9	0.5	7.4	0.5	7.4	61	
Higley Unified School District	Higley Virtual Academy	12.7	0.0	62.2	57.4	75.0	57.4	132.3	57.4	132.3	421	
Humboldt Unified District	Bradshaw Mountain Online Academy	0.0	0.0	21.1	0.0	21.1	0.0	21.1	0.0	21.1	109	
Isaac Elementary District	Isaac Online Prep Academy	69.2	0.0	0.0	0.0	69.2	0.0	69.2	0.0	69.2	126	
J O Combs Unified School District	Combs Online School for Success	6.4	0.0	70.4	0.0	76.8	0.0	76.8	0.0	76.8	253	
Kingman Unified School District	Kingman Online Learning Academy (KOLA) Middle Scho	24.4	0.0	0.0	0.0	24.4	0.0	24.4	0.0	24.4	89	
Kingman Unified School District	Kingman Online Learning Academy (KOLA) High School	0.0	0.0	242.4	2.3	242.4	2.3	244.7	2.3	244.7	500	
Kyrene Elementary District	Kyrene Digital Academy	143.9	0.0	0.0	0.0	143.9	0.0	144.0	0.0	144.0	225	
Lake Havasu Unified District	Havasonline	18.8	0.0	246.1	1.0	264.9	1.0	265.8	1.0	265.8	495	

A.R.S. §15-808 allows for the State Board of Education to select traditional public schools and the State Board for Charter Schools to sponsor charter schools to be online course providers or online schools. Included here are the fundable ADM generated for each of the Arizona Online Instruction (AOI) schools as well as the total number of students enrolled throughout the year. ADM and enrollment counts reported here are also included in other district and charter reports.

**Arizona Online Instruction Average Daily Membership (ADM)
School Year 2023-2024
A.R.S. §15-808 Arizona Online Instruction (AOI)**

District/Charter	AOI School	ADM by Grade						Total K-12	Total AOI Students
		K-8		9-12		K-12			
		Full-Time	Part-Time	Full-Time	Part-Time	Full-Time	Part-Time		
Littleton Elementary District	LESD Online Academy	48.9	0.0	0.0	0.0	48.9	0.0	48.9	80
Marana Unified District	Marana Distance Learning	1.4	3.9	12.1	18.0	13.5	21.9	35.5	173
Maricopa Unified School District	Maricopa Virtual Academy	55.8	0.0	113.5	0.0	169.3	0.0	169.3	269
Mesa Unified District	Mesa Digital Learning Program	10.1	0.3	34.1	69.7	44.2	70.0	114.2	523
Mingus Union High School District	Mingus Online Academy	0.0	0.0	10.6	0.3	10.6	0.3	10.9	72
Mohave Valley Elementary District	Mohave Valley Connections Academy	13.9	0.5	0.0	0.0	13.9	0.5	14.4	57
Nadaburg Unified School District	Nadaburg Online Virtual Academy	0.0	0.0	0.0	0.0	0.0	0.0	0.0	11
Nogales Unified District	NUSD Online	9.4	0.0	53.3	0.0	62.8	0.0	62.8	419
Page Unified School District #8	Sage & Sand Academy	4.2	0.0	8.0	0.0	12.2	0.0	12.2	60
Paradise Valley Unified District	pVONLINE	26.9	0.4	85.0	7.8	111.8	8.2	120.1	328
Peach Springs Unified District	Music Mountain Academy	0.0	0.0	1.5	0.0	1.5	0.0	1.5	22
Peoria Unified School District	Peoria eCampus	50.9	0.0	42.2	73.9	93.1	73.9	167.0	831
Phoenix Elementary District	Phoenix #1 iAcademy	16.8	0.0	0.0	0.0	16.8	0.0	16.8	26
Phoenix Union High School District	Phoenix Digital Academy	0.0	0.0	513.5	21.8	513.5	21.8	535.3	1,545
Queen Creek Unified District	Queen Creek Virtual Academy	43.2	0.0	199.4	6.0	242.6	6.0	248.6	418
Riverside Elementary District	Riverside Elementary School District (RESID) STEM2	4.0	0.0	0.0	0.0	4.0	0.0	4.0	8
Round Valley Unified District	Round Valley AOI	13.9	0.0	13.3	0.0	27.2	0.0	27.2	137
Sahuarita Unified District	Sahuarita Digital Pathways Academy	32.3	0.0	60.9	0.1	93.2	0.1	93.2	169
Scottsdale Unified District	Scottsdale Online Learning	35.3	0.6	71.0	8.3	106.3	8.9	115.2	318
Sedona-Oak Creek JUUSD #9	Red Rock Academy	0.2	0.0	4.4	0.0	4.6	0.0	4.6	29
Show Low Unified District	WMI ON LINE	0.1	0.0	7.1	0.0	7.2	0.0	7.2	30
Sierra Vista Unified District	SVUSD AOI	0.0	0.0	8.3	0.0	8.3	0.0	8.3	68
Sunnyside Unified District	Sunnyside Online Success Academy	0.0	0.0	0.0	0.0	0.0	0.0	0.0	1
Tempe School District	Tempe Elementary Online Community	4.7	0.0	0.0	0.0	4.7	0.0	4.7	9
Tempe Union High School District	TAPBI	0.0	0.0	119.6	46.8	119.6	46.8	166.4	3,176
Thatcher Unified District	Eagle Online Academy	3.0	0.0	25.7	0.0	28.7	0.0	28.7	72
Tolleson Elementary District	Tolleson Virtual Academy	20.2	0.0	0.0	0.0	20.2	0.0	20.2	36
Tucson Unified District	Tucson Unified Virtual Academy	447.7	15.7	177.6	72.6	625.3	88.3	713.6	2,313
Vail Unified District	Vail Innovation Center	10.5	0.1	25.6	0.5	36.2	0.7	36.9	486
Washington Elementary School District	Washington Elementary School District Online Learn	84.9	0.0	0.0	0.0	84.9	0.0	84.9	148
Wickenburg Unified District	Wickenburg Virtual Academy	7.2	0.0	30.8	0.3	38.0	0.3	38.3	142
Yuma Elementary District	Yuma District One Digital Learning Academy	37.5	0.0	0.0	0.0	37.5	0.0	37.5	76
Yuma Union High School District	Yuma Online Distance Academy	0.0	0.0	17.5	6.9	17.5	6.9	24.4	88
District School Totals		1,804.4	34.8	3,607.1	731.9	5,411.7	766.9	6,178.8	21,287

A.R.S. §15-808 allows for the State Board of Education to select traditional public schools and the State Board for Charter Schools to sponsor charter schools to be online course providers or online schools. Included here are the fundable ADM generated for each of the Arizona Online Instruction (AOI) schools as well as the total number of students enrolled throughout the year. ADM and enrollment counts reported here are also included in other district and charter reports.

**Arizona Online Instruction Average Daily Membership (ADM)
School Year 2023-2024
A.R.S. §15-808 Arizona Online Instruction (AOI)**

District/Charter	AOI School	ADM by Grade								Total AOI Students
		K-3		9-12		K-12		Total K-12		
		Full-Time	Part-Time	Full-Time	Part-Time	Full-Time	Part-Time			
American Leadership Academy, Inc.	AMERICAN LEADERSHIP ACADEMY VIRTUAL	278.7	0.6	321.0	77.4	599.6	78.0	677.6	1,512	
American Virtual Academy	Primavera - Online	1,833.5	1.0	5,530.5	582.3	7,364.0	583.3	7,947.3	18,003	
Archway Classical Academy Trivium West	Great Hearts Online - Arizona	232.9	0.0	19.0	0.0	251.9	0.0	251.9	362	
Arizona Agribusiness & Equine Center INC.	AAEC Online	0.0	0.0	60.1	0.0	60.1	0.0	60.1	106	
Arizona Autism Charter Schools, Inc.	Arizona Autism Charter - Online High School	0.0	0.0	71.8	0.0	71.8	0.0	71.8	88	
Arizona Autism Charter Schools, Inc.	Arizona Autism Charter School-Online K-8	89.6	3.0	0.0	0.0	89.6	3.0	92.6	118	
Arizona Collaborative Learning Partners, Inc.	Virtual Preparation Academy of Arizona	77.4	0.0	0.0	0.0	77.4	0.0	77.4	145	
Arizona Connections Academy Charter School, Inc.	Arizona Connections Academy	1,074.0	0.0	856.4	0.0	1,930.3	0.0	1,930.3	2,761	
Arizona Education Solutions	Virtual School of Arizona	480.3	8.7	266.1	9.3	746.4	18.0	764.4	1,214	
Arizona Educator Solutions	State Online School	137.8	9.0	685.2	18.5	823.0	27.5	850.5	1,375	
ASU Preparatory Academy Digital	ASU Preparatory Academy Digital	1,693.7	3.7	1,833.5	45.9	3,527.1	49.6	3,576.7	4,770	
Blueprint Education	Hope High School Online	0.0	0.0	353.3	48.1	353.3	48.1	401.4	889	
Carpe Diem Collegiate High School	Desert View Online School	0.0	0.0	5.9	0.0	5.9	0.0	5.9	10	
Coleam Academy Arizona	Coleam Academy Arizona	150.9	0.8	42.4	0.8	193.4	1.5	194.9	262	
Daisy Education Corporation dba Sonoran Science Ac	Sonoran Virtual Academy	73.3	0.0	0.0	0.0	73.3	0.0	73.3	127	
Edkey, Inc. - Sequoia Choice Schools	Sequoia Choice School Arizona Distance Learning Sc	832.2	6.0	778.9	19.2	1,611.2	25.3	1,636.4	4,374	
Educational Options Foundation	EdOptions HS Learning Center	12.6	0.0	487.9	26.4	500.5	26.4	526.9	1,091	
Eduprize Schools, LLC	EDUPRIZE ONLINE INSTRUCTION	31.5	0.5	17.8	0.0	49.4	0.5	49.9	78	
Estrella Educational Foundation	MIT STEM2 Online High School	0.0	0.0	2.9	0.0	2.9	0.0	2.9	9	
Freedom Preparatory Academy	Freedom Prep Academy - Mesa	188.3	0.0	109.3	0.8	297.5	0.8	298.3	463	
Humanities and Sciences Academy of the United Stat	Humanities and Sciences Academy Arizona	0.0	0.0	1.0	0.3	1.0	0.3	1.3	2	
Intelli-School, Inc.	IntelliSchool Online	0.0	0.0	3.6	0.1	3.6	0.1	3.7	29	
Kaizen Education Foundation dba Mission Heights Pr	Leona Connected High School	0.0	0.0	173.9	18.1	173.9	18.1	192.0	641	
LEAD Charter Schools	Leading Edge Academy Online	42.2	0.0	74.1	0.8	116.3	0.8	117.1	176	
Legacy Traditional School - Surprise	Legacy Online Academy	311.2	0.0	0.0	0.0	311.2	0.0	311.2	516	
Leman Academy of Excellence, Inc.	Leman Virtual Academy	102.9	7.8	0.0	0.0	102.9	7.8	110.7	155	
Liberty Traditional Charter School	Arizona Online Charter School	47.2	0.0	0.0	0.0	47.2	0.0	47.2	70	
Ombudsman Educational Services, Ltd., a subsidiary	Ombudsman Online Academy	0.0	0.0	249.5	0.9	249.5	0.9	250.4	657	
Online School of Arizona	Online School of Arizona	0.0	0.0	25.7	0.0	25.7	0.0	25.7	80	
PAS Charter, Inc., dba Intelli-School	PAS Charter Online	0.0	0.0	4.0	0.2	4.0	0.2	4.2	38	
Pathways In Education-Arizona, Inc.	Pathways in Education	0.0	0.0	173.2	0.0	173.2	0.0	173.2	265	
Pinnacle Education- Tempe, Inc.	Pinnacle Online High School	33.4	12.2	134.1	58.4	167.5	70.7	238.2	431	
Pinnacle Education-WMCOB, Inc.	Pinnacle Online - WMCOB	0.0	0.0	41.9	23.4	41.9	23.4	65.3	121	
Portable Practical Educational Preparation, Inc. (Arizona Virtual Academy	3,305.9	0.0	1,430.7	0.0	4,736.6	0.0	4,736.6	6,559	
Portable Practical Educational Preparation, Inc. (Arizona Insight Academy	210.0	0.0	870.5	0.2	1,080.5	0.2	1,080.7	1,646	
Premier Prep Online Academy	Premier Prep Online Academy	37.9	0.0	99.3	0.0	137.3	0.0	137.3	180	

A.R.S. §15-808 allows for the State Board of Education to select traditional public schools and the State Board for Charter Schools to sponsor charter schools to be online course providers or online schools. Included here are the fundable ADM generated for each of the Arizona Online Instructions (AOI) schools as well as the total number of students enrolled throughout the year. ADM and enrollment counts reported here are also included in other district and charter reports.

**Arizona Online Instruction Average Daily Membership (ADM)
School Year 2023-2024
A.R.S. §15-808 Arizona Online Instruction (AOI)**

District/Charter	AOI School	ADM by Grade										Total AOI Students
		K-3		9-12		K-12		Total K-12	Total AOI Students			
		Full-Time	Part-Time	Full-Time	Part-Time	Full-Time	Part-Time					
SC Jensen Corporation, Inc. dba Intelli-School	SC Jensen Online	0.0	0.0	1.5	0.1	1.5	0.1	1.6	22			
Self Development Charter School	Self Development Online Academy	3.7	0.0	0.0	0.0	3.7	0.0	3.7	17			
Southern Arizona Community Academy, Inc.	SACA Online	0.0	0.0	16.0	0.0	16.0	0.0	16.0	63			
The Charter Foundation, Inc.	AmeriSchools Academy Online Instruction	15.4	0.0	0.0	0.0	15.4	0.0	15.4	26			
The Grande Innovation Academy	Path to Potential	0.0	0.0	0.0	0.0	0.0	0.0	0.0	10			
ThrivePoint High School, Inc.	ThrivePoint Online High School	0.0	0.0	439.4	39.5	439.4	39.5	478.9	1,537			
Valor Preparatory Academy, LLC	Valor Preparatory Academy	115.9	0.0	106.2	0.0	222.1	0.0	222.1	260			
West Gilbert Charter Middle School, Inc.	Imagine Online Academy of Arizona	88.4	0.0	0.0	0.0	88.4	0.0	88.4	187			
Charter School Totals		11,500.8	53.3	15,286.6	970.7	26,787.4	1,024.1	27,811.4	51,445			
Grand Totals		13,305.2	88.1	18,893.7	1,702.6	32,199.1	1,791.0	33,990.2	72,732			

A.R.S. §15-808 allows for the State Board of Education to select traditional public schools and the State Board for Charter Schools to sponsor charter schools to be online course providers or online schools. Included here are the fundable ADM generated for each of the Arizona Online Instructions (AOI) schools as well as the total number of students enrolled throughout the year. ADM and enrollment counts reported here are also included in other district and charter reports.

State Summary by Grade of Pupil Enrollment
Districts Only
FY 2023-2024 Race/Ethnicity¹

	Asian	American Indian, Alaska Native	Black, African American	Hispanic, Latino ²	White	Native Hawaiian, Pacific Islander	Other Multi- Race Non- Hispanic ³	Total
PSD ⁴	695	771	998	10,037	7,183	57	937	20,678
Kindergarten	1,284	2,448	3,002	27,804	17,154	199	2,589	54,480
Grade One	1,365	2,789	3,290	29,746	18,809	228	2,935	59,162
Grade Two	1,365	3,013	3,339	31,380	20,516	226	2,976	62,815
Grade Three	1,401	2,832	3,250	30,647	19,961	206	2,707	61,004
Grade Four	1,459	2,944	3,432	31,803	20,963	223	2,654	63,478
Grade Five	1,475	3,053	3,515	31,533	21,320	257	2,716	63,869
Grade Six	1,483	3,009	3,568	31,276	21,317	210	2,682	63,545
Grade Seven	1,434	3,300	3,592	32,094	21,933	263	2,702	65,318
Grade Eight	1,468	3,185	3,802	33,043	22,108	226	2,660	66,492
Ungraded Elementary	20	9	40	285	143	3	33	533
Total Elementary	13,449	27,353	31,828	289,648	191,407	2,098	25,591	581,374
Grade Nine	2,113	3,831	4,243	37,806	25,456	275	3,037	76,761
Grade Ten	2,290	3,793	4,380	38,840	25,864	279	3,102	78,548
Grade Eleven	2,124	3,496	4,095	36,300	25,933	266	2,872	75,086
Grade Twelve	2,092	3,539	4,197	35,157	25,624	295	2,511	73,415
Total Secondary	8,619	14,659	16,915	148,103	102,877	1,115	11,522	303,810
Grand Total	22,068	42,012	48,743	437,751	294,284	3,213	37,113	885,184

Prior Year State Fall Enrollment
FY 2022-2023

Elementary	591,193
Secondary	304,845
Total	896,038

¹Fiscal Year 2023-2024 is using state fall enrollment data provided by ADE's Accountability & Research unit.

²Fiscal Year 2023-2024 enrollment data lists Hispanic, Latino as its own category and not as an ethnic subset of a specific race.

³Students reported with multiple races.

⁴Preschool children with disabilities.

State Summary by Grade of Pupil Enrollment
Charters Only
FY 2023-2024 Race/Ethnicity¹

	Asian	American Indian, Alaska Native	Black, African American	Hispanic, Latino ²	White	Native Hawaiian, Pacific Islander	Other Multi- Race Non- Hispanic ³	Total
PSD ⁴	-	-	-	-	-	-	-	-
Kindergarten	1,091	271	1,288	7,852	6,295	50	968	17,815
Grade One	1,239	289	1,342	8,204	6,606	68	1,048	18,796
Grade Two	1,214	278	1,339	8,227	6,769	65	1,031	18,923
Grade Three	1,286	271	1,375	7,926	6,733	65	997	18,653
Grade Four	1,299	246	1,338	7,960	6,829	60	1,015	18,747
Grade Five	1,365	258	1,331	7,786	6,719	62	969	18,490
Grade Six	1,328	321	1,274	7,814	7,064	68	939	18,808
Grade Seven	1,330	379	1,316	7,723	6,647	64	924	18,383
Grade Eight	1,220	325	1,262	7,532	6,849	60	904	18,152
Ungraded Elementary	-	-	-	-	-	-	-	-
Total Elementary	11,372	2,638	11,865	71,024	60,511	562	8,795	166,767
Grade Nine	634	316	748	5,345	5,096	53	563	12,755
Grade Ten	591	380	871	6,153	5,242	57	566	13,860
Grade Eleven	643	459	923	6,680	5,571	57	606	14,939
Grade Twelve	657	999	1,650	11,668	7,378	71	756	23,179
Total Secondary	2,525	2,154	4,192	29,846	23,287	238	2,491	64,733
Grand Total	13,897	4,792	16,057	100,870	83,798	800	11,286	231,500

Prior Year State Fall Enrollment
FY 2022-2023

Elementary	169,848
Secondary	62,548
Total	232,396

¹Fiscal Year 2023-2024 is using state fall enrollment data provided by ADE's Accountability & Research unit.

²Fiscal Year 2023-2024 enrollment data lists Hispanic, Latino as its own category and not as an ethnic subset of a specific race.

³Students reported with multiple races.

⁴Preschool children with disabilities.

**FINANCIAL SERVICES
STATE FUNDS
STATEMENT OF REVENUES AND EXPENDITURES
JULY 1, 2023 - JUNE 30, 2024**

	State Appropriations and Proposition 301 Funds	Carryover Amount	Current Year's Appropriation & Refunds	Total Available	Personal Services	Employee Related
	OFFICE OF THE SUPERINTENDENT					
1	Operating Lum Sum (OLS Functions)		23,774,200	23,774,200	5,633,963	2,103,726
2	Empowerment Scholarship (ESA120)	130,515		130,515		
3	TOTAL OFFICE OF THE SUPERINTENDENT	130,515	23,774,200	23,904,715	5,633,963	2,103,726
	Formula Programs					
4	Additional State Aid to Schools		416,031,996	416,031,996		
5	Basic State Aid		5,893,320,104	5,893,320,104		
6	Basic State Aid Deferred Payment		800,727,700	800,727,700		
7	Classroom Site Fund	129,395,922	1,018,912,500	1,148,308,422		
8	Instructional Improvement Fund	56,933,132	80,066,030	136,999,162		
9	Other State Aid to Districts		983,900	983,900		
10	Permanent State Common School Fund		342,797,300	342,797,300		
11	Results-Based Funding	5,573,879	0	5,573,879		
12	Special Education Fund	12,498,789	36,029,200	48,527,989	173,842	90,231
13	Onetime State Aid Supplement		300,000,000	300,000,000		
14	State Aid Supplement		75,000,000	75,000,000		
15	TOTAL STATUTORY FORMULA PROGRAMS	204,401,722	8,963,868,730	9,168,270,453	173,842	90,231
	Non-Formula Programs					
16	K-12 Transportation Formula Study		250,000	250,000		
17	Accountability and Achievement Testing		9,442,200	9,442,200	149,312	57,229
18	Adult Education		21,768,900	21,768,900	241,250	96,954
19	Adult Workforce Diploma Program	4,670,750	6,000,000	10,670,750		
20	Alternative Teacher Development Program		1,800,000	1,800,000		
21	American Civics Education Pilot Program	276,419		276,419		
22	Arizona Civics Education & Leadership Development Program		300,000	300,000		
23	Arizona Industry Credentials Incentive Program	3,394,866	0	3,394,866		
24	Arizona Structured English Immersion	2,182,452	4,960,400	7,142,852		
25	Arizona Teacher Evaluation Program		152,600	152,600	68,361	32,433
26	Arts consumables		7,500,000	7,500,000		
27	Broadband Expansion	864,716	2,500,000	3,364,716		
28	Center for High School Success		1,000,000	1,000,000		
29	College Credit by Examination Development	1,560,626		1,560,626		
30	College Credit by Examination Incentive Program		7,472,100	7,472,100		
31	College Placement Exam Fee Wavier		1,265,800	1,265,800		
32	Community College Adult Education Workforce Development	5,231,250	6,000,000	11,231,250		
33	Computer Science Pilot Program		1,000,000	1,000,000		
34	Computer Science Professional Development Program Fund	176,474	0	176,474		
35	CTED Certification Exam Fee Reimbursement		1,000,000	1,000,000		
36	CTED Completion Grants		1,000,000	1,000,000		
37	CTED Soft Capital and Equipment		1,000,000	1,000,000		
38	Dual Enrollment Student Development		3,000,000	3,000,000		
39	Dual Enrollment Teacher Development		500,000	500,000		
40	Dyslexia Training		1,280,000	1,280,000	212,247	67,281
41	Early Education and Career Exploration Program Fund		5,000,000	5,000,000		
42	Early Literacy		12,000,000	12,000,000		
43	Education Learning and Accountability Fund		5,446,700	5,446,700	1,736,883	588,528
44	English Learner Administration		6,597,000	6,597,000	929,109	327,954
45	Extraordinary Special Education Needs	2,692,801		2,692,801		
46	Feminine Hygiene Products		2,000,000	2,000,000		
47	Flagstaff Robotics Program		20,000	20,000		
48	Geographic Literacy		100,000	100,000		
49	Gifted Assessment		850,000	850,000		
50	Gila County Jail Education		10,000	10,000		
51	Industry Recognized Certification and License Reimbursement Fund	1,000,000		1,000,000		
52	Jobs for Arizona Graduates		500,000	500,000		

**FINANCIAL SERVICES
STATE FUNDS
STATEMENT OF REVENUES AND EXPENDITURES
JULY 1, 2023 - JUNE 30, 2024**

Professional and Outside Services	Travel In State	Travel Out State	Other Operating Expenses	Non Capital Equip	Cost Allocation & Indirect Costs	Capital Equip. & Software	Assistance to Educational Institutions	Total Expenditures	Year-End Balance	Account Balance	
9,294,441	17,629	14,925	2,164,482	187,319	1,479,565			20,896,049	2,878,151	2,878,151	1
					0			0	130,515	130,515	2
9,294,441	17,629	14,925	2,164,482	187,319	1,479,565	0	0	20,896,049	3,008,666	3,008,666	3
					0		416,031,996	416,031,996	0	0	4
					1,225,704		5,888,895,253	5,890,120,957	3,199,147	3,199,147	5
					0		800,727,700	800,727,700	0	0	6
					3,628,624		1,010,776,418	1,014,405,042	133,903,380	133,903,380	7
					0		99,754,827	99,754,827	37,244,335	37,244,335	8
					0		41,787	41,787	942,113	942,113	9
					0		342,797,300	342,797,300	0	0	10
					5,573,879			5,573,879	0	0	11
	46		114,099		28,615,188		6,271,922	35,265,328	13,262,661	13,262,661	12
					0		300,000,000	300,000,000	0	0	13
					0		75,000,000	75,000,000	0	0	14
0	46	0	114,099	0	39,043,395	0	8,940,297,204	8,979,718,817	188,551,636	188,551,636	15
								0	250,000	250,000	16
9,159,212	126	672	48,251	0	27,398			9,442,200	0	0	17
1,265,090	1,821	188	211,076		12,052,603		7,899,917	21,768,900	0	0	18
					3,000,000		7,670,750	10,670,750	0	0	19
1,800,000					0			1,800,000	0	0	20
247,916					0			247,916	28,503	28,503	21
300,000					0			300,000	0	0	22
					0		1,687,727	1,687,727	1,707,138	1,707,138	23
					0		4,999,170	4,999,170	2,143,682	2,143,682	24
21,600		1,427	27,861		918			152,600	0	0	25
							5,230,268	5,230,268	2,269,732	2,269,732	26
			195,995		0		530,304	726,299	2,638,417	2,638,417	27
					0		665,721	665,721	334,279	334,279	28
					0		532,350	532,350	1,028,276	1,028,276	29
					0		7,472,100	7,472,100	0	0	30
1,212,923					0			1,212,923	52,877	52,877	31
					8,900,000		2,331,250	11,231,250	0	0	32
					1,000,000			1,000,000	0	0	33
			330		0		172,144	172,474	4,000	4,000	34
					0		1,000,000	1,000,000	0	0	35
					0		1,000,000	1,000,000	0	0	36
					0		1,000,000	1,000,000	0	0	37
2,540,000								2,540,000	460,000	460,000	38
							468,118	468,118	31,882	31,882	39
453,198	376	952	11,378		24,660		180,060	950,152	329,848	329,848	40
3,930,468					0			3,930,468	1,069,532	1,069,532	41
					0		12,000,000	12,000,000	0	0	42
24,740	129	4,627	2,422,004	96,561	550,185			5,423,657	23,043	23,043	43
5,084,820	5,570		67,016	42,735	139,796			6,597,000	0	0	44
					86,617		2,161,675	2,248,292	444,509	444,509	45
							1,782,537	1,782,537	217,463	217,463	46
20,000					0			20,000	0	0	47
100,000					0			100,000	0	0	48
438,872					0			438,872	411,128	411,128	49
							9,028	9,028	972	972	50
								0	1,000,000	1,000,000	51
500,000					0			500,000	0	0	52

**FINANCIAL SERVICES
STATE FUNDS
STATEMENT OF REVENUES AND EXPENDITURES
JULY 1, 2023 - JUNE 30, 2024**

	State Appropriations and Proposition 301 Funds	Carryover Amount	Current Year's Appropriation & Refunds	Total Available	Personal Services	Employee Related
53	Juvenile Detention Centers		52,600	52,600		
54	Kindergarten Entry Assessments		1,500,000	1,500,000		
55	Literacy Coaches		3,100,000	3,100,000	0	
56	Live, Remote Instructional Courses	0	100,000	100,000		
57	Nonprofit Education Initiatives		100,000	100,000		
58	Nonprofit Low-Income Assistance		500,000	500,000		
59	Office of Indian Education	4,943,925	0	4,943,925	44,075	13,996
60	Phoenix Science Education Programs		2,500,000	2,500,000		
61	Public School Campus Community Gardens		100,000	100,000		
62	Public School Campus Trees		300,000	300,000		
63	School Safety Program	73,304,783	74,192,400	147,497,183	705,436	263,166
64	Science of Reading Exams		1,000,000	1,000,000		
65	State Block Grant for Vocational Education		11,774,300	11,774,300	1,732,617	668,575
66	Student Level Data Access		359,000	359,000	51,147	23,072
67	Teacher Certification Fund		2,544,600	2,544,600	961,062	388,209
68	Teacher Professional Development Program		3,000,000	3,000,000		
69	Teacher Professional Development Program	1,199,511		1,199,511		
70	Tribal College Dual Enrollment Program Fund		373,838	373,838		
71	Youth Summer Education Program		250,000	250,000		
72	TOTAL NON FORMULA PROGRAMS	101,498,571	213,462,438	314,961,009	6,831,500	2,527,397
	Other Funds					
73	AELAS School Finance Payment Systems	219,838	1,726,950	1,946,788	82,648	23,235
74	AZ Agricultural Youth Org Special Plate Fund		162,414	162,414		
75	Assistance for Education Donations	0	42,644	42,644	30,000	2,866
76	Education Donations	690,168	43,560	733,728		
77	Character Education Special Plate Fund	18,702		18,702		
78	Golden Rule Special Plate Fund	236,205		236,205		
79	TOTAL OTHER FUNDS	1,164,913	1,975,567	3,140,480	112,648	26,101
	Proposition 301					
80	Achievement Testing	5,338,307	7,000,000	12,338,307	1,221,060	395,946
81	Additional School Days	14,956,667	150,380,500	165,337,167		
82	Character Education	267,841	200,000	467,841	13,176	5,964
83	Failing School Tutoring Fund	5,434,843	1,500,000	6,934,843	368,139	132,879
84	School Safety	7,800,000	7,800,000	15,600,000		
85	TOTAL PROPOSITION 301	33,797,658	166,880,500	200,678,158	1,602,375	534,789
	TOTAL STATE FUNDS	340,993,380	9,369,961,436	9,710,954,815	14,354,327	5,282,243

**FINANCIAL SERVICES
STATE FUNDS
STATEMENT OF REVENUES AND EXPENDITURES
JULY 1, 2023 - JUNE 30, 2024**

Professional and Outside Services	Travel In State	Travel Out State	Other Operating Expenses	Non Capital Equip	Cost Allocation & Indirect Costs	Capital Equip. & Software	Assistance to Educational Institutions	Total Expenditures	Year-End Balance	Account Balance	
							52,600	52,600	0	0	53
1,499,508					0			1,499,508	492	492	54
2,193,298			93,074	1,451	22,631		759,521	3,069,975	30,025	30,025	55
								0	100,000	100,000	56
100,000								100,000	0	0	57
500,000								500,000	0	0	58
6,006	9,252	2,529	18,233	2,999	12,349		281,267	390,707	4,553,217	4,553,217	59
2,500,000					0			2,500,000	0	0	60
0					0		59,158	59,158	40,842	40,842	61
0					10,000		188,788	198,788	101,212	101,212	62
5,761,395	278		119,030	3,019	117,753		45,235,997	52,206,075	95,291,109	95,291,109	63
1,000,000					0			1,000,000	0	0	64
480	4,952	1,150	198,353		167,231		9,000,942	11,774,300	0	0	65
			276,265		8,516			359,000	0	0	66
	5,373	1,645	355,232	6,668	118,454			1,836,643	707,957	707,957	67
							2,999,725	2,999,725	275	275	68
					0		10,318	10,318	1,189,193	1,189,193	69
			178,943		0			178,943	194,895	194,895	70
							250,000	250,000	0	0	71
40,659,527	27,877	13,191	4,223,040	153,433	26,239,111	0	117,631,433	198,306,508	116,654,501	116,654,501	72
96,000			1,633,388		0			1,835,271	111,517	111,517	73
162,414					0			162,414	0	0	74
	9,778				0			42,644	0	0	75
					0			0	733,728	733,728	76
18,702					0			18,702	0	0	77
236,205					0			236,205	0	0	78
513,320	9,778	0	1,633,388	0	0	0	0	2,295,235	845,245	845,245	79
8,938,047	10,471	17,855	175,636	4,750	15,783			10,779,549	1,558,759	1,558,759	80
					0			0	165,337,167	165,337,167	81
			990		153		203,131	223,414	244,427	244,427	82
931,777	3,029	4,858	40,617		4,387		41,786	1,527,472	5,407,371	5,407,371	83
					0		7,800,000	7,800,000	7,800,000	7,800,000	84
9,869,824	13,500	22,714	217,243	4,750	20,323	0	8,044,918	20,330,435	180,347,723	180,347,723	85
								0	0	0	
60,337,112	68,830	50,829	8,352,252	345,502	66,782,394	0	9,065,973,554	9,221,547,044	489,407,771	489,407,771	

**FINANCIAL SERVICES
FEDERAL - GRANTS IN AID
STATEMENT OF GRANTS AND EXPENDITURES
JULY 1, 2023 - JUNE 30, 2024**

	FEDERAL FUNDS	AL #	Beginning Balance	Grants & Projects Awarded	Refunds & Misc. Revenue	Total Available	Personal Services	Employee Related
TITLE 1 - IMPROVING THE ACADEMIC ACHIEVEMENT OF THE DISADVANTAGED								
1	Improving Basic Programs (I-A)	84.010	245,344,508	356,281,409		601,625,917	2,580,737	1,023,795
2	Education of Migratory Children (I-C)	84.011	11,251,328	10,175,019		21,426,347	467,605	149,503
3	Prev & Intrvn for Neg/Delinq/At-Risk Youth (I-D)	84.013	909,182	304,952		1,214,134	3,748	1,322
4	Migrant Education Coordination Program (I-C)	84.144	31,414	57,408		88,822		
6	TOTAL FOR TITLE I		257,536,432	366,818,788	0	624,355,220	3,052,090	1,174,620
TITLE II - PREPARING & TRAINING HIGH QUALITY TEACHERS & PRINCIPALS								
7	Improving Teacher Quality (II-A)	84.367	47,257,175	46,528,829		93,786,004	1,235,793	441,997
8	Comprehensive Literacy State Development Program	84.371	10,504,870			10,504,870	52,987	18,662
9	Strong Connections Grant	84.424F	20,826,927			20,826,927	26,461	10,189
10	TOTAL TITLE II		78,588,972	46,528,829	0	125,117,801	1,315,241	470,848
TITLE III - LANGUAGE INSTRUCTION FOR LIMITED ENGLISH PROFICIENT & IMMIGRANT STUDENTS								
11	English Language Acquisition (III-A)	84.365	14,572,425	15,110,683		29,683,108	442,129	142,488
12	TOTAL TITLE III		14,572,425	15,110,683	0	29,683,108	442,129	142,488
TITLE IV - 21st CENTURY SCHOOLS								
13	21st Century Community Learning Ctrs (IV-B)	84.287	32,581,233	26,845,874		59,427,107	895,961	311,325
14	Student Support and Academic Enrichment Program	84.424	24,014,395	28,115,543		52,129,938	756,721	277,496
15	TOTAL TITLE IV		56,595,628	54,961,417	0	111,557,045	1,652,682	588,822
TITLE V - PROMOTING INFORMED PARENTAL CHOICE & INNOVATIVE PROGRAMS								
16	Charter Schools Incentive Grant (V-B)	84.282	32,175,540			32,175,540	340,469	136,784
17	TOTAL TITLE V		32,175,540	0	0	32,175,540	340,469	136,784
TITLE VI- FLEXIBILITY & ACCOUNTABILITY								
18	Rural Educ Initv: Rural & Low-Income Schls (VI-B-2)	84.358	4,007,337	3,854,858		7,862,195	105,714	37,318
19	Grants for State Assessments (VI-A-1)	84.369	1,946,749	7,602,051		9,548,800	1,125,674	433,038
20	TOTAL TITLE VI		5,954,087	11,456,909	0	17,410,996	1,231,388	470,356
TITLE X - PART C- MCKINNEY HOMELESS EDUCATION								
21	Homeless Children & Youth	84.196	2,613,400	2,383,662		4,997,062	317,567	112,020
22	TOTAL TITLE III		2,613,400	2,383,662	0	4,997,062	317,567	112,020
VOCATIONAL & ADULT EDUCATION								
23	Adult Education	84.002	17,274,652	15,995,093		33,269,745	689,441	265,358
24	Vocational Education Basic Grant	84.048	27,474,669	34,271,864		61,746,533	1,037,811	450,122
25	TOTAL VOCATIONAL & ADULT EDUCATION		44,749,320	50,266,957	0	95,016,277	1,727,252	715,480
SPECIAL EDUCATION AND REHABILITATION SERVICES								
26	IDEA-Children With Disabilities	84.027	159,144,173	250,391,123		409,535,296	5,418,991	2,204,121
27	COVID-19 Special Education Preschool Grants	84.027	15,511,253			15,511,253		
28	Preschool Grant	84.173	7,829,554	6,010,894		13,840,448	421,504	175,960
29	COVID-19 Special Education Preschool Grants	84.173	1,342,641			1,342,641		
30	TOTAL SPECIAL EDUCATION		183,827,621	256,402,017	0	440,229,638	5,840,495	2,380,081
EDUCATION STABILIZATION FUND								
31	GEER (ACCEL_ACAD, DYSLEXIA, KINDER_EVAL, LIT_CC	84.424C	422,076			422,076		
33	ESSER II Funds	84.425D	171,367,509			171,367,509	138,536	49,238
34	EANS CRRSA	84.425R	21,203,814			21,203,814	17,346	6,475
35	ESSER III FUNDS	84.425U	1,605,830,379			1,605,830,379	1,228,277	446,496
36	EANS2 ARP	84.425V	22,771,062			22,771,062		
37	ARP ESSER HCY	84.425W	13,959,305			13,959,305	25,528	3,445
38	TOTAL EDUCATION STABILIZATION FUND		1,835,554,145	0	0	1,835,554,145	1,409,687	505,655

**FINANCIAL SERVICES
FEDERAL - GRANTS IN AID
STATEMENT OF GRANTS AND EXPENDITURES
JULY 1, 2023 - JUNE 30, 2024**

Professional & Outside Services	Travel In State	Travel Out of State	Food	Other Operating Expenses	Non Capital Equip	Cost Allocation & Indirect Costs	Capital Equip. & Software	Assistance Ed. Insts. & Individuals	Total Expenditures	Reverted Funds	Account Balance
578,250	66,610	20,936		951,686	209,858	817,912		351,547,647	357,797,430	28,910,103	214,918,384
190,995	23,610	2,427		170,028	22,342	82,768		9,509,469	10,618,748		10,807,599
196	44	36		1,332	288	200,898			207,864		1,006,270
60,210						5,437			65,647		23,175
829,651	90,264	23,399	0	1,123,045	232,489	1,107,015	0	361,057,116	368,689,689	28,910,103	226,755,429
703,636	12,199	8,187		313,069	27,492	321,574		46,952,429	50,016,376		43,769,628
188,233	452	3,086		8,366		17,060		4,820,419	5,109,264		5,395,606
46,985		1,890			2,241,635	2,694			2,329,853		18,497,074
938,854	12,651	13,162	0	321,435	2,269,126	341,328	0	51,772,848	57,455,493	0	67,662,308
10,574	2,352	1,927		73,487	16,009	79,107		13,923,995	14,692,068		14,991,040
10,574	2,352	1,927	0	73,487	16,009	79,107	0	13,923,995	14,692,068	0	14,991,040
45,082	23,043	15,442		557,997	41,028	202,676		24,757,510	26,850,065		32,577,042
144,480	4,448	15,403		128,008	29,165	152,540		27,783,145	29,291,406		22,838,531
189,562	27,491	30,845	0	686,005	70,193	355,216	0	52,540,655	56,141,471	0	55,415,573
21,000	12,415	6,102		108,530	3,272	53,309		8,844,864	9,526,744		22,648,796
21,000	12,415	6,102	0	108,530	3,272	53,309	0	8,844,864	9,526,744	0	22,648,796
5,556	1,229	1,001		35,159	7,455	26,397		3,753,017	3,972,846		3,889,349
4,992,307	907	6,726		1,038,439	3,975	1,156,469			8,757,536		791,264
4,997,862	2,136	7,727	0	1,073,598	11,431	1,182,866	0	3,753,017	12,730,382	0	4,680,613
16,621	3,697	3,028		114,856	25,066	81,132		1,428,220	2,102,208		2,894,854
16,621	3,697	3,028	0	114,856	25,066	81,132	0	1,428,220	2,102,208	0	2,894,854
574,991	9,888	17,144		167,275	232	137,324		12,663,622	14,525,275		18,744,470
271,639	79,903	34,525		836,806	2,262	345,645		31,587,575	34,646,288	234,384	26,865,861
846,631	89,792	51,669	0	1,004,080	2,494	482,969	0	44,251,197	49,171,563	234,384	45,610,330
4,656,482	191,568	53,707		2,772,140	41,224	2,408,072		228,248,287	245,994,592		163,540,705
						11,603		9,676,253	9,687,856	5,823,397	0
171,519	21,923	9,935		470,502	2,495	139,277		5,085,062	6,498,176		7,342,272
						1,362		519,984	521,346	821,295	0
4,828,001	213,491	63,642	0	3,242,642	43,719	2,560,314	0	243,529,586	262,701,970	6,644,692	170,882,976
-4,080						0		426,156	422,076		0
1,465,172	6,242	4,947		203,155	45,044	262,425		151,639,792	153,814,552	17,552,926	31
				451		4,952		4,552,265	4,581,489	2,729,265	13,893,060
78,581,567	24,806	11,166		872,847	72,468	1,492,762		781,202,319	863,932,709		741,897,670
						0		12,690,714	12,690,714		10,080,349
718,353				8,835		4,939		5,313,512	6,074,612		7,884,694
80,761,012	31,048	16,113	0	1,085,288	117,512	1,765,078	0	955,824,758	1,041,516,151	20,282,190	773,755,803

**FINANCIAL SERVICES
FEDERAL - GRANTS IN AID
STATEMENT OF GRANTS AND EXPENDITURES
JULY 1, 2023 - JUNE 30, 2024**

	FEDERAL FUNDS	AL #	Beginning Balance	Grants & Projects Awarded	Refunds & Misc. Revenue	Total Available	Personal Services	Employee Related
CHILD AND ADULT NUTRITION								
39	School Breakfast	10.553	24,474,280	116,512,913		140,987,193		
40	School Lunch Program	10.555	76,361,484	361,663,021		438,024,505		
41	Special Milk	10.556	3,551	16,967		20,518		
42	Child and Adult Care Food Program	10.558	20,444,055	71,030,006		91,474,061		
43	CCFP-Agency Audits	10.558	284,446	937,485		1,221,931	159,498	58,162
44	Summer Food Program	10.559	4,937,525	5,467,035		10,404,560	136,398	50,065
45	State Administration	10.560	3,482,633	7,160,760		10,643,393	2,963,763	1,121,094
46	Team Nutrition Programs	10.574	89,962			89,962	13,038	3,588
47	Farm to School Grant Program	10.575	22,299			22,299	327	116
48	Child Nutrition School Food Equipment Grant	10.579	459,113	1,764,149		2,223,262		
49	Fresh Fruits & Vegetables	10.582	637,564	5,231,121		5,868,685		
50	Local Food for Schools (LSF) Cooperative	10.185		4,380,275		4,380,275		
51	Direct Certification Performance Award	10.589	2,157			2,157		
52	Summer Electronic Benefit Transfer Program for Children	10.646		33,751		33,751	3,250	1,372
53	TOTAL CHILD NUTRITION		131,199,071	574,197,483	0	705,396,554	3,276,274	1,234,398
OTHER FEDERAL FUNDS								
54	Indian Education-Johnson - O'Malley Program	15.130	1,332,425	563,959		1,896,384	54,162	15,900
55	Substance Abuse and Mental Health Services (DHS)	93.243	2,794,517	2,023,726		4,818,243	152,657	66,741
56	TIES Center - Enhancing NCSC WIKI	84.326	6,274	0		6,274	0	0
57	Head Start Program	93.600	186,910	175,000		361,910	37,551	12,944
58	DHHS Centers for Disease Control	93.981	992,297			992,297	0	
59	Every Student Succeeds Act (ESSA)	93.434	13,979,919	14,000,000		27,979,919	187,182	62,093
60	Troops To Teachers USDOD	12.620	88,694			88,694	41,566	17,422
61	TOTAL OTHER FEDERAL FUNDS		19,381,035	16,762,685	0	36,143,720	473,117	175,100
62	GRAND TOTAL FEDERAL FUNDS		2,662,747,675	1,394,889,430	0	4,057,637,105	21,078,391	8,106,652
OTHER FUNDS								
1	Interagency Service Agreements	2500	4,855,081	4,274,680		9,129,761	288,191	107,114
2	Internal Services (EDI K12 Account)	4209	13,556,689			13,556,689	1,779,024	673,353
3	Food Distribution Operations	4210	1,400,160			1,400,160	350,316	130,265
4	Production Revolving Fund	4211	1,737,571			1,737,571	285,187	144,764
5	Indirect Cost Allocation	9000	11,583,725			11,583,725	4,684,581	1,747,256
6	TOTAL OTHER FUNDS		33,133,226	4,274,680	0	37,407,906	7,387,299	2,802,752

**FINANCIAL SERVICES
FEDERAL - GRANTS IN AID
STATEMENT OF GRANTS AND EXPENDITURES
JULY 1, 2023 - JUNE 30, 2024**

Professional & Outside Services	Travel In State	Travel Out of State	Food	Other Operating Expenses	Non Capital Equip	Cost Allocation & Indirect Costs	Capital Equip. & Software	Assistance Ed. Insts. & Individuals	Total Expenditures	Reverted Funds	Account Balance
						230,593		102,330,982	102,561,575		38,425,618
						419,291		340,481,659	340,900,950		97,123,555
						0		20,100	20,100		418
						0		63,900,481	63,900,481		27,573,581
148,048	2,061	1,188		64,606		48,689			482,251		739,680
	2,019	27		25,809		25,409		5,154,737	5,394,465		5,010,095
123,366	51,567	42,968		1,194,097	15,447	586,532			6,098,834		4,544,560
20,286				2,534		4,045			43,491		46,470
				10		759			1,212		21,087
						0		1,329,083	1,329,083		894,179
						0		3,221,686	3,221,686		2,646,999
						0		148,278	148,278		4,231,997
				900		81			981		1,176
						0			4,622		29,129
291,700	55,646	44,184	0	1,287,956	15,447	1,315,399	0	516,587,006	524,108,009	0	181,288,544

	412			8,517		6,832		544,279	630,102		1,266,282
299,173	199	13,019		140,178		303,207		2,116,067	3,091,240	45,157	1,681,846
0		0		0		6,274			6,274		0
76,111		5,477		5,616		14,976		32,576	185,250		176,660
5,952				1,643		-9,169			-1,574		993,871
457,481	1,793	6,165		163,681	492	63,058		2,431,243	3,373,188		24,606,730
	5,670			18,997		5,039			88,694		0
838,718	8,075	24,661	0	338,631	492	390,217	0	5,124,165	7,373,175	45,157	28,725,388
94,570,185	549,058	286,459	0	10,459,553	2,807,249	9,713,950	0	2,258,637,427	2,406,208,923	56,116,527	1,595,311,655

1,865,805	1,067	3,747		64,361	1,290	145,530		3,301,763	5,778,868		3,350,893
5,238,540	24,627	23,572	1,200	3,483,355	41,954	223,951			11,489,576		2,067,113
	1,694	1,196	246	34,591		49,401			567,709		832,451
4,495				649,006	3,200	18,927			1,105,580		631,991
207,160	11,142	11,354		1,252,188	12,884	3,091			7,929,656		3,654,070
7,316,001	38,529	39,869	1,446	5,483,502	59,328	440,900	0	3,301,763	26,871,389	0	10,536,517

Annual Financial Report of the County School Superintendents

	APACHE	COCHISE
I. COUNTY SCHOOL OFFICE ADMINISTRATION		
A. County Funds Appropriated	\$ 415,867	\$ 440,189
Expenditures:		
Salaries and Benefits	\$ 358,392	\$ 322,195
Supplies and Expenses	\$ 49,194	\$ 152,640
Capital Outlay	\$ 2,308	\$ -
Total Expenditures from County Funds for Administration	\$ 409,895	\$ 474,835
Balance of County Funds Reverted June 30, 2024	\$ 5,972	\$ (34,646)
B. Indirect Cost		
County School Office Admin Bal Fwd July 1, 2023	\$ 179,775	\$ 184,298
Federal Receipts for County Office Administration	\$ 51,352	\$ -
Total Funds Available for Indirect Cost	\$ 231,127	\$ 184,298
Expenditures:		
Salaries and Benefits	\$ 46,223	\$ 184,298
Supplies and Expenses	\$ -	\$ -
Capital Outlay	\$ -	\$ -
Total Expenditures from Indirect Cost	\$ 46,223	\$ 184,298
Balance at June 30, 2024	\$ 184,904	\$ -
II. COUNTY SCHOOL FUND		
Balance Forward July 1, 2023	\$ -	\$ 12,746
Receipts (Pursuant to A.R.S. §15-1000)	\$ -	\$ -
Forest Reserve Funds	\$ -	\$ 175,940
Other (Specify)	\$ -	\$ 1,757
Transfers from Special County Reserve Fund	\$ -	\$ -
Total Available	\$ -	\$ 190,443
Total Expenditures	\$ -	\$ -
Transfers Out	\$ -	\$ 175,940
Total Expenditures and Transfers Out	\$ -	\$ 175,940
Balance at June 30, 2024	\$ -	\$ 14,503
III. SPECIAL COUNTY SCHOOL RESERVE FUND OPERATIONS		
Balance Forward July 1, 2023	\$ 996,350	\$ 354,550
Appropriation by Board of Supervisors (Pursuant to A.R.S. §15-1001)	\$ -	\$ -
State Aid for Transportation	\$ -	\$ -
District Service Program Fund (Pursuant to A.R.S. §15-365.A)	\$ 3,770	\$ 16,836
Small District Service Program Fund (Pursuant to A.R.S. §15-365)	\$ 74,232	\$ 142,370
County Jails Program	\$ 4,632	\$ 38,567
County Juvenile Detention Program	\$ -	\$ -
Transfers In	\$ -	\$ 9,973
Other (Specify)	\$ -	\$ -
Total Available	\$ 1,078,984	\$ 562,296
Expenditures:		
Pupil Transportation (Pursuant to A.R.S. §15-1002)	\$ -	\$ -
\$10 / Month per Pupil Payments (Pursuant to A.R.S. §15-826)	\$ -	\$ -
Supp Paymnt: Maint 1 & 2 Room School Dist	\$ -	\$ -
Small School Service Pgm (Pursuant to A.R.S. §15-1002.A.7)	\$ -	\$ 49,380
County Jails Program	\$ 7,213	\$ 40,613
County Juvenile Detention Program	\$ -	\$ -
Other (Specify)	\$ 40	\$ -
Total Expenditures	\$ 7,253	\$ 89,993
Transfers to Accommodate Schools from Spec. Receipts	\$ -	\$ -
Transfers to County School Fund	\$ -	\$ -
Total Expenditures and Transfers	\$ 7,253	\$ 89,993
Balance at June 30, 2024	\$ 1,071,731	\$ 472,303

COCONINO	GILA	GRAHAM	GREENLEE	LA PAZ	MARICOPA
\$ 724,571	\$ 480,000	\$ 308,743	\$ 312,079	\$ 271,538	\$ 3,309,659
\$ 481,003	\$ 455,203	\$ 282,917	\$ 301,808	\$ 262,958	\$ 2,100,411
\$ 167,304	\$ 23,888	\$ 21,809	\$ 3,797	\$ 8,580	\$ 1,039,554
\$ -	\$ -	\$ -	\$ -	\$ -	\$ 7,431
\$ 648,307	\$ 479,092	\$ 304,726	\$ 305,605	\$ 271,538	\$ 3,147,396
\$ 76,264	\$ 908	\$ 4,017	\$ 6,474	\$ -	\$ 162,263
\$ 30,901	\$ 62,823	\$ 66,730	\$ 49,186	\$ 259,247	\$ 2,876,122
\$ 67,847	\$ 26,397	\$ 21,140	\$ 12,113	\$ 17,460	\$ 2,753,489
\$ 98,748	\$ 89,220	\$ 87,871	\$ 61,299	\$ 276,707	\$ 5,629,611
\$ 62,302	\$ 19,399	\$ -	\$ -	\$ -	\$ 862,177
\$ 4,956	\$ 45,656	\$ 9,637	\$ 10,579	\$ 9,714	\$ 1,399,074
\$ -	\$ -	\$ -	\$ -	\$ -	\$ -
\$ 67,257	\$ 65,055	\$ 9,637	\$ 10,579	\$ 9,714	\$ 2,261,251
\$ 31,491	\$ 24,165	\$ 78,234	\$ 50,720	\$ 266,993	\$ 3,368,360
\$ 26,531	\$ (30,853)	\$ 21,442	\$ -	\$ -	\$ -
\$ 35	\$ -	\$ 708	\$ -	\$ -	\$ -
\$ -	\$ 221,483	\$ -	\$ -	\$ -	\$ -
\$ -	\$ -	\$ -	\$ -	\$ -	\$ -
\$ -	\$ -	\$ -	\$ -	\$ -	\$ -
\$ 26,566	\$ 190,630	\$ 22,150	\$ -	\$ -	\$ -
\$ 355	\$ 195,227	\$ (6,000)	\$ -	\$ -	\$ -
\$ -	\$ -	\$ -	\$ -	\$ -	\$ -
\$ 355	\$ 195,227	\$ (6,000)	\$ -	\$ -	\$ -
\$ 26,211	\$ (4,597)	\$ 28,150	\$ -	\$ -	\$ -
\$ (32,142)	\$ 755,198	\$ 1,024,071	\$ 487	\$ 269,753	\$ 1,632,901
\$ -	\$ -	\$ -	\$ 1,021	\$ -	\$ -
\$ -	\$ -	\$ -	\$ -	\$ -	\$ 29,776
\$ -	\$ -	\$ 177,026	\$ -	\$ -	\$ -
\$ 252,735	\$ 542,394	\$ 114,170	\$ 325,106	\$ 64,315	\$ 116,284
\$ -	\$ 252,415	\$ 16,495	\$ 14,400	\$ 2,576	\$ -
\$ -	\$ 25,550	\$ -	\$ -	\$ -	\$ 337,481
\$ -	\$ -	\$ -	\$ -	\$ -	\$ -
\$ 37,280	\$ -	\$ -	\$ -	\$ -	\$ 12,053
\$ 257,873	\$ 1,575,557	\$ 1,331,763	\$ 341,013	\$ 336,644	\$ 2,128,495
\$ -	\$ -	\$ -	\$ 662	\$ -	\$ 15,822
\$ -	\$ -	\$ -	\$ -	\$ -	\$ -
\$ -	\$ -	\$ -	\$ -	\$ -	\$ -
\$ 291,935	\$ 86,044	\$ 80,501	\$ 1,440	\$ 81,402	\$ 119,709
\$ -	\$ -	\$ 21,412	\$ 1,936	\$ -	\$ -
\$ -	\$ -	\$ -	\$ -	\$ -	\$ 337,481
\$ 41,176	\$ -	\$ 165,250	\$ -	\$ -	\$ -
\$ 333,111	\$ 86,044	\$ 267,163	\$ 4,038	\$ 81,402	\$ 473,011
\$ -	\$ -	\$ -	\$ -	\$ -	\$ -
\$ -	\$ -	\$ -	\$ -	\$ -	\$ -
\$ 333,111	\$ 86,044	\$ 267,163	\$ 4,038	\$ 81,402	\$ 473,011
\$ (75,237)	\$ 1,489,514	\$ 1,064,600	\$ 336,976	\$ 255,242	\$ 1,655,484

Annual Financial Report of the County School Superintendents

	MOHAVE	NAVAJO
I. COUNTY SCHOOL OFFICE ADMINISTRATION		
A. County Funds Appropriated	\$ 403,916	\$ 429,648
Expenditures:		\$ -
Salaries and Benefits	\$ 428,567	\$ 394,652
Supplies and Expenses	\$ 18,113	\$ 837
Capital Outlay	\$ -	\$ -
Total Expenditures from County Funds for Administration	\$ 446,680	\$ 395,490
Balance of County Funds Reverted June 30, 2024	\$ (42,764)	\$ 34,158
B. Indirect Cost		\$ -
County School Office Admin Bal Fwd July 1, 2023	\$ 71,000	\$ 275,752
Federal Receipts for County Office Administration	\$ -	\$ 66,262
Total Funds Available for Indirect Cost	\$ 71,000	\$ 342,013
Expenditures:		\$ -
Salaries and Benefits	\$ -	\$ 5,616
Supplies and Expenses	\$ -	\$ 33,174
Capital Outlay	\$ -	\$ -
Total Expenditures from Indirect Cost	\$ 71,000	\$ 38,791
Balance at June 30, 2024	\$ -	\$ 303,223
II. COUNTY SCHOOL FUND		\$ -
Balance Forward July 1, 2023	\$ 364,758	\$ 84,727
Receipts (Pursuant to A.R.S. §15-1000)	\$ 135,072	\$ 164,433
Forest Reserve Funds	\$ 2,639	\$ -
Other (Specify)	\$ -	\$ 1,962
Transfers from Special County Reserve Fund	\$ -	\$ -
Total Available	\$ 367,010	\$ 251,122
Total Expenditures	\$ -	\$ 188,651
Transfers Out	\$ 46,257	\$ -
Total Expenditures and Transfers Out	\$ 46,257	\$ 188,651
Balance at June 30, 2024	\$ 320,753	\$ 62,472
III. SPECIAL COUNTY SCHOOL RESERVE FUND OPERATIONS		\$ -
Balance Forward July 1, 2023	\$ -	\$ 518,761
Appropriation by Board of Supervisors (Pursuant to A.R.S. §15-1001)	\$ -	\$ -
State Aid for Transportation	\$ -	\$ -
District Service Program Fund (Pursuant to A.R.S. §15-365.A)	\$ 60,586	\$ 2,565,775
Small District Service Program Fund (Pursuant to A.R.S. §15-365)	\$ 43,618	\$ 294,924
County Jails Program	\$ 140,900	\$ 40,857
County Juvenile Detention Program	\$ 20,000	\$ -
Transfers In	\$ -	\$ -
Other (Specify)	\$ -	\$ 9,527
Total Available	\$ 138,204	\$ 3,429,843
Expenditures:		\$ -
Pupil Transportation (Pursuant to A.R.S. §15-1002)	\$ -	\$ 134,673
\$10 / Month per Pupil Payments (Pursuant to A.R.S. §15-826)	\$ -	\$ -
Supp Paymnt: Maint 1 & 2 Room School Dist	\$ -	\$ -
Small School Service Pgm (Pursuant to A.R.S. §15-1002.A.7)	\$ -	\$ 27,505
County Jails Program	\$ 14,000	\$ 21,057
County Juvenile Detention Program	\$ 20,000	\$ 3,302
Other (Specify)	\$ -	\$ 2,402,514
Total Expenditures	\$ 34,000	\$ 2,589,050
Transfers to Accommm Schools from Spec. Receipts	\$ -	\$ -
Transfers to County School Fund	\$ 71,000	\$ -
Total Expenditures and Transfers	\$ 105,000	\$ 2,589,050
Balance at June 30, 2024	\$ 33,204	\$ 840,793

	PIMA	PINAL	SANTA CRUZ	YAVAPAI	YUMA	STATEWIDE TOTAL
\$	2,770,394	\$ 1,255,389	\$ 565,194	\$ 1,065,880	\$ 420,875	\$ 13,173,942
\$	1,926,757	\$ 1,006,107	\$ 440,175	\$ 981,570	\$ 386,830	\$ 10,129,547
\$	789,566	\$ 158,241	\$ 67,487	\$ 44,139	\$ 32,927	\$ 2,578,076
\$	-	\$ -	\$ -	\$ -	\$ -	\$ 9,739
\$	2,716,323	\$ 1,164,348	\$ 507,663	\$ 1,025,709	\$ 419,757	\$ 12,717,363
\$	54,071	\$ 91,041	\$ 57,531	\$ 40,171	\$ 1,118	\$ 456,579
\$	191,536	\$ 547,585	\$ 3,130	\$ 138,492	\$ 637,436	\$ 5,574,014
\$	34,405	\$ 209,088	\$ 26,788	\$ 239,617	\$ 164,939	\$ 3,690,897
\$	225,941	\$ 756,673	\$ 29,918	\$ 378,109	\$ 802,375	\$ 9,264,909
\$	-	\$ -	\$ -	\$ -	\$ -	\$ 1,180,015
\$	60,039	\$ 203,781	\$ 26,922	\$ 29,765	\$ 60,682	\$ 1,893,979
\$	-	\$ -	\$ -	\$ -	\$ -	\$ -
\$	60,039	\$ 203,781	\$ 26,922	\$ 29,765	\$ 60,682	\$ 3,144,995
\$	165,901	\$ 552,891	\$ 2,996	\$ 348,344	\$ 741,693	\$ 6,119,915
\$	131	\$ 311,434	\$ 330,669	\$ -	\$ -	\$ 1,121,585
\$	560	\$ 1,775	\$ 360,626	\$ -	\$ -	\$ 663,208
\$	51,852	\$ 87,309	\$ -	\$ -	\$ -	\$ 539,223
\$	-	\$ 10,505	\$ -	\$ -	\$ -	\$ 14,224
\$	-	\$ 212,496	\$ -	\$ -	\$ -	\$ 212,496
\$	52,542	\$ 623,519	\$ 691,295	\$ -	\$ -	\$ 2,415,278
\$	-	\$ 93,317	\$ 329,032	\$ -	\$ -	\$ 800,582
\$	52,409	\$ 87,309	\$ 7,500	\$ -	\$ -	\$ 369,415
\$	52,409	\$ 180,626	\$ 336,532	\$ -	\$ -	\$ 1,169,997
\$	134	\$ 442,893	\$ 354,763	\$ -	\$ -	\$ 1,245,281
\$	421,120	\$ 2,109,438	\$ 710,590	\$ 435,743	\$ 348,515	\$ 9,545,335
\$	-	\$ 4,044,167	\$ -	\$ -	\$ -	\$ 4,045,188
\$	883	\$ -	\$ -	\$ -	\$ -	\$ 30,659
\$	256,426	\$ -	\$ -	\$ -	\$ -	\$ 3,080,419
\$	101,662	\$ 115,109	\$ 48,734	\$ 1,005,341	\$ 48,734	\$ 3,289,728
\$	-	\$ 73,714	\$ 22,885	\$ 27,516	\$ 62,006	\$ 696,963
\$	-	\$ 471,002	\$ 1,417	\$ 361,798	\$ 163,447	\$ 1,380,695
\$	-	\$ -	\$ -	\$ 261,467	\$ -	\$ 271,440
\$	-	\$ 1,808,339	\$ -	\$ -	\$ -	\$ 1,867,199
\$	780,091	\$ 8,621,769	\$ 783,626	\$ 2,091,865	\$ 622,702	\$ 24,080,726
\$	166,671	\$ -	\$ -	\$ -	\$ -	\$ 317,828
\$	-	\$ -	\$ -	\$ -	\$ -	\$ -
\$	-	\$ -	\$ -	\$ -	\$ -	\$ -
\$	153,072	\$ 234,987	\$ 88,664	\$ 1,061,856	\$ 48,734	\$ 2,325,229
\$	-	\$ 103,912	\$ 16,349	\$ 46,417	\$ 62,006	\$ 334,914
\$	-	\$ 468,479	\$ 46,659	\$ 348,661	\$ 163,447	\$ 1,388,029
\$	-	\$ 1,913,994	\$ -	\$ -	\$ -	\$ 4,522,974
\$	319,742	\$ 2,721,373	\$ 151,672	\$ 1,456,934	\$ 274,187	\$ 8,888,972
\$	-	\$ 3,831,723	\$ -	\$ -	\$ -	\$ 3,831,723
\$	-	\$ 212,496	\$ -	\$ -	\$ -	\$ 283,496
\$	319,742	\$ 6,765,592	\$ 151,672	\$ 1,456,934	\$ 274,187	\$ 13,004,191
\$	460,349	\$ 1,856,177	\$ 631,954	\$ 634,931	\$ 348,515	\$ 11,076,535

Institutional Voucher Payment Summary by Disability Category

Arizona State School for the Deaf and Blind (ASDB)

Special Educational Category	Daily Rate	Instructional Days	Calculated ADM	Total Paid
Autism	191.63	556	3.0889	\$106,547.95
Hearing Impairment	163.88	101,239	562.439	\$16,466,084.96
Multiple Disabilities	191.63	15,153	84.1833	\$2,903,814.85
Multiple Disabilities w/Severe Sensory Impairment	245.12	13,888	77.1556	\$3,404,254.34
Orthopedic Impairment	213.07	1,422	7.9000	\$302,981.27
Visual Impairment	176.05	28,501	158.3389	\$4,831,954.56
Grand Total		160,759	893.1056	\$28,015,637.92

Residential Vouchers Payment Summary by Disability Category

Special Educational Category	Daily Rate	Instructional Days	Calculated ADM	Total Paid
Autism	141.49	77	0.428	\$10,894.58
	143.69	521	2.894	\$74,861.50
Emotional Disabled	41.67	18,511	102.839	\$771,318.20
Emotional Disabled-Private	121.27	4,467	24.817	\$541,704.60
	123.47	9,591	53.283	\$1,184,182.57
Mild Intellectual Disability	41.67	384	2.133	\$16,000.55
Multiple Disabilities	141.49	64	0.356	\$9,055.24
Non Special Education	41.67	86,940	483.000	\$3,622,624.61
Other Health Impairments	41.67	6,936	38.533	\$289,009.94
Specific Learning Disability	41.67	12,561	69.783	\$523,393.00
Speech/Language Impairment	41.67	289	1.606	\$12,042.08
Severe Intellectual Disability	143.69	38	0.211	\$5,460.15
Grand Total		140,379	779.883	\$7,060,547

**** Note:** Removed Traumatic Brain Injury Category: 167 Instructional days but no dollars associated

ASDB Summary of Financial Data - FY2024
 Arizona School for the Deaf and Blind (ASDB)

Fund/Program	Beginning Fund Balance	Adjs to Beginning Fund Balance	Revenues	Expenditures	Ending Fund Balance
Special Education				\$ 33,477,260	
Pupil Transportation				\$ 7,241,305	
Maintenance and Operation Total	\$ 3,922,605	\$ -	\$ 40,139,094	\$ 40,718,565	\$ 3,343,134
Telecommunication Fund	\$ 561,041	\$ -	\$ -	\$ -	\$ 561,041
Federal Projects	\$ 1,367,238	\$ -	\$ 4,845,621	\$ 5,444,720	\$ 768,139
Non Federal Grants Funds	\$ 545,645	\$ -	\$ 153,129	\$ 300,051	\$ 398,722
Classroom Site Funds	\$ 6,629,210	\$ -	\$ 3,474,786	\$ 5,796,861	\$ 4,307,135
Instructional Improvement	\$ 1,825	\$ -	\$ -	\$ -	\$ 1,825
Interagency Service Agreement	\$ -	\$ -	\$ -	\$ -	\$ -
Governor's Emergency Education Relief Fund	\$ -	\$ -	\$ -	\$ -	\$ -
Trust Fund	\$ 139,355	\$ -	\$ 162,000	\$ 139,890	\$ 161,465
Regional Cooperative Fund	\$ 10,693,841	\$ -	\$ 17,808,034	\$ 15,420,945	\$ 13,080,930
Enterprise Fund	\$ 382,091	\$ -	\$ 244,455	\$ 248,813	\$ 377,734

Food Service Program Information

MEALS SERVED

		Breakfasts	Lunches	A LA Carte and Snacks	Totals	Value of Donated Commodities	Food Services Expenditures Funds 001 and 610
Apache							
Districts							
010307000	Alpine Elementary District	0	0	0	0	\$0	\$0
010224000	Chinle Unified District	297,124	514,875	80,801	892,800	\$275,209	\$56,339
010306000	Concho Elementary District	14,004	21,801	0	35,805	\$0	\$4,412
010220000	Ganado Unified School District	100,191	155,796	4,229	260,216	\$0	\$26,785
010323000	Mcrary Elementary District	16,085	21,266	0	37,351	\$0	\$72,085
010227000	Red Mesa Unified District	0	0	0	0	\$0	\$0
010210000	Round Valley Unified District	23,078	58,659	61,922	143,659	\$194,974	\$52,087
010218000	Sanders Unified District	60,771	94,339	0	155,110	\$37,156	\$32,488
010201000	St Johns Unified District	19,636	50,817	12,492	82,945	\$34,165	\$38,495
010309000	Vernon Elementary District	3,811	7,644	0	11,455	\$2,349	\$692
010208000	Window Rock Unified District	128,894	250,998	9,197	389,089	\$327	\$230,579
	District Totals	663,594	1,176,195	168,641	2,008,430	\$544,180	\$513,963
County Totals		663,594	1,176,195	168,641	2,008,430	\$544,180	\$513,963

Food Service Program Information

MEALS SERVED

		Breakfasts	Lunches	A LA Carte and Snacks	Totals	Value of Donated Commodities	Food Services Expenditures Funds 001 and 610
Cochise							
Districts							
020342000	Apache Elementary District	0	0	0	0	\$0	\$0
020453000	Ash Creek Elementary District	0	0	0	0	\$1,323	\$15,828
020209000	Benson Unified School District	36,019	102,003	11,292	149,314	\$61,856	\$1,952
020202000	Bisbee Unified District	14,123	39,364	0	53,487	\$0	\$25,568
020214000	Bowie Unified District	4,107	5,960	0	10,067	\$0	\$42,029
020101000	Cochise County Accommodation School District	0	0	0	0	\$0	\$0
020326000	Cochise Elementary District	0	9,893	0	9,893	\$0	\$31,361
020801000	Cochise Technology District	0	0	0	0	\$0	\$0
020345000	Double Adobe Elementary District	0	0	0	0	\$0	\$0
020227000	Douglas Unified District	135,181	402,205	40,019	577,405	\$198,233	\$55,139
020412000	Elfrida Elementary District	10,266	11,279	0	21,545	\$0	\$0
020100000	Fort Huachuca Accommodation District	0	71,485	18,440	89,925	\$0	\$66,900
020355000	McNeal Elementary District	5,281	5,506	0	10,787	\$0	\$14,585
020323000	Naco Elementary District	5,670	18,858	0	24,528	\$1,907	\$9,390
020349000	Palominas Elementary School District 49	28,979	71,158	1,292	101,429	\$31,452	\$26,844
020422000	Pearce Elementary District	15,324	13,571	0	28,895	\$0	\$9,632
020364000	Pomerene Elementary District	4,299	12,619	0	16,918	\$6,659	\$33,578
020218000	San Simon Unified District	8,684	10,371	0	19,055	\$641	\$77,373
020268000	Sierra Vista Unified District	128,740	351,183	74,691	554,614	\$28,284	\$56,746
020221000	St David Unified District	0	21,460	30,223	51,683	\$22,014	\$7,838
020201000	Tombstone Unified District	59,798	80,288	0	140,086	\$23,933	\$11,465
020522000	Valley Union High School District	2,988	7,499	1,199	11,686	\$0	\$48,324
020213000	Willcox Unified District	22,554	74,796	13,272	110,622	\$28,082	\$19,454
	District Totals	482,013	1,309,498	190,428	1,981,939	\$404,384	\$554,006
Charter							
028750000	Center for Academic Success, Inc.	125,950	192,647	69,249	387,846	\$48,318	\$48,500
028701000	Cochise Community Development Corporation	81,794	134,339	0	216,133	\$0	\$75,000
028751000	Omega Alpha Academy	0	0	0	0	\$0	\$232,330
	Charter Totals	207,744	326,986	69,249	603,979	\$48,318	\$355,830
	County Totals	689,757	1,636,484	259,677	2,585,918	\$452,702	\$909,836

Food Service Program Information

MEALS SERVED

		Breakfasts	Lunches	A LA Carte and Snacks	Totals	Value of Donated Commodities	Food Services Expenditures Funds 001 and 610
Coconino							
Districts							
030801000	Coconino Association for Vocation Industry and Tec	0	0	0	0	\$0	\$0
030199000	Coconino County Accommodation School District	0	0	0	0	\$0	\$0
030201000	Flagstaff Unified District	212,343	587,132	32,786	832,261	\$0	\$90,372
030206000	Fredonia-Mocasin Unified District	8,272	16,580	478	25,330	\$7,042	\$98,749
030204000	Grand Canyon Unified District	13,138	24,074	0	37,212	\$3,586	\$75,941
030310000	Maine Consolidated School District	4,899	9,552	492	14,943	\$0	\$68,615
030208000	Page Unified School District #8	130,583	156,382	17,370	304,335	\$74,805	\$0
030215000	Tuba City Unified School District #15	101,816	224,867	31,516	358,199	\$54,576	\$59,541
030202000	Williams Unified District	26,752	44,699	0	71,451	\$19,989	\$81,808
	District Totals	497,803	1,063,286	82,641	1,643,731	\$159,998	\$475,026
Charter							
038707000	BASIS Charter Schools, Inc.	0	0	0	0	\$0	\$0
038750000	Flagstaff Arts And Leadership Academy	0	0	0	0	\$0	\$0
038752000	Flagstaff Junior Academy	0	0	0	0	\$0	\$0
038705000	Flagstaff Montessori	0	0	0	0	\$0	\$0
038715000	Glen Canyon Outdoor Academy	0	0	0	0	\$0	\$0
038755000	Haven Montessori Children's House, Inc.	0	0	0	0	\$0	\$0
038751000	Mountain School, Inc.	0	0	0	0	\$0	\$0
038701000	Northland Preparatory Academy	0	0	0	0	\$0	\$0
038753000	Painted Desert Demonstration Projects, Inc.	0	0	0	0	\$0	\$104,193
038706000	Pine Forest Education Association, Inc.	0	0	0	0	\$0	\$0
	Charter Totals	0	0	0	0	\$0	\$104,193
	County Totals	497,803	1,063,286	82,641	1,643,731	\$159,998	\$579,219

Food Service Program Information

MEALS SERVED

		Breakfasts	Lunches	A LA Carte and Snacks	Totals	Value of Donated Commodities	Food Services Expenditures Funds 001 and 610
Gila							
Districts							
040149000	Gila County Regional School District	0	0	0	0	\$0	\$0
040201000	Globe Unified District	66,833	115,040	10,696	192,569	\$76,493	\$31,000
040241000	Hayden-Winkelman Unified District	37,240	26,666	676	64,582	\$13,384	\$8,072
040240000	Miami Unified District	58,765	55,882	4,022	118,669	\$24,002	\$12,961
040210000	Payson Unified District	114,285	126,249	16,367	256,901	\$69,295	\$27,932
040312000	Pine Strawberry Elementary District	0	0	0	0	\$0	\$77,424
040220000	San Carlos Unified District	76,221	180,916	2,844	259,981	\$118,469	\$119,044
040333000	Tonto Basin Elementary District	6,910	9,282	0	16,192	\$6,187	\$167,131
040305000	Young Elementary District	5,154	5,453	0	10,607	\$1,532	\$6,783
	District Totals	365,408	519,488	34,605	919,501	\$309,362	\$450,346
Charter							
048701000	Destiny School, Inc.	14,974	26,319	3,643	44,936	\$0	\$54,030
048750000	Liberty High School	0	0	0	0	\$0	\$0
	Charter Totals	14,974	26,319	3,643	44,936	\$0	\$54,030
	County Totals	380,382	545,807	38,248	964,437	\$309,362	\$504,376

Food Service Program Information

MEALS SERVED

		Breakfasts	Lunches	A LA Carte and Snacks	Totals	Value of Donated Commodities	Food Services Expenditures Funds 001 and 610
Graham							
Districts							
050316000	Bonita Elementary District	4,667	6,427	0	11,094	\$3,198	\$33,664
050207000	Fort Thomas Unified District	0	0	0	0	\$0	\$84,768
050802000	Gila Institute for Technology	0	0	0	0	\$0	\$0
050206000	Pima Unified District	22,901	53,344	358	76,603	\$0	\$30,059
050201000	Safford Unified District	76,830	256,285	13,257	346,372	\$0	\$0
050305000	Solomon Elementary District	13,836	26,030	0	39,866	\$0	\$56,491
050204000	Thatcher Unified District	29,016	132,822	0	161,838	\$53,782	\$0
	District Totals	147,250	474,908	13,615	635,773	\$56,979	\$204,982
Charter							
058703000	Discovery Plus Academy	1,127	3,019	0	4,146	\$0	\$10,590
058702000	Triumphant Learning Center	0	0	0	0	\$0	\$0
	Charter Totals	1,127	3,019	0	4,146	\$0	\$10,590
	County Totals	148,377	477,927	13,615	639,919	\$56,979	\$215,572

Food Service Program Information

MEALS SERVED

		Breakfasts	Lunches	A LA Carte and Snacks	Totals	Value of Donated Commodities	Food Services Expenditures Funds 001 and 610
Greenlee							
Districts							
060322000	Blue Elementary District	0	0	0	0	\$0	\$0
060202000	Duncan Unified District	18,649	35,665	0	54,314	\$0	\$12,995
060218000	Morenci Unified District	0	110,738	16,198	126,936	\$0	\$14,938
	District Totals	18,649	146,403	16,198	181,250	\$0	\$27,933
County Totals		18,649	146,403	16,198	181,250	\$0	\$27,933

Food Service Program Information

MEALS SERVED

		Breakfasts	Lunches	A LA Carte and Snacks	Totals	Value of Donated Commodities	Food Services Expenditures Funds 001 and 610
La Paz							
Districts							
150576000	Bicentennial Union High School District	7,130	14,805	443	22,378	\$5,715	\$62,284
150426000	Bouse Elementary District	7,136	7,300	0	14,436	\$0	\$35,224
150227000	Parker Unified School District	54,404	175,289	741	230,434	\$6,679	\$48,131
150404000	Quartzsite Elementary District	10,402	11,534	0	21,936	\$0	\$7,195
150430000	Salome Consolidated Elementary District	7,660	13,813	0	21,473	\$2,390	\$102,639
150419000	Wenden Elementary District	7,152	10,097	0	17,249	\$0	\$60,962
	District Totals	93,884	232,838	1,184	327,906	\$14,784	\$316,434
	County Totals	93,884	232,838	1,184	327,906	\$14,784	\$316,434

Food Service Program Information

MEALS SERVED

	Breakfasts	Lunches	A LA Carte and Snacks	Totals	Value of Donated Commodities	Food Services Expenditures Funds 001 and 610
Maricopa						
Districts						
070516000	Agua Fria Union High School District	194,335	716,856	195,871	1,107,062	\$4,569 \$243,611
070363000	Aguila Elementary District	9,735	20,223	0	29,958	\$10,088 \$4,096
070468000	Alhambra Elementary District	895,811	1,585,597	49,741	2,531,149	\$650,319 \$245,410
070447000	Arlington Elementary District	37,471	35,251	200	72,922	\$17,226 \$9,726
070444000	Avondale Elementary District	412,242	824,878	72,601	1,309,721	\$238,829 \$118,094
070431000	Balsz Elementary District	325,594	324,396	25,407	675,397	\$0 \$66,138
070433000	Buckeye Elementary District	190,479	707,942	166,490	1,064,911	\$579,768 \$435,272
070501000	Buckeye Union High School District	160,104	445,961	98,806	704,871	\$150,086 \$128,425
070483000	Cartwright Elementary District	1,201,261	1,737,544	151,108	3,089,913	\$1,070,050 \$458,963
070293000	Cave Creek Unified District	63,117	276,312	91,013	430,442	\$0 \$134,324
070280000	Chandler Unified District #80	839,509	3,336,272	1,321,470	5,497,251	\$0 \$1,073,403
070414000	Creighton Elementary District	560,539	859,038	14,418	1,433,995	\$5,449 \$183,689
070297000	Deer Valley Unified District	815,202	2,603,553	450,401	3,869,156	\$0 \$694,508
070289000	Dysart Unified District	742,136	1,938,383	317,965	2,998,484	\$1,200,815 \$490,701
070801000	East Valley Institute of Technology	0	0	0	0	\$0 \$0
070298000	Fountain Hills Unified District	13,648	61,841	0	75,489	\$0 \$0
070445000	Fowler Elementary District	433,588	484,660	24,542	942,790	\$0 \$75,515
070224000	Gila Bend Unified District	52,915	65,964	6,806	125,685	\$0 \$8,061
070241000	Gilbert Unified District	501,041	2,399,202	338,854	3,239,097	\$1,362,915 \$589,466
070440000	Glendale Elementary District	751,391	1,267,627	19,658	2,038,676	\$478,756 \$327,344
070505000	Glendale Union High School District	305,328	1,155,086	273,956	1,734,370	\$480,149 \$332,448
070260000	Higley Unified School District	111,151	780,384	402,059	1,293,594	\$0 \$113,303
070405000	Isaac Elementary District	513,364	581,355	59,742	1,154,461	\$2,671 \$898,470
070428000	Kyrene Elementary District	259,857	1,125,987	139,431	1,525,275	\$178,939 \$155,878
070459000	Laveen Elementary District	425,939	1,114,919	18,581	1,559,439	\$303,184 \$243,015
070425000	Liberty Elementary District	97,461	357,316	49,452	504,229	\$272,280 \$107,938
070479000	Litchfield Elementary District	243,968	953,963	67,850	1,265,781	\$420,296 \$233,131
070465000	Littleton Elementary District	805,827	851,072	58,223	1,715,122	\$84,630 \$229,187
070438000	Madison Elementary District	164,653	601,199	21,891	787,743	\$443,903 \$329,735
070199000	Maricopa County Regional School District	1,144	4,291	0	5,435	\$0 \$18,113
070204000	Mesa Unified District	2,578,435	5,467,205	457,073	8,502,713	\$2,538,627 \$1,364,928
070386000	Mobile Elementary District	0	0	0	0	\$0 \$14,181
070375000	Morristown Elementary District	11,657	18,390	0	30,047	\$6,455 \$8,517
070421000	Murphy Elementary District	182,063	226,715	0	408,778	\$0 \$54,602
070281000	Nadaburg Unified School District	68,058	107,132	34,212	209,402	\$21,202 \$240,806
070408000	Osborn Elementary District	193,339	357,309	38,387	589,035	\$116,679 \$65,499
070449000	Palo Verde Elementary District	35,586	54,256	563	90,405	\$18,220 \$46,472
070394000	Paloma School District	14,385	18,624	0	33,009	\$5,480 \$56,559
070269000	Paradise Valley Unified District	496,593	1,640,139	97,790	2,234,522	\$217,141 \$649,984
070492000	Pendergast Elementary District	937,776	1,193,165	101,270	2,232,211	\$0 \$14,755
070211000	Peoria Unified School District	806,241	3,205,257	169,759	4,181,257	\$1,493,991 \$747,866
070401000	Phoenix Elementary District	528,867	1,363,560	2,083	1,894,510	\$0 \$23,393
070510000	Phoenix Union High School District	1,227,555	2,893,816	135,780	4,257,151	\$1,535,893 \$524,993
070295000	Queen Creek Unified District	163,106	1,134,735	234,937	1,532,778	\$596,655 \$249,718
070402000	Riverside Elementary District	136,193	139,901	32,075	308,169	\$39,848 \$14,653
070466000	Roosevelt Elementary District	672,909	1,143,628	63,149	1,879,686	\$148,385 \$439,598
070290000	Saddle Mountain Unified School District	363,897	322,346	56,386	742,629	\$62,739 \$65,556
070248000	Scottsdale Unified District	469,191	1,797,127	729,152	2,995,470	\$805,693 \$385,556
070371000	Sentinel Elementary District	6,180	6,001	0	12,181	\$4,654 \$65,079

Food Service Program Information

MEALS SERVED

		Breakfasts	Lunches	A LA Carte and Snacks	Totals	Value of Donated Commodities	Food Services Expenditures Funds 001 and 610
Maricopa							
Districts							
070403000	Tempe School District	506,500	1,254,188	104,774	1,865,462	\$575,963	\$135,769
070513000	Tempe Union High School District	84,112	303,776	419,517	807,405	\$0	\$128,959
070417000	Tolleson Elementary District	408,947	61,381	78,779	549,107	\$0	\$125,401
070514000	Tolleson Union High School District	339,371	1,037,410	305,944	1,682,725	\$392,561	\$167,755
070462000	Union Elementary District	0	0	0	0	\$0	\$4,326
070406000	Washington Elementary School District	2,293,675	2,891,810	282,021	5,467,506	\$1,046,653	\$789,081
070802000	West-MEC - Western Maricopa Education Center	0	0	0	0	\$0	\$0
070209000	Wickenburg Unified District	29,101	83,535	22,554	135,190	\$0	\$17,131
070407000	Wilson Elementary District	54,586	155,117	0	209,703	\$0	\$0
	District Totals	23,737,133	54,093,595	7,802,739	85,633,467	\$17,581,759	\$14,349,104

Charter							
078270000	Academy of Mathematics and Science, Inc.	21,708	133,878	15,697	171,283	\$0	\$0
078794000	Academy with Community Partners-Arizona, Inc	0	0	0	0	\$0	\$0
078979000	Accelerated Learning Center, Inc.	0	0	0	0	\$0	\$0
078701000	Acclaim Charter School	8,059	27,093	0	35,152	\$0	(\$691)
078793000	AIBT Non-Profit Charter High School - Phoenix	0	0	0	0	\$0	\$0
078286000	AIBT Non-Profit Charter High School, Inc.	0	0	0	0	\$0	\$0
078724000	Allen-Cochran Enterprises, Inc.	0	0	0	0	\$0	\$0
078989000	American Basic Schools LLC	0	71,677	0	71,677	\$0	\$0
078950000	American Charter Schools Foundation d.b.a. Crestvi	9,295	12,786	0	22,081	\$0	\$3,671
078947000	American Charter Schools Foundation d.b.a. Desert	3,447	9,340	0	12,787	\$0	\$478
078948000	American Charter Schools Foundation d.b.a. Estrell	2,997	6,454	0	9,451	\$0	\$0
078951000	American Charter Schools Foundation d.b.a. Peoria	17,029	26,230	0	43,259	\$0	\$5,273
078983000	American Charter Schools Foundation d.b.a. South P	29,538	43,465	0	73,003	\$0	\$30,845
078517000	American Charter Schools Foundation d.b.a. South R	6,357	27,397	0	33,754	\$0	\$6,931
078953000	American Charter Schools Foundation d.b.a. Sun Val	7,682	20,349	0	28,031	\$0	\$24,725
078956000	American Charter Schools Foundation d.b.a. West Ph	4,133	25,706	0	29,839	\$0	\$23,151
118722000	American Charter Schools Foundation dba Ridgeview	0	12,248	0	12,248	\$0	\$0
078725000	American Leadership Academy, Inc.	63,896	252,351	0	316,247	\$0	\$243,015
078926000	American Virtual Academy	0	0	0	0	\$0	\$0
078525000	Anthem Preparatory Academy	0	0	0	0	\$0	\$0
078247000	Archway Classical Academy Arete	0	0	0	0	\$0	\$0
078597000	Archway Classical Academy Chandler	0	0	0	0	\$0	\$0
078248000	Archway Classical Academy Cicero	0	0	0	0	\$0	\$0
078406000	Archway Classical Academy Glendale	0	0	0	0	\$0	\$0
078234000	Archway Classical Academy Lincoln	0	0	0	0	\$0	\$0
078214000	Archway Classical Academy North Phoenix	0	0	0	0	\$0	\$0
078590000	Archway Classical Academy Scottsdale	0	0	0	0	\$0	\$0
078595000	Archway Classical Academy Trivium West	0	0	0	0	\$0	\$0
078470000	Archway Classical Academy Trivium West	0	0	0	0	\$0	\$0
078596000	Archway Classical Academy Veritas	0	0	0	0	\$0	\$0
078527000	Arete Preparatory Academy	0	0	0	0	\$0	\$0
078412000	Arizona Agribusiness & Equine Center INC.	0	0	0	0	\$0	\$0
078707000	Arizona Agribusiness & Equine Center, Inc.	0	0	0	0	\$0	\$0
078993000	Arizona Agribusiness & Equine Center, Inc.	0	0	0	0	\$0	\$0
078587000	Arizona Agribusiness & Equine Center, Inc.	0	0	0	0	\$0	\$0
078226000	Arizona Autism Charter Schools, Inc.	33,028	42,556	0	75,584	\$0	(\$130,940)
078723000	Arizona Center for Youth Resources	0	0	0	0	\$0	\$0

Food Service Program Information

MEALS SERVED

Maricopa

Districts

		Breakfasts	Lunches	A LA Carte and Snacks	Totals	Value of Donated Commodities	Food Services Expenditures Funds 001 and 610
078511000	Arizona Connections Academy Charter School, Inc.	0	0	0	0	\$0	\$0
078582000	Arizona Education Solutions	0	0	0	0	\$0	\$0
078111000	Arizona Goodwill Education Services	0	0	0	0	\$0	\$0
078260000	Arizona Language Preparatory	0	0	0	0	\$0	\$0
078696000	Arizona Language Schools	0	0	0	0	\$0	\$0
078722000	Arizona School For The Arts	0	1,812	0	1,812	\$0	\$0
078546000	ASU Preparatory Academy	8,601	41,259	5,621	55,481	\$21,906	\$6,507
078559000	ASU Preparatory Academy	4,068	11,994	32	16,094	\$4,658	\$1,187
078207000	ASU Preparatory Academy	2,632	18,943	616	22,191	\$6,582	\$3,408
078208000	ASU Preparatory Academy	0	0	0	0	\$0	\$0
078205000	ASU Preparatory Academy	0	0	0	0	\$0	\$0
078250000	ASU Preparatory Academy	6,526	32,141	3,219	41,886	\$12,516	\$4,341
078251000	ASU Preparatory Academy	0	0	0	0	\$0	\$0
078267000	ASU Preparatory Academy	6,585	9,712	1,665	17,962	\$4,982	\$1,252
078277000	ASU Preparatory Academy	3,750	14,415	331	18,496	\$5,298	\$1,974
078284000	ASU Preparatory Academy Digital	0	0	0	0	\$0	\$0
078614000	Avondale Learning dba Precision Academy	0	0	0	0	\$0	\$0
078542000	AZ Compass Schools, Inc.	0	0	0	0	\$0	\$0
078988000	Ball Charter Schools (Dobson)	6,221	32,623	6,926	45,770	\$1,617	\$0
078987000	Ball Charter Schools (Hearn)	12,571	35,154	14,780	62,505	\$991	\$0
078586000	Ball Charter Schools (Val Vista)	0	19,318	1,863	21,181	\$0	\$22,713
078736000	BASIS Charter Schools, Inc.	0	0	0	0	\$0	\$0
078575000	BASIS Charter Schools, Inc.	0	0	0	0	\$0	\$0
078588000	BASIS Charter Schools, Inc.	0	0	0	0	\$0	\$0
078589000	BASIS Charter Schools, Inc.	0	0	0	0	\$0	\$0
078403000	BASIS Charter Schools, Inc.	0	0	0	0	\$0	\$0
078212000	BASIS Charter Schools, Inc.	0	0	0	0	\$0	\$0
078225000	BASIS Charter Schools, Inc.	0	0	0	0	\$0	\$0
078231000	BASIS Charter Schools, Inc.	0	0	0	0	\$0	\$0
078269000	BASIS Charter Schools, Inc.	0	0	0	0	\$0	\$0
078268000	BASIS Charter Schools, Inc.	0	0	0	0	\$0	\$0
078272000	BASIS Charter Schools, Inc.	0	0	0	0	\$0	\$0
078273000	BASIS Charter Schools, Inc.	0	0	0	0	\$0	\$0
078236000	BASIS Charter Schools, Inc.	0	0	0	0	\$0	\$0
078283000	BASIS Charter Schools, Inc.	0	0	0	0	\$0	\$0
078282000	BASIS Charter Schools, Inc.	18,201	54,535	13,797	86,533	\$258,233	\$13,323
078288000	BASIS Charter Schools, Inc.	0	0	0	0	\$0	\$0
078418000	BASIS Charter Schools, Inc.	0	0	0	0	\$0	\$0
078972000	Bell Canyon Charter School, Inc	24,728	36,239	0	60,967	\$0	\$13,698
078766000	Benchmark School, Inc.	0	0	0	0	\$0	\$0
078754000	Benjamin Franklin Charter School - Queen Creek	0	0	0	0	\$0	\$0
078745000	Blueprint Education	0	0	0	0	\$0	\$0
078762000	Bright Beginnings School, Inc.	0	0	0	0	\$0	\$0
078564000	CAFA, Inc. dba Learning Foundation and Performing	11,021	29,558	0	40,579	\$0	\$190,204
098749000	CAFA, Inc. dba Learning Foundation Performing Arts	19,698	25,404	0	45,102	\$0	\$6,824
078909000	Calibre Academy	0	45,819	0	45,819	\$0	\$100,794
078768000	Cambridge Academy East, Inc	0	0	0	0	\$0	\$0
078959000	Camelback Education, Inc	65,293	70,510	2,288	138,091	\$0	\$35,000
078534000	Candeo Schools, Inc.	0	0	0	0	\$0	\$0

Food Service Program Information

MEALS SERVED

		Breakfasts	Lunches	A LA Carte and Snacks	Totals	Value of Donated Commodities	Food Services Expenditures Funds 001 and 610
Maricopa							
Districts							
078639000	Candeo Schools, Inc.	0	0	0	0	\$0	\$0
078524000	Career Success Schools	19,238	38,274	1,311	58,823	\$0	\$64,422
078218000	CASA Academy	42,573	55,723	0	98,296	\$0	\$0
078772000	Challenge School, Inc.	11,107	29,937	0	41,044	\$0	\$61,867
078957000	Challenger Basic School, Inc.	0	0	0	0	\$0	\$0
078515000	Chandler Preparatory Academy	0	0	0	0	\$0	\$0
078549000	Choice Academies, Inc.	0	36,634	336	36,970	\$6,512	\$173,138
078995000	Cholla Academy	16,729	60,794	9,681	87,204	\$0	\$215,097
078249000	Cicero Preparatory Academy	0	0	0	0	\$0	\$0
078530000	Concordia Charter School, Inc.	6,809	11,712	0	18,521	\$49,328	\$56,829
078994000	Cornerstone Charter School, Inc.	4,718	11,727	0	16,445	\$2,984	\$41,491
078975000	Cortez Park Charter Middle School, Inc.	19,862	35,406	0	55,268	\$0	\$40,028
078513000	Country Gardens Charter Schools	0	0	0	0	\$0	\$0
078608000	CPLC Community Schools	6,148	6,981	0	13,129	\$0	\$0
078921000	Crown Charter School, Inc.	0	0	0	0	\$0	\$0
078544000	Daisy Education Corporation dba Paragon Science Ac	0	33,366	0	33,366	\$0	\$0
078577000	Daisy Education Corporation dba. Sonoran Science A	0	17,509	0	17,509	\$0	\$1,120
078934000	Deer Valley Charter Schools, Inc.	0	0	0	0	\$0	\$0
078621000	Desert Heights Charter Schools	10,853	48,614	0	59,467	\$0	\$170,279
078222000	EAGLE College Prep Maryvale, LLC	15,203	42,619	0	57,822	\$0	\$0
078223000	EAGLE College Prep Mesa, LLC.	12,596	26,025	0	38,621	\$0	\$0
078541000	EAGLE South Mountain Charter, Inc.	19,230	41,829	0	61,059	\$0	\$0
078509000	East Mesa Charter Elementary School, Inc.	35,883	69,173	25,135	130,191	\$26,243	\$0
078573000	Edison Project	0	22,580	0	22,580	\$0	\$11,484
078991000	Edkey, Inc.	0	0	0	0	\$0	\$0
078742000	Edkey, Inc. - Pathfinder Academy	0	0	0	0	\$0	\$0
078740000	Edkey, Inc. - Redwood Academy	0	0	0	0	\$0	\$0
078705000	Edkey, Inc. - Sequoia Choice Schools	0	0	0	0	\$0	\$0
078246000	Edkey, Inc. - Sequoia Pathway Academy	0	0	0	0	\$0	\$0
078744000	Edkey, Inc. - Sequoia School for the Deaf and Hard	0	0	0	0	\$0	\$0
078917000	Edkey, Inc. - Sequoia Village School	0	0	0	0	\$0	\$0
078971000	Edkey, Inc. dba Arizona Conservatory for Arts and	0	0	0	0	\$0	\$0
078915000	Edkey, Inc. dba Sequoia Charter School	0	0	0	0	\$0	\$0
078558000	Educational Options Foundation	0	0	0	0	\$0	\$0
078401000	Empower College Prep	0	0	0	0	\$0	\$0
078711000	Espiritu Community Development Corp.	51,214	58,901	7,416	117,531	\$163,959	\$6,576
078103000	Espiritu Community Development Corp.	61,547	89,682	30,188	181,417	\$356,062	\$11,300
078275000	Espiritu Schools	7,378	7,378	0	14,756	\$0	\$88
078239000	Estrella Educational Foundation	0	0	0	0	\$0	\$0
078254000	Ethos Academy - A Challenge Foundation Academy	24,229	48,678	0	72,907	\$0	\$10,303
078901000	Excalibur Charter Schools, Inc.	47,639	40,745	0	88,384	\$1,521	\$38,042
078785000	Fit Kids, Inc. dba Champion Schools	124,439	170,284	10,915	305,638	\$0	\$33,107
078263000	Franklin Phonetic Primary School, Inc.	11,615	11,482	2,468	25,565	\$63,773	\$93,902
078528000	Freedom Academy, Inc.	7,424	16,062	7,080	30,566	\$0	\$0
078638000	Freedom Preparatory Academy	0	0	0	0	\$0	\$0
078611000	Friendly House, Inc.	36,147	41,576	8,423	86,146	\$0	\$132,683
078679000	GAR, LLC dba Student Choice High School	0	0	0	0	\$0	\$0
078708000	Genesis Program, Inc.	0	0	0	0	\$0	\$0
078585000	George Gervin Youth Center, Inc.	27,029	26,518	0	53,547	\$0	\$0

Food Service Program Information

MEALS SERVED

		Breakfasts	Lunches	A LA Carte and Snacks	Totals	Value of Donated Commodities	Food Services Expenditures Funds 001 and 610
Maricopa							
Districts							
078540000	Glendale Preparatory Academy	0	0	0	0	\$0	\$0
078594000	Happy Valley East	0	23,290	0	23,290	\$0	\$0
078998000	Happy Valley School, Inc.	0	23,290	0	23,290	\$0	\$0
078258000	Heritage Academy Gateway, Inc.	0	0	0	0	\$0	\$0
078259000	Heritage Academy Laveen, Inc.	0	0	0	0	\$0	\$0
078712000	Heritage Academy, Inc.	0	0	0	0	\$0	\$0
078985000	Heritage Elementary School	128,438	90,595	65,615	284,648	\$0	\$29,540
078244000	Highland Prep	7,306	47,372	0	54,678	\$0	\$18,124
078204000	Hirsch Academy A Challenge Foundation	9,365	27,778	0	37,143	\$0	\$14,925
078752000	Horizon Community Learning Center, Inc.	0	0	0	0	\$0	\$0
078233000	Horizon Community Learning Center, Inc.	0	0	0	0	\$0	\$0
078713000	Humanities and Sciences Academy of the United Stat	0	0	0	0	\$0	\$0
078535000	Imagine Avondale Elementary, Inc.	0	0	0	0	\$0	\$0
078553000	Imagine Avondale Middle, Inc.	0	0	0	0	\$0	\$0
078531000	Imagine Camelback Middle, Inc.	7,825	21,196	0	29,021	\$0	\$12,897
078519000	Imagine Charter Elementary at Camelback, Inc.	45,758	62,406	0	108,164	\$0	\$14,746
078520000	Imagine Charter Elementary at Desert West, Inc.	54,152	114,336	0	168,488	\$0	\$73,335
078536000	Imagine Coolidge Elementary, Inc.	71,956	106,602	5,892	184,450	\$0	\$5,599
078532000	Imagine Desert West Middle, Inc.	21,632	61,483	0	83,115	\$0	\$1,732
078521000	Imagine Middle at East Mesa, Inc.	5,144	14,253	0	19,397	\$3,405	\$17,108
078522000	Imagine Middle at Surprise, Inc.	4,380	15,900	1,787	22,067	\$0	\$1,376
078547000	Imagine Prep Coolidge, Inc.	24,407	67,117	11,078	102,602	\$0	\$1,932
078537000	Imagine Prep Superstition, Inc.	997	7,018	0	8,015	\$0	\$0
078538000	Imagine Prep Surprise, Inc.	3,445	13,669	813	17,927	\$0	\$7,845
078552000	Imagine Superstition Middle, Inc.	550	4,109	0	4,659	\$0	\$0
078210000	Incito Schools	2,842	8,907	0	11,749	\$0	\$0
078741000	Intelli-School, Inc.	0	0	0	0	\$0	\$0
078710000	International Commerce Secondary Schools, Inc.	0	0	0	0	\$0	\$0
078795000	James Madison Preparatory School	0	0	0	0	\$0	\$0
078928000	James Sandoval Preparatory High School	0	0	0	0	\$0	\$0
078240000	Kaizen Education Foundation dba Advance U	10,353	14,274	0	24,627	\$0	\$0
078230000	Kaizen Education Foundation dba Discover U Element	12,592	19,702	0	32,294	\$0	\$0
078718000	Kaizen Education Foundation dba El Dorado High Sch	7,337	58,434	0	65,771	\$0	\$0
078570000	Kaizen Education Foundation dba Gilbert Arts Acade	0	15,874	0	15,874	\$0	\$34,454
078580000	Kaizen Education Foundation dba Havasu Preparatory	6,683	15,860	0	22,543	\$0	\$0
078571000	Kaizen Education Foundation dba Liberty Arts Acade	12,730	21,556	0	34,286	\$0	\$18,764
078949000	Kaizen Education Foundation dba Maya High School	27,461	30,947	0	58,408	\$0	\$41,193
078576000	Kaizen Education Foundation dba Mission Heights Pr	15,285	28,611	0	43,896	\$0	\$4,273
078999000	Kaizen Education Foundation dba South Pointe Eleme	35,060	43,701	0	78,761	\$0	\$0
078765000	Kaizen Education Foundation dba South Pointe Junio	16,643	18,211	0	34,854	\$0	\$0
078952000	Kaizen Education Foundation dba Summit High School	6,213	11,547	0	17,760	\$0	\$0
078954000	Kaizen Education Foundation dba Tempe Accelerated	3,684	4,389	0	8,073	\$0	\$0
078567000	Kaizen Education Foundation dba Vista Grove Prepar	4,019	6,583	0	10,602	\$0	\$4,403
078946000	Kaizen Education Foundation dba Vista Grove Prepar	1,235	2,188	0	3,423	\$0	\$2,935
078616000	Kaleidoscope School	0	0	0	0	\$0	\$0
138759000	Kestrel Schools, Inc.	0	0	0	0	\$0	\$0
078779000	Keystone Montessori Charter School, Inc.	0	0	0	0	\$0	\$0
078759000	Khalsa Montessori Elementary Schools	0	0	0	0	\$0	\$0
078968000	LEAD Charter Schools	9,875	40,169	0	50,044	\$0	\$12,094

Food Service Program Information

MEALS SERVED

		Breakfasts	Lunches	A LA Carte and Snacks	Totals	Value of Donated Commodities	Food Services Expenditures Funds 001 and 610
Maricopa							
Districts							
078507000	Legacy Education Group	451	5,281	0	5,732	\$313	(\$26,680)
078416000	Legacy Traditional School - Avondale	15,800	118,187	5,651	139,638	\$0	\$12,494
078417000	Legacy Traditional School - Chandler	9,968	76,452	4,756	91,176	\$0	\$208,166
078642000	Legacy Traditional School - Deer Valley	11,882	43,596	2,981	58,459	\$0	\$55,528
078413000	Legacy Traditional School - East Mesa	21,012	99,777	6,018	126,807	\$0	\$105,142
108603000	Legacy Traditional School - East Tucson	12,123	44,480	1,486	58,089	\$0	\$25,043
078229000	Legacy Traditional School - Gilbert	8,117	70,907	9,355	88,379	\$0	\$64,185
078408000	Legacy Traditional School - Glendale	17,945	110,836	6,447	135,228	\$0	\$419
078635000	Legacy Traditional School - Goodyear	10,266	53,107	2,412	65,785	\$0	\$18,017
078215000	Legacy Traditional School - Laveen Village	13,156	106,489	2,586	122,231	\$0	\$0
078641000	Legacy Traditional School - Mesa	11,487	51,614	1,665	64,766	\$0	\$0
078409000	Legacy Traditional School - North Chandler	21,522	81,602	3,587	106,711	\$0	\$11,439
078637000	Legacy Traditional School - North Phoenix	5,720	81,602	3,143	90,465	\$0	\$279,021
078407000	Legacy Traditional School - Peoria	4,678	42,564	5,602	52,844	\$0	\$86,992
078415000	Legacy Traditional School - Phoenix	15,803	105,999	4,128	125,930	\$0	\$0
078274000	Legacy Traditional School - Surprise	23,728	144,774	15,124	183,626	\$0	\$16,312
078636000	Legacy Traditional School - West Surprise	18,444	89,288	4,419	112,151	\$0	\$36,530
078784000	Liberty Traditional Charter School	24,126	61,075	20,471	105,672	\$0	\$27,249
078235000	Lincoln Preparatory Academy	0	0	0	0	\$0	\$0
078997000	Little Lamb Community School	0	0	0	0	\$0	\$0
078219000	Madison Highland Prep	0	0	0	0	\$0	\$0
078419000	Madison Highland Prep Phoenix	0	0	0	0	\$0	\$0
078647000	Maricopa County Community College District dba Gat	0	12,324	0	12,324	\$0	\$0
078592000	Maryvale Preparatory Academy	23,069	116,986	0	140,055	\$1,676	\$0
078743000	MCCCD on behalf of Phoenix College Preparatory Aca	0	5,466	0	5,466	\$0	\$10,852
078906000	Metropolitan Arts Institute, Inc.	0	0	0	0	\$0	\$0
078976000	Midtown Primary School	7,004	14,742	12,543	34,289	\$0	\$51,997
078791000	Milestones Charter School	0	0	0	0	\$0	\$0
078977000	Montessori Academy, Inc.	0	0	0	0	\$0	\$0
078758000	Montessori Day Public Schools Chartered, Inc.	0	0	0	0	\$0	\$0
078763000	Montessori Education Centre Charter School	0	0	0	0	\$0	\$0
078771000	New Horizon School for the Performing Arts	10,800	19,956	0	30,756	\$0	\$0
078692000	New Learning Ventures, Inc.	0	0	0	0	\$0	\$0
078903000	New School For The Arts	0	0	0	0	\$0	\$0
078981000	New School for the Arts Middle School	0	0	0	0	\$0	\$0
078760000	New World Educational Center	11,228	18,131	0	29,359	\$3,242	\$61,482
078930000	Noah Webster Schools - Mesa	30,102	50,977	0	81,079	\$3,470	\$52,737
078261000	Noah Webster Schools-Pima	17,894	32,614	0	50,508	\$6,172	\$22,804
078584000	North Phoenix Preparatory Academy	0	0	0	0	\$0	\$0
078945000	North Star Charter School, Inc.	0	0	0	0	\$0	\$0
078767000	Ombudsman Educational Services, Ltd.,a subsidiary	0	0	0	0	\$0	\$0
078907000	P.L.C. Charter Schools	78,719	128,026	6,589	213,334	\$0	\$147,447
078940000	Pan-American Elementary Charter	36,339	142,168	0	178,507	\$0	\$0
078912000	Paragon Management, Inc.	0	165,636	84,445	250,081	\$0	\$36,631
078963000	PAS Charter, Inc., dba Intelli-School	0	0	0	0	\$0	\$0
078792000	Pathfinder Charter School Foundation	55,500	72,265	0	127,765	\$0	\$5,654
078216000	Pathways In Education-Arizona, Inc.	0	0	0	0	\$0	\$0
078238000	Pensar Academy	27,415	27,253	0	54,668	\$0	\$2,500
078693000	Phoenix International Academy	29,544	32,075	0	61,619	\$0	\$179

Food Service Program Information

MEALS SERVED

		Breakfasts	Lunches	A LA Carte and Snacks	Totals	Value of Donated Commodities	Food Services Expenditures Funds 001 and 610
Maricopa							
Districts							
078776000	Phoenix School of Academic Excellence The	0	0	0	0	\$0	\$0
078504000	Pillar Charter School	0	0	0	0	\$0	\$0
078726000	Pinnacle Education-Tempe, Inc.	0	0	0	0	\$0	\$0
078920000	Pinnacle Education-WMCB, Inc.	0	0	0	0	\$0	\$0
078550000	Pioneer Preparatory School	14,110	68,279	20,809	103,198	\$0	\$0
078716000	Pioneer Technology & Arts Academy of Arizona	0	0	0	0	\$0	\$0
078939000	Premier Charter High School	2,826	15,373	0	18,199	\$287	\$48,265
078209000	Reid Traditional Schools' Painted Rock Academy Inc	0	0	0	0	\$0	\$0
078749000	Reid Traditional Schools' Valley Academy, Inc.	0	0	0	0	\$0	\$0
078560000	Research Based Education Corporation	21,132	22,653	0	43,785	\$42,995	\$18,880
078609000	Ridgeline Academy, Inc.	8,676	35,989	590	45,255	\$0	\$0
078266000	Roosevelt Preparatory Academy	0	0	0	0	\$0	\$0
078508000	Rosefield Charter Elementary School, Inc.	19,228	38,801	0	58,029	\$18,835	\$0
078688000	Sage Academy, Inc.	14,534	15,715	0	30,249	\$0	\$4,183
078656000	Salt River Pima-Maricopa Community Schools	70,537	96,979	43,978	211,494	\$14,839	\$0
078539000	San Tan Montessori School, Inc.	0	0	0	0	\$0	\$0
078962000	SC Jensen Corporation, Inc. dba Intelli-School	0	0	0	0	\$0	\$0
078624000	Scholars Academy Sunnyslope	21,727	36,163	10,136	68,026	\$0	\$20,000
078243000	Scottsdale Country Day School	0	0	0	0	\$0	\$12,445
078533000	Scottsdale Preparatory Academy	0	0	0	0	\$0	\$0
078256000	Self Development Academy-Phoenix	13,786	36,492	0	50,278	\$0	\$0
078796000	Self Development Charter School	0	0	0	0	\$0	\$0
078566000	Skyline Gila River Schools, LLC	0	0	0	0	\$0	\$0
078914000	Skyline Schools, Inc.	116,753	179,391	36,279	332,423	\$42,452	\$0
078625000	SLAM Arizona, Inc.	2,098	2,744	0	4,842	\$0	\$0
078622000	Somerset Academy Arizona, Inc.	0	16,376	0	16,376	\$0	\$415
078599000	South Phoenix Academy Inc.	0	0	0	0	\$0	\$0
078578000	South Valley Academy, Inc.	0	0	0	0	\$0	\$0
078228000	Southwest Leadership Academy	2,071	8,759	0	10,830	\$0	\$0
078634000	STEP UP Schools, Inc.	6,173	10,308	0	16,481	\$0	\$2,626
078781000	Stepping Stones Academy	0	0	0	0	\$0	\$0
078924000	Success School	13,091	109,003	25,377	147,471	\$40,869	\$0
078640000	Sun Valley Academy - Avondale, Inc.	0	0	0	0	\$0	\$19,008
078556000	Sun Valley Academy - South Mountain, Inc.	0	0	0	0	\$0	\$20,053
078237000	Synergy Public School, Inc.	25,045	82,076	18,564	125,685	\$0	\$0
078761000	Tempe Preparatory Academy	0	0	0	0	\$0	\$0
078613000	The Boys & Girls Clubs of the Valley	10,896	32,841	0	43,737	\$823	\$41,539
078213000	The Farm at Mission Montessori Academy	0	0	0	0	\$0	\$0
078561000	The Odyssey Preparatory Academy, Inc.	0	0	0	0	\$0	\$0
078206000	The Paideia Academies, Inc	22,727	95,038	0	117,765	\$0	\$2,630
078411000	Think Through Academy	3,754	4,777	0	8,531	\$0	\$5,000
078911000	ThrivePoint High School, Inc.	0	0	0	0	\$0	\$0
078591000	Trivium Preparatory Academy	0	0	0	0	\$0	\$0
078630000	Twenty First Century Charter School, Inc. Bennett	0	0	0	0	\$0	\$0
078964000	Valley of the Sun Waldorf Education Association, d	0	0	0	0	\$0	\$0
078104000	Valor Preparatory Academy, LLC	0	0	0	0	\$0	\$0
078562000	Vector School District, Inc.	0	0	0	0	\$0	\$0
078984000	Veritas Preparatory Academy	0	0	0	0	\$0	\$0
078410000	Victory Collegiate Academy Corporation	50,946	53,417	40,771	145,134	\$0	\$16,852

Food Service Program Information

MEALS SERVED

		Breakfasts	Lunches	A LA Carte and Snacks	Totals	Value of Donated Commodities	Food Services Expenditures Funds 001 and 610
Maricopa							
Districts							
078715000	Villa Montessori Charter School	0	0	0	0	\$0	\$0
078960000	Vista Charter School	0	0	0	0	\$0	\$0
078224000	Vista College Preparatory, Inc.	104,664	221,568	0	326,232	\$0	\$0
078935000	West Gilbert Charter Elementary School, Inc.	0	0	0	0	\$0	\$240,484
078974000	West Gilbert Charter Middle School, Inc.	0	0	0	0	\$0	\$0
078548000	West Valley Arts and Technology Academy, Inc.	11,676	27,201	2,326	41,203	\$0	(\$107,100)
078221000	Western School of Science and Technology, Inc.	41,213	57,223	0	98,436	\$0	\$16,465
078627000	Heartwood AZ	0	0	0	0	\$0	\$0
078631000	Paul Revere Academy, Inc.	0	0	0	0	\$0	\$0
078100000	Premier Prep Online Academy	0	0	0	0	\$0	\$0
078644000	Arizona Collaborative Learning Partners, Inc.	0	0	0	0	\$0	\$0
078651000	Heritage Academy Pointe, Inc.	0	0	0	0	\$0	\$0
	Charter Totals	2,745,546	6,825,957	657,211	10,228,714	\$1,166,540	\$3,760,597
	County Totals	26,482,679	60,919,552	8,459,950	95,862,181	\$18,748,300	\$18,109,701

Food Service Program Information

MEALS SERVED

		Breakfasts	Lunches	A LA Carte and Snacks	Totals	Value of Donated Commodities	Food Services Expenditures Funds 001 and 610
Mohave							
Districts							
080415000	Bullhead City School District	219,802	268,931	32,010	520,743	\$20,888	\$54,772
080214000	Colorado City Unified District	25,087	48,005	1,020	74,112	\$0	\$59,378
080502000	Colorado River Union High School District	19,732	90,456	15,210	125,398	\$6,666	\$4,760
080303000	Hackberry School District	4,101	5,716	0	9,817	\$1,621	\$13,798
080220000	Kingman Unified School District	184,116	493,523	3,158	680,797	\$0	\$56,822
080201000	Lake Havasu Unified District	102,088	364,439	64,330	530,857	\$224,847	\$83,627
080209000	Littlefield Unified District	19,467	39,230	0	58,697	\$0	\$1,088
080416000	Mohave Valley Elementary District	56,019	117,926	2,143	176,088	\$198,233	\$52,926
080306000	Owens School District No.6	2,326	2,249	0	4,575	\$0	\$25,461
080208000	Peach Springs Unified District	17,327	23,417	0	40,744	\$0	\$104,585
080412000	Topock Elementary District	10,117	13,640	118	23,875	\$0	\$0
080322000	Valentine Elementary District	0	0	0	0	\$0	\$0
080850000	Western Arizona Vocational District #50	0	0	0	0	\$0	\$0
080313000	Yucca Elementary District	2,963	3,311	0	6,274	\$3,547	\$44,344
	District Totals	663,145	1,470,843	117,989	2,251,977	\$455,802	\$501,560
Charter							
088704000	Academy of Building Industries, Inc.	0	0	0	0	\$0	\$0
088705000	Desert Star Academy	0	0	0	0	\$0	\$0
088620000	Kingman Academy Of Learning	0	0	0	0	\$0	\$0
088759000	Masada Charter School, Inc.	0	0	0	0	\$0	\$0
088703000	Mohave Accelerated Elementary School, Inc.	0	0	0	0	\$0	\$0
088758000	Mohave Accelerated Learning Center	9,891	56,615	20,286	86,792	\$0	\$88,310
088702000	Telesis Center for Learning, Inc.	6,902	26,090	6,075	39,067	\$0	\$12,500
088755000	Young Scholars Academy Charter School Corp.	0	0	0	0	\$0	\$0
	Charter Totals	16,793	82,705	26,361	125,859	\$0	\$100,810
	County Totals	679,938	1,553,548	144,350	2,377,836	\$455,802	\$602,370

Food Service Program Information

MEALS SERVED

		Breakfasts	Lunches	A LA Carte and Snacks	Totals	Value of Donated Commodities	Food Services Expenditures Funds 001 and 610
Navajo							
Districts							
090232000	Blue Ridge Unified School District No. 32	86,534	163,596	39,135	289,265	\$39,695	\$40,730
090225000	Cedar Unified District	14,117	18,259	2,294	34,670	\$0	\$0
090206000	Heber-Overgaard Unified District	11,599	29,124	250	40,973	\$0	\$3,550
090203000	Holbrook Unified District	118,962	183,990	20,219	323,171	\$198,233	\$42,925
090202000	Joseph City Unified District	410	30,715	0	31,125	\$26,023	\$11,229
090227000	Kayenta Unified School District #27	95,015	219,825	52,094	366,934	\$0	\$121,590
090199000	Navajo County Accommodation District #99	0	0	0	0	\$0	\$0
090836000	Northeast Arizona Technological Institute of Vocat	0	0	0	0	\$0	\$0
090835000	Northern Arizona Vocational Institute of Technolog	0	0	0	0	\$0	\$0
090204000	Pinon Unified District	80,208	141,130	8,532	229,870	\$70,936	\$55,150
090210000	Show Low Unified District	32,678	85,873	4,274	122,825	\$75,606	\$317,132
090205000	Snowflake Unified District	53,535	159,271	7,776	220,582	\$76,224	\$34,605
090220000	Whiteriver Unified District	136,934	270,960	19,579	427,473	\$91,152	\$39,000
090201000	Winslow Unified District	92,825	223,056	0	315,881	\$0	\$5,436
	District Totals	722,817	1,525,799	154,153	2,402,769	\$577,869	\$671,348
Charter							
098745000	Career Development, Inc.	7,946	8,857	0	16,803	\$0	\$0
098746000	Shonto Governing Board of Education, Inc.	3,444	9,330	0	12,774	\$0	\$23,670
	Charter Totals	11,390	18,187	0	29,577	\$0	\$23,670
	County Totals	734,207	1,543,986	154,153	2,432,346	\$577,869	\$695,018

Food Service Program Information

MEALS SERVED

	Breakfasts	Lunches	A LA Carte and Snacks	Totals	Value of Donated Commodities	Food Services Expenditures Funds 001 and 610
Pima						
Districts						
100215000	Ajo Unified District	22,353	51,698	0	74,051	\$0 \$707
100351000	Altar Valley Elementary District	82,097	86,832	0	168,929	\$11,234 \$31,790
100210000	Amphitheater Unified District	651,951	929,347	338,265	1,919,563	\$840,355 \$445,940
100240000	Baboquivari Unified School District #40	63,753	139,970	4,811	208,534	\$48,634 \$39,433
100216000	Catalina Foothills Unified District	34,354	267,226	115,422	417,002	\$246,906 \$72,564
100339000	Continental Elementary District	23,430	54,366	9,020	86,816	\$0 \$96,274
100208000	Flowing Wells Unified District	199,184	555,573	232,775	987,532	\$453,671 \$136,360
100206000	Marana Unified District	401,403	913,490	118,989	1,433,882	\$0 \$270,085
100100000	Pima County Accommodation School District	0	0	0	0	\$0 \$0
100811000	Pima County JTED	0	0	0	0	\$0 \$13,111
100230000	Sahuarita Unified District	109,743	516,531	94,206	720,480	\$250,933 \$142,434
100335000	San Fernando Elementary District	0	0	0	0	\$0 \$0
100212000	Sunnyside Unified District	1,962,211	1,301,322	224,395	3,487,928	\$0 \$339,690
100213000	Tanque Verde Unified District	31,409	134,198	46,394	212,001	\$0 \$128,208
100201000	Tucson Unified District	1,285,006	4,137,940	78	5,423,024	\$1,403,186 \$2,962,342
100220000	Vail Unified District	238,775	957,456	113,394	1,309,625	\$401,979 \$276,118
	District Totals	5,105,669	10,045,949	1,297,749	16,449,367	\$3,656,898 \$4,955,056

Charter						
108734000	Academy Del Sol, Inc.	0	0	0	0	\$0 \$0
078242000	Academy of Mathematics and Science South, Inc.	282,336	786,012	94,989	1,163,337	\$0 \$13,653
108713000	Academy of Mathematics and Science, Inc.	14,869	78,797	9,288	102,954	\$0 \$0
108665000	Academy of Tucson, Inc.	8,981	31,768	0	40,749	\$0 \$0
108794000	American Charter Schools Foundation d.b.a. Alta Vi	5,324	34,309	0	39,633	\$0 \$27,944
108785000	Aprender Tucson	9,897	41,702	8,164	59,763	\$0 \$3,000
108709000	Arizona Community Development Corporation	94,296	212,300	185,728	492,324	\$0 \$33,282
108725000	BASIS Charter Schools, Inc.	0	0	0	0	\$0 \$0
108737000	BASIS Charter Schools, Inc.	0	0	0	0	\$0 \$0
108404000	BASIS Charter Schools, Inc.	0	0	0	0	\$0 \$0
108501000	Blue Adobe Project	0	0	0	0	\$0 \$0
108715000	Canyon Rose Academy, Inc.	0	0	0	0	\$0 \$0
108777000	Carden of Tucson, Inc.	0	0	0	0	\$0 \$0
108720000	CITY Center for Collaborative Learning	1,408	4,844	0	6,252	\$0 \$64,327
108740000	Colearn Academy Arizona	0	0	0	0	\$0 \$0
108788000	Compass High School, Inc.	0	0	0	0	\$0 \$0
108505000	CPLC Community Schools dba Hiaki High School	7,572	7,477	0	15,049	\$0 \$0
108793000	CPLC Community Schools dba Toltecalli High School	9,936	11,470	0	21,406	\$0 \$0
108666000	Daisy Education Corporation dba Sonoran Science Ac	0	53,700	0	53,700	\$0 \$0
108502000	Daisy Education Corporation dba Sonoran Science Ac	44,016	47,781	0	91,797	\$0 \$0
108503000	Daisy Education Corporation dba Sonoran Science Ac	0	33,673	0	33,673	\$0 \$0
108504000	Daisy Education Corporation dba. Sonoran Science A	0	11,950	0	11,950	\$0 \$0
108787000	Desert Rose Academy, Inc.	0	0	0	0	\$0 \$0
108668000	Desert Sage School	0	2,768	0	2,768	\$0 \$1,803
108732000	Desert Sky Community School, Inc.	1,209	2,729	0	3,938	\$0 \$6,294
108781000	Eastpointe High School, Inc.	0	0	0	0	\$0 \$0
108506000	Ed Ahead	1,511	2,288	0	3,799	\$0 \$4,321
108653000	Edge School, Inc., The	0	0	0	0	\$0 \$0
108717000	Educational Impact, Inc.	0	0	0	0	\$0 \$9,882
108770000	Great Expectations Academy	0	0	0	0	\$0 \$0

Food Service Program Information

MEALS SERVED

		Breakfasts	Lunches	A LA Carte and Snacks	Totals	Value of Donated Commodities	Food Services Expenditures Funds 001 and 610
Pima							
Districts							
108789000	Griffin Foundation, Inc. The	5,186	11,838	0	17,024	\$0	\$0
108726000	Ha:san Educational Services	2,005	3,505	0	5,510	\$0	\$42,100
108701000	Hermosa Montessori Charter School	0	0	0	0	\$0	\$0
108775000	Highland Free School	0	0	0	0	\$0	\$0
108706000	Kaizen Education Foundation dba Skyview High Schoo	3,898	5,961	0	9,859	\$0	\$0
108784000	Khalsa Family Services	0	0	0	0	\$0	\$0
108414000	Legacy Traditional School - Northwest Tucson	16,125	93,559	7,393	117,077	\$0	\$54,532
108738000	Leman Academy of Excellence, Inc.	0	0	0	0	\$0	\$0
108798000	Math and Science Success Academy, Inc.	13,900	73,887	12,053	99,840	\$0	\$0
108703000	Montessori Schoolhouse of Tucson, Inc.	0	0	0	0	\$0	\$0
108769000	Mountain Rose Academy, Inc.	0	0	0	0	\$0	\$0
108707000	Nosotros, Inc	20,913	34,818	0	55,731	\$0	\$61,777
108604000	Online School of Arizona	0	0	0	0	\$0	\$0
108601000	Pima County	0	0	0	0	\$0	\$0
108507000	Pima Prevention Partnership	5,769	11,349	0	17,118	\$0	\$16,317
108799000	Pima Prevention Partnership dba Pima Partnership A	3,115	4,874	0	7,989	\$0	\$8,545
108711000	Pima Prevention Partnership dba Pima Partnership S	3,716	7,008	0	10,724	\$0	\$7,603
108602000	Pima Rose Academy, Inc.	0	0	0	0	\$0	\$0
108744000	Portable Practical Educational Preparation, Inc. (35,310	75,000	0	110,310	\$23,277	\$0
108796000	Portable Practical Educational Preparation, Inc. (0	0	0	0	\$0	\$0
108778000	Presidio School	8,527	36,396	0	44,923	\$18,469	\$21,045
108719000	Satori, Inc.	2,352	5,252	0	7,604	\$0	\$13,033
108514000	Science Technology Engineering and Math Arizona	220	250	0	470	\$0	\$0
108772000	Southern Arizona Community Academy, Inc.	0	0	0	0	\$0	\$0
108779000	Southgate Academy, Inc.	42,117	48,233	16,519	106,869	\$0	\$115,611
108227000	StrengthBuilding Partners	1,598	3,296	0	4,894	\$0	\$0
108722000	The Charter Foundation, Inc.	20,105	34,966	0	55,071	\$0	\$37,972
108773000	Tucson Country Day School, Inc.	0	0	0	0	\$0	\$20,134
108714000	Tucson International Academy, Inc.	17,416	39,890	0	57,306	\$0	(\$135,433)
108768000	Tucson Preparatory School	0	0	0	0	\$0	\$0
108660000	Tucson Youth Development/ACE Charter High School	6,177	6,611	0	12,788	\$0	\$7,838
	Charter Totals	689,804	1,860,261	334,134	2,884,199	\$41,746	\$435,580
	County Totals	5,795,473	11,906,210	1,631,883	19,333,566	\$3,698,644	\$5,390,636

Food Service Program Information

MEALS SERVED

		Breakfasts	Lunches	A LA Carte and Snacks	Totals	Value of Donated Commodities	Food Services Expenditures Funds 001 and 610
Pinal							
Districts							
110243000	Apache Junction Unified District	201,581	249,043	30,997	481,621	\$6,294	(\$121,481)
110404000	Casa Grande Elementary District	268,703	709,294	52,318	1,030,315	\$335,559	\$177,985
110502000	Casa Grande Union High School District	47,638	195,415	81,367	324,420	\$0	\$51,708
110801000	Central Arizona Valley Institute of Technology	0	0	0	0	\$0	\$0
110802000	Cobre Valley Institute of Technology District	0	0	0	0	\$0	\$0
110221000	Coolidge Unified District	170,736	289,386	12,185	472,307	\$0	\$248,570
110411000	Eloy Elementary District	93,064	94,779	10,826	198,669	\$0	\$26,224
110201000	Florence Unified School District	273,661	739,424	97,123	1,110,208	\$0	\$136,398
110244000	J O Combs Unified School District	95,997	339,087	53,929	489,013	\$284,217	\$60,689
110208000	Mammoth-San Manuel Unified District	18,530	43,362	1,522	63,414	\$40,101	\$21,879
110220000	Maricopa Unified School District	463,146	841,231	64,225	1,368,602	\$252,534	\$114,367
110100000	Mary C O'Brien Accommodation District	24,082	27,072	0	51,154	\$17,018	\$96,360
110302000	Oracle Elementary District	11,352	39,673	1,825	52,850	\$0	\$14,622
110433000	Picacho Elementary District	14,784	18,684	0	33,468	\$6,334	\$4,493
110203000	Ray Unified District	13,778	25,759	3,453	42,990	\$0	\$4,389
110405000	Red Rock Elementary District	3,284	42,966	0	46,250	\$10,646	\$12,820
110418000	Sacaton Elementary District	52,703	76,290	1,646	130,639	\$0	\$157,768
110540000	Santa Cruz Valley Union High School District	12,946	34,849	0	47,795	\$17,048	\$91,212
110424000	Stanfield Elementary District	50,503	72,305	8,879	131,687	\$198,233	\$2,272
110215000	Superior Unified School District	11,274	34,774	0	46,048	\$0	\$59,049
110422000	Toltec School District	155,315	154,769	0	310,084	\$39,405	\$32,240
	District Totals	1,983,077	4,028,162	420,295	6,431,534	\$1,207,388	\$1,191,563
Charter							
118720000	A+ Charter Schools	0	0	0	0	\$0	\$0
118705000	Akimel O Otham Pee Posh Charter School, Inc.	0	0	0	0	\$0	\$0
118706000	Akimel O'Otham Pee Posh Charter School, Inc.	0	0	0	0	\$0	\$0
118703000	American Charter Schools Foundation d.b.a. Apache	8,499	6,775	0	15,274	\$0	\$0
118721000	ARCHES Academy	0	0	0	0	\$0	\$0
118716000	ASU Preparatory Academy - Casa Grande	0	0	0	0	\$0	\$0
078687000	Eduprize Schools, LLC	0	0	0	0	\$0	\$0
118708000	Leading Edge Academy Maricopa	29,577	55,922	0	85,499	\$0	\$24,706
078101000	Leading Edge Academy Queen Creek	3,640	19,124	0	22,764	\$0	\$6,436
118718000	Legacy Traditional School - Casa Grande	25,598	139,198	6,340	171,136	\$0	\$0
118719000	Legacy Traditional School - Maricopa	16,546	100,824	5,189	122,559	\$0	\$31,086
118715000	Legacy Traditional School - Queen Creek	8,101	67,166	4,841	80,108	\$0	\$120,119
078420000	Legacy Traditional School-San Tan	17,291	60,880	4,596	82,767	\$0	\$58,962
118704000	Pinnacle Education-Casa Grande, Inc.	0	0	0	0	\$0	\$0
118717000	The Grande Innovation Academy	0	49,981	0	49,981	\$0	\$51,772
118645000	Heritage Academy Maricopa, Inc.	0	0	0	0	\$0	\$0
	Charter Totals	109,252	499,870	20,965	630,087	\$0	\$293,081
	County Totals	2,092,329	4,528,032	441,261	7,061,622	\$1,207,388	\$1,484,644

Food Service Program Information

MEALS SERVED

Santa Cruz

		Breakfasts	Lunches	A LA Carte and Snacks	Totals	Value of Donated Commodities	Food Services Expenditures Funds 001 and 610
Districts							
120201000	Nogales Unified District	440,805	635,167	90,909	1,166,881	\$335,084	\$165,570
120406000	Patagonia Elementary District	0	0	0	0	\$0	\$0
120520000	Patagonia Union High School District	19,930	23,592	1,535	45,057	\$19,231	\$24,233
120328000	Santa Cruz Elementary District	0	0	0	0	\$3,950	\$57,262
120235000	Santa Cruz Valley Unified District	157,270	449,395	36,755	643,420	\$0	\$108,845
120425000	Sonoita Elementary District	7,356	14,974	0	22,330	\$4,956	\$73,438
	District Totals	625,361	1,123,128	129,199	1,877,688	\$363,221	\$429,348
Charter							
128704000	Kaizen Education Foundation dba Colegio Petite Pho	18,336	37,739	0	56,075	\$0	\$58,799
128703000	Mexicayotl Academy, Inc.	9,881	24,400	2,780	37,061	\$0	(\$42,359)
128725000	Patagonia Montessori Elementary School	0	0	0	0	\$0	\$0
128701000	Pinnacle Education-Kino, Inc.	0	0	0	0	\$0	\$0
128726000	Santa Cruz Valley Opportunities in Education, Inc.	0	0	0	0	\$0	\$0
	Charter Totals	28,217	62,139	2,780	93,136	\$0	\$16,440
	County Totals	653,578	1,185,267	131,979	1,970,824	\$363,221	\$445,788

Food Service Program Information

MEALS SERVED

	Breakfasts	Lunches	A LA Carte and Snacks	Totals	Value of Donated Commodities	Food Services Expenditures Funds 001 and 610
Yavapai						
Districts						
130231000	Ash Fork Joint Unified District	14,019	30,162	0	44,181	\$21,109 \$60,285
130220000	Bagdad Unified District	13,390	34,765	9,933	58,088	\$12,385 \$4,774
130326000	Beaver Creek Elementary District	11,943	29,243	21	41,207	\$0 \$17,574
130228000	Camp Verde Unified District	25,113	86,266	9,524	120,903	\$0 \$32,485
130350000	Canon Elementary District	9,127	15,567	0	24,694	\$0 \$39,723
130251000	Chino Valley Unified District	249,749	250,251	78,963	578,963	\$0 \$98,393
130403000	Clarkdale-Jerome Elementary District	16,876	43,491	227	60,594	\$5,756 \$15,756
130317000	Congress Elementary District	5,883	9,617	2,747	18,247	\$12,991 \$42,812
130406000	Cottonwood-Oak Creek Elementary District	68,767	244,995	7,164	320,926	\$0 \$40,557
130341000	Crown King Elementary District	0	0	0	0	\$0 \$0
130335000	Hillside Elementary District	0	0	0	0	\$0 \$0
130222000	Humboldt Unified District	233,551	556,203	207,957	997,711	\$0 \$23,909
130323000	Kirkland Elementary District	5,504	5,542	1,997	13,043	\$0 \$28,871
130243000	Mayer Unified School District	30,294	57,970	10,089	98,353	\$27,555 \$11,702
130504000	Mingus Union High School District	7,899	29,356	0	37,255	\$20,206 \$37,866
130802000	Mountain Institute CTED #2	0	0	0	0	\$0 \$0
130201000	Prescott Unified District	65,387	213,447	37,387	316,221	\$115,525 \$39,371
130209000	Sedona-Oak Creek JUSD #9	18,336	57,910	11,343	87,589	\$0 \$2,688
130240000	Seligman Unified District	14,753	20,484	1,653	36,890	\$559 \$69,117
130315000	Skull Valley Elementary District	0	5,667	0	5,667	\$0 \$53,636
130801000	Valley Academy for Career and Technology Education	0	0	0	0	\$0 \$0
130352000	Yarnell Elementary District	4,828	4,542	0	9,370	\$1,347 \$33,347
130199000	Yavapai Accommodation School District	0	0	0	0	\$0 \$0
	District Totals	795,419	1,695,478	379,005	2,869,902	\$217,434 \$652,865
Charter						
138760000	Acorn Montessori Charter School	33,228	50,328	0	83,556	\$21,032 \$278,441
138785000	Arizona Agribusiness & Equine Center, Inc.	0	0	0	0	\$0 \$0
138786000	BASIS Charter Schools, Inc.	0	0	0	0	\$0 \$0
138501000	Compass Points International, Inc	0	0	0	0	\$0 \$0
138714000	Desert Star Community School, Inc.	0	0	0	0	\$0 \$0
138754000	Edkey Inc. dba American Heritage Academy	0	0	0	0	\$0 \$0
138705000	Edkey, Inc. - Sequoia Ranch School	0	0	0	0	\$0 \$0
138751000	Franklin Phonetic Primary School, Inc.	34,726	37,167	11,057	82,950	\$161,682 \$130,231
138503000	La Tierra Community School, Inc	0	0	0	0	\$0 \$0
138787000	Liberty Leadership Academy	0	0	0	0	\$0 \$0
138757000	Mary Ellen Halvorson Educational Foundation. dba:	0	0	0	0	\$0 \$0
138712000	Mingus Springs Charter School	5,304	26,342	0	31,646	\$42,151 \$52,905
138768000	Mountain Oak Charter School, Inc.	0	0	0	0	\$0 \$0
138758000	PACE Preparatory Academy, Inc.	0	0	0	0	\$0 \$0
138756000	Painted Pony Ranch Charter School	0	0	0	0	\$0 \$0
078516000	Prescott Valley Charter School	34,939	47,158	218	82,315	\$0 \$24,641
138708000	Sedona Charter School, Inc.	0	0	0	0	\$0 \$0
138752000	Skyview School, Inc.	0	0	0	0	\$0 \$0
	Charter Totals	108,197	160,995	11,275	280,467	\$224,865 \$486,218
	County Totals	903,616	1,856,473	390,280	3,150,369	\$442,299 \$1,139,083

Food Service Program Information

MEALS SERVED

		Breakfasts	Lunches	A LA Carte and Snacks	Totals	Value of Donated Commodities	Food Services Expenditures Funds 001 and 610
Yuma							
Districts							
140550000	Antelope Union High School District	13,592	15,981	0	29,573	\$0	\$92,516
140413000	Crane Elementary District	486,842	1,157,269	33,055	1,677,166	\$513,711	\$237,916
140432000	Gadsden Elementary District	459,153	782,481	90,337	1,331,971	\$492,811	\$23,570
140416000	Hyder Elementary District	15,454	15,294	0	30,748	\$5,324	\$69,524
140417000	Mohawk Valley Elementary District	23,083	21,942	261	45,286	\$931	\$43,579
140411000	Somerton Elementary District	251,646	500,041	6,124	757,811	\$116,417	\$124,924
140801000	Southwest Technical Education District of Yuma (ST	0	0	0	0	\$0	\$0
140424000	Wellton Elementary District	17,798	24,869	0	42,667	\$3,017	\$1,835
140401000	Yuma Elementary District	780,307	1,339,618	161,372	2,281,297	\$0	\$231,733
140570000	Yuma Union High School District	540,227	963,906	99,826	1,603,959	\$97,528	\$371,618
	District Totals	2,588,102	4,821,401	390,975	7,800,478	\$1,229,739	\$1,197,215
Charter							
148761000	Carpe Diem Collegiate High School	0	0	0	0	\$0	\$0
148760000	Harvest Power Community Development Group, Inc.	89,450	226,832	42,314	358,596	\$0	\$55,000
148759000	Juniper Tree Academy	0	66,051	0	66,051	\$0	\$125,847
148758000	Yuma Private Industry Council, Inc.	0	0	0	0	\$0	\$0
	Charter Totals	89,450	292,883	42,314	424,647	\$0	\$180,847
	County Totals	2,677,552	5,114,284	433,289	8,225,125	\$1,229,739	\$1,378,062
	State Totals	42,511,818	93,886,293	12,367,348	148,765,459	\$28,261,268	\$32,312,636

Finances by Fund	July 1, 2023 Balance	Revenues	Transfers	Expenditures		June 30, 2024 Balance
				Budget	Actual	
Maintenance & Operations (M&O)	\$1,368,114,971	\$7,745,776,966	(\$22,722,272)	\$8,678,558,061	\$7,561,518,576	\$1,529,651,090
Clstrm St-CSF & Ins Imp Funds- IIF	\$689,995,288	\$886,791,701	\$0	\$1,437,181,798	\$732,543,223	\$844,243,765
Unrestricted Capital Outlay	\$762,188,628	\$714,423,484	\$21,975,556	\$1,510,780,563	\$682,514,190	\$816,073,478
Emergency Deficiencies Correction	(\$75,233)	\$353,718	\$0	\$704,951	\$169,266	\$109,219
Building Renewal	(\$64,548,607)	\$304,187,405	\$0	\$438,267,783	\$277,398,129	(\$37,759,331)
New School Facilities	(\$10,261,914)	\$96,589,534	\$0	\$189,930,182	\$97,744,527	(\$11,416,907)
Adjacent Ways	\$95,612,926	\$62,494,507	(\$1,113,184)	\$115,784,319	\$23,592,422	\$133,401,828
Debt Service	\$294,249,108	\$923,572,574	\$17,596,524	\$892,039,662	\$864,977,619	\$370,440,586
School Plant	\$115,550,800	\$20,549,877	\$7,762,383	\$92,909,883	\$39,109,914	\$104,753,145
Federal Projects	\$267,524,516	\$2,038,234,629	(\$96,669,398)	\$2,753,047,955	\$1,733,106,089	\$475,983,658
State Projects	\$73,667,451	\$120,690,235	(\$498,420)	\$182,305,721	\$139,097,022	\$54,762,244
Food Service	\$258,771,186	\$521,569,779	(\$22,314,415)	\$544,255,526	\$510,797,771	\$247,228,780
Other	\$1,071,103,022	\$674,096,355	\$143,619,331	\$1,105,876,536	\$748,368,862	\$1,140,449,846
Bond Building	\$1,069,253,484	\$1,573,670	\$1,013,284,825	\$1,560,347,192	\$572,950,693	\$1,511,161,286
Deduction for Bond Principal	\$0	\$0	\$0	\$0	(\$674,115,502)	\$674,115,502
Total	\$5,991,145,626	\$14,110,904,433	\$1,060,920,930	\$19,501,990,132	\$13,309,772,802	\$7,853,198,187
Fiduciary & Internal Service Funds	\$428,915,638	\$436,699,890	(\$7,091,604)	\$541,632,531	\$429,487,470	\$429,036,455

Revenues Received by Source	Local	County	State	Federal	Total Revenue
Maintenance & Operations (M&O)	\$2,982,977,487	\$4,374,110	\$4,758,362,654	\$62,715	\$7,745,776,966
Unrestricted Capital Outlay	\$313,204,170	\$20,137	\$401,978,734	\$0	\$715,203,041
Classroom Site & Ins Improv Funds-CSF & IIF	\$18,309,750	\$0	\$868,481,950	\$0	\$886,791,701
School Facilities	\$0	\$0	\$401,130,657	\$0	\$401,130,657
Adjacent Ways	\$62,494,507	\$0	\$0	\$0	\$62,494,507
Debt Service	\$920,211,669	\$0	\$0	\$3,360,905	\$923,572,574
Other: See Definitions for Description	\$601,461,658	\$0	\$123,959,730	\$2,477,666,739	\$3,203,088,127
Total By Source	\$4,898,659,241	\$4,394,247	\$6,553,913,724	\$2,481,090,358	\$13,938,057,571
Percentage of Total Revenues	35.15 %	0.03 %	47.02 %	17.80 %	100%

Special Education Expenditures	Budget	Actual
Total All Disability Classifications	\$1,297,045,924	\$1,222,963,266
Gifted Education	\$59,524,471	\$57,619,800
ELL Program (Incr. & Comp. Instr)	\$43,727,084	\$42,080,201
Remedial Education	\$1,373,980	\$1,342,930
VoTech Education (Non-CTED)	\$22,005,296	\$18,144,438
Career Education	\$740,716	\$2,129,915
Career Technical Education (CTED)	\$317,236,982	\$245,992,832
Total	\$1,741,654,453	\$1,590,273,382

Capital Assets as of 6/30/2024	
Bonds Outstanding	\$5,912,360,347
Land & Improvements	\$3,266,810,122
Building & Improvements	\$20,809,110,909
Furniture, Equip, Vehicles	\$2,314,231,494
Construction in Progress	\$909,379,061

Gifted Program Duplicated Counts															
KG	1	2	3	4	5	6	7	8	K-8	9	10	11	12	9-12	K-12
1,172	2,407	4,184	5,858	6,575	6,494	6,508	6,477	6,206	45,881	6,137	7,267	8,281	7,401	29,086	74,967

Avg Daily Membership	Total Resident	Attending Resident	Other Attending	Total Attending
21-22 Elem	554,261.0410	552,977.2860	4,362.3600	557,339.6460
21-22 HS	323,454.7190	320,578.5370	10,111.1090	330,689.6460
21-22 Total	877,715.7600	873,555.8230	14,473.4690	888,029.2920
22-23 Elem	549,580.3749	548,183.0741	4,725.0901	552,908.1642
22-23 HS	327,771.0111	325,185.0718	10,981.0672	336,166.1390
22-23 Total	877,351.3860	873,368.1459	15,706.1573	889,074.3032
23-24 Elem	538,030.7197	536,557.3912	5,248.4572	541,805.8484
23-24 HS	326,871.8723	325,955.7700	9,498.6512	335,454.4212
23-24 Total	864,902.5920	862,513.1612	14,747.1084	877,260.2696

Gifted Program Actual Expenditures		Tax Rates	Valuation
K-8	\$53,142,184	3.5674	\$177,773,143,485
9-12	\$19,658,971	1.4155	\$360,912,378,318
		S.R.P and/or GPLET	\$3,307,031,359

Certified Staff	Certified FTE	Students Per Staff	Classified Staff	Classified FTE	Students Per Staff
Admin	3,536.27	250.32	Managers	3,630.02	243.85
Teachers	48,706.99	18.17	Teacher Aides	15,104.73	58.60
Others	6,344.11	139.53	Others	31,007.91	28.55
Subtotal	58,587.38	15.11	Subtotal	49,742.67	17.80
Total FTE	108,330.05	108,330.05	Total Students Per Staff	8.17	8.17

Teacher Salary	Prior FY	Current FY	Change	Change %
Year End FTE	51,713.98	51,569.99	-143.99	-0.28 %
Year End Salary	\$3,261,788,700	\$3,355,655,622	\$93,866,922	2.88 %
Average Salary	\$63,074	\$65,070	\$1,996	3.17 %

Superintendent's Salary		\$25,917,418	
Fall 2023 Enrollment	885,184	Number of Schools	1,627

See data definitions beginning on page I-1
 Data values are as reported by district
 Fiscal Year 2023-2024 Annual Report for the Arizona Department of Education

Finances by Project	Revenue	Expenditures	
		Budget	Actual
General Projects	\$2,340,054,921	\$2,075,530,554	\$2,115,391,168
Federal Projects	\$302,183,841	\$238,205,717	\$265,763,363
State Projects	\$17,722,894	\$26,401,994	\$15,814,888
Classroom Site & Instruction Improvement Projects	\$223,770,106	\$198,911,226	\$223,090,839
Schoolwide Project Total	\$2,883,731,762	\$2,556,101,587	\$2,620,822,869

Revenues Received by Source	Local	Intermediate	State	Federal	Total Revenue
Schoolwide Project	\$213,347,100	\$2,258,604	\$2,332,555,440	\$335,570,618	\$2,883,731,762
Percentage of Total Revenues	7.40 %	0.08 %	80.89 %	11.64 %	100.00 %

Capital Acquisitions	
Land & Land Improvements	\$18,980,588
Site Improvements	\$2,543,302
Buildings and Building Improvement	\$117,754,951
Equipment	\$40,322,878
Construction in Progress	\$74,145,618

Special Education Expenditures	Budget	Actual
Total All Disability Classifications	\$150,450,618	\$154,844,468
Gifted Education	\$968,789	\$1,292,650
ELL Program (Incr. Costs & Comp)	\$32,354	\$28,798
Remedial Education	\$177,528	\$85,559
VoTech Education	\$8,885,174	\$5,966,002
Career Education	\$51,277	\$990
Total	\$160,565,740	\$162,218,467

Capital Assets as of 6/30/2024	
Land & Land Improvements	\$427,607,008
Site Improvements	\$48,223,657
Buildings & Building Improvement	\$2,293,691,161
Equipment	\$345,862,603
Construction in Progress	\$92,816,173

Gifted Program Actual Expenditures	
K-8	\$1,333,728
9-12	\$188,300

Gifted Program Duplicated Counts																
KG	1	2	3	4	5	6	7	8	K-8	9	10	11	12	9-12	K-12	
38	198	366	360	399	409	368	256	227	2,621	122	133	100	74	429	3,050	

Teacher Salary	Prior FY	Current FY	Change	Change %
Year End FTE	12,887.00	12,659.00	-228.00	-1.77 %
Year End Salary	\$654,287,068	\$679,600,992	\$25,313,924	3.87 %
Average Salary	\$50,771	\$53,685	\$2,914	5.74 %

Average Daily Membership	Total Attending
2021-2022 Elementary	158,869.4270
2021-2022 High School	59,680.0780
2021-2022 Total	218,549.5050
2022-2023 Elementary	159,574.0178
2022-2023 High School	62,974.5889
2022-2023 Total	222,548.6067
2023-2024 Elementary	158,836.7312
2023-2024 High School	64,447.3907
2023-2024 Total	223,284.1219

Fall 2023 Enrollment	Number of Schools
231,500	568

See data definitions beginning on page II-1
 Data values are as reported by Charter
 Fiscal Year 2023-2024 Annual Report for the Arizona Department of Education

Current Expenditures and Per Pupil Expenditure Amounts - Definitions

Current expenditures by type of expenditure and total expenditures by fund for each school district and charter school were reported to the Arizona Department of Education on each district's or charter school's Annual Financial Report (AFR).

Please note that information on the Annual Financial Report (AFR) is not audited. The current expenditure figures and the expenditures by fund or project are reported separately on the AFR. Differences between current expenditures and total expenditures are due to differences in definition or differences in how various districts and charters account for expenditures.

The following pages present data on total and per pupil expenditures for school districts and for charters at the charter holder level. Two types of expenditures are listed: current expenditures by type of expenditure and total expenditures by fund or project.

Summary of Current Expenditures by Type of District

This summary page lists the types of districts and charter schools. The table provides the attending Average Daily Membership (ADM)¹ for each, and lists the total dollars expended by type of expenditure. The per student amounts were calculated by dividing the reported expenditure figures by the resident attending ADM, plus other attending ADM for the district or charter school as reported to the Arizona Department of Education.

Current Expenditures for District and Charter Schools (Sections I & II)

Expenditures by type are summarized for each district and charter from all funds or projects for elementary and secondary education to include, for example, Maintenance & Operations (M&O), Classroom Site Fund (CSF), Instructional Improvement Fund (IIF), and most federal and state projects. Excluded are expenditures for land and land improvements, buildings and building improvements, furniture, equipment, and vehicles. Also excluded are Internal Service Fund operations, Community School Fund operations, debt retirement, student activities, and nonpublic school programs (e.g., adult/continuing education, community college education, community services, and day care centers). Total reported expenditures, by category, are divided by total attending ADM. Current expenditures are reported under the following categories:

A. Classroom Instruction:

Regular and special education expenditures related to activities associated directly with the interaction between teachers and students, excluding classroom supplies.

B. Classroom Supplies:

All supply and textbook expenditures related to regular and special education classroom instruction, excluding library books.

C. Administration:

All expenditures pertaining to administering policy for the operation of the district or charter, the business operations of the district or charter, school level administration, and all other central support services.

¹ Resident ADM plus Other Attending ADM (all students residing in the district regardless of the student's district of attendance).

Current Expenditures and Per Pupil Expenditure Amounts - Definitions

D. Student Support Services:

Expenditures for services such as social work, guidance, health, psychological, speech pathology and audiology services designed to assess and improve the students' well-being and to supplement the teaching process.

E. Other Support Services and Operations:

Expenditures for instructional staff support, media services, and non-instructional services, such as food services, plant and maintenance support, transportation, and community services operations.

Expenditures by Fund for School Districts (Section III)

A. Maintenance & Operation, CSF & IIF Expenditures

1. Fund 001 – Maintenance & Operation (M&O)

Fund designated for administration, instruction, instruction support, and operations expenditures for regular education programs, special education programs, pupil transportation, desegregation, overrides, K3 reading program, and dropout prevention programs.

2. Funds 010 - Classroom Site Fund Total (CSF)

Expenditures of Classroom Site Funds, which districts receive as approved by the voters in 2000 as part of Proposition 301. Expenditures are recorded directly in one base fund, for teacher base salary increases, performance-based teacher compensation increases, and other maintenance and operation purposes as detailed in A.R.S. §15-977.

3. Fund 020 - Instructional Improvement Fund (IIF)

Expenditures of revenues generated by the Arizona Tribal-State Gaming Compacts, which districts receive as approved by the voters in 2002 with passage of Proposition 202. Pursuant to A.R.S. §15-979, these funds may be expended for teacher compensation increases and class size reduction; and, must be used for M&O purposes like dropout prevention programs and instructional improvement programs.

B. Capital Expenditures

Fund 610 - Unrestricted Capital Outlay

Capital expenditures for transactions relating to the acquisition by purchase, lease-purchase, or lease as prescribed by A.R.S. §15-903(C). Expenditures include land, buildings, improvements to land and buildings, furniture and equipment, pupil and non-pupil transportation vehicles, and instructional aids, which would include library books.

Current Expenditures and Per Pupil Expenditure Amounts - Definitions

C. Facilities Expenditures

1. Fund 686 – Emergency Deficiencies Correction

Capital expenditures from monies received from the School Facilities Board to correct emergency deficiencies, such as square footage and quality deficiencies. A.R.S. §15-2022

2. Fund 691 - Building Renewal Grant

Accounts for building renewal grant monies that districts may request from the School Facilities Oversight Board. These monies may be used for major renovations and repairs to buildings, upgrading systems and areas that will maintain or extend buildings' useful lives, and infrastructure costs. These monies may not be used for new construction, remodeling interior space for aesthetic or preferential reasons, exterior beautification, demolition, routine preventative maintenance, or any project in a building, or part of a building, that is being leased to another entity. A.R.S. §15-2032

3. Fund 695 - New School Facilities

Accounts for monies received from the School Facilities Oversight Board to be used for constructing new school facilities and purchasing land for new school sites as prescribed by A.R.S. §15-2041. Any surplus monies received from the School Facilities Board may be used only for capital purposes for the project up to 1 year after completion of the project. Any surplus monies remaining after 1 year must be returned to the School Facilities Oversight Board.

4. Fund 620 – Adjacent Ways

Expenditures related to special assessments to finance the improvement of public ways adjacent to school property, in accordance with A.R.S. §15-995.

5. Funds 700 & 720 - Debt Service

Payment of interest and principal on bonds (700) A.R.S. §15-1022, payment of impact aid revenue bond principal and interest payments (720) A.R.S. §15-2107.

CI. State & Federal Project Expenditures

1. Funds 100 through 399 – Federal Projects

Expenditures from federally funded projects, such as Title I, Title IV, IDEA, E-Rate (A.R.S. §15-1261), and Impact Aid [(A.R.S. §15-905(R))].

2. Funds 400 through 499-State Projects

Expenditures from state funded projects, such as Early Childhood Block Grant, Gifted (A.R.S. §15-779.03), and Results-Based Funding (A.R.S. §15-249.08).

CII. Other Expenditures

1. Fund 510 - Food Service

Expenditures for purpose of preparing and serving of meals and snacks related with school functions. A.R.S. §15-1154

Current Expenditures and Per Pupil Expenditure Amounts - Definitions

2. Fund 500 - School Plant
Expenditures made for maintenance and operation purposes, or certain capital items, with proceeds from the sale, lease, or condemnation of school property and used as specified in A.R.S. §15-1102.
3. Other Funds
May include expenditures from miscellaneous funds, such as Auxiliary Operations, Gifts and Donations, and Extracurricular Activities Fees Tax Credit.

Expenditures by Project for Charter Schools (Section IV)

Charter schools are not required to distinguish expenditures for capital from those expenditures made for maintenance and operation purposes. The Charter School Annual Financial Report (AFR) presents condensed financial activity of the charter school for comparison purposes and must agree with the charter school's accounting records.

A. General Projects (Schoolwide Project)

Project 1000 - Includes all regular education and special education expenditures for salaries, employee benefits, purchased professional and technical services, property services, student transportation, supplies, and other miscellaneous.

B. Classroom Site Project (CSP) & Instructional Improvement Project (IIP)

1. Project 1010 – CSP

Expenditures of Classroom Site Project monies, which charters receive as approved by the voters in 2000 as part of Proposition 301. Expenditures are recorded directly in one base fund, for teacher base salary increases, performance-based teacher compensation increases, and other maintenance and operation purposes as detailed in A.R.S. §15-977.

2. Project 1020 – IIP

Expenditures of revenues generated by the Arizona Tribal-State Gaming Compacts, which charters receive as approved by the voters in 2002 with passage of Proposition 202. Pursuant to A.R.S. §15-979, these funds may be expended for teacher compensation increases and class size reduction, and must be used for M&O purposes, such as dropout prevention programs and instructional improvement programs.

C. State & Federal Projects

1. Projects 1100 through 1399 – Federal Projects

Expenditures from federally funded projects, such as Title I, Title IV, and IDEA.

2. Projects 1400 through 1499 – State Projects

Expenditures from state funded projects, such as Vocational Education, Early Childhood Block Grant, Gifted Education (A.R.S. §15-779.03), and Charter School Stimulus Fund (A.R.S. §15-188).

Summary of Current Expenditures by Type of District

District Type	Classroom Instruction	Classroom Supplies	Administration	Student Support Services	Other Support Services and Operations	Total Current Expenditures
Accommodation District (Based on attending ADM of 3,322,4775 Per Student Amounts:	\$23,527,707 \$7,081	\$659,019 \$198	\$5,700,323 \$1,716	\$2,736,354 \$824	\$7,626,845 \$2,296	\$40,250,248 \$12,115
Common District Not Within H.S. District (Based on attending ADM of 5,220,4323 Per Student Amounts:	\$45,394,856 \$8,696	\$1,800,163 \$345	\$15,584,599 \$2,985	\$5,552,107 \$1,064	\$28,691,013 \$5,496	\$87,022,739 \$18,585
Common District Within H.S. District (Based on attending ADM of 195,222,2054 Per Student Amounts:	\$1,238,544,413 \$6,344	\$67,457,837 \$346	\$340,184,400 \$1,743	\$246,726,485 \$1,264	\$763,234,764 \$3,910	\$2,656,406,287 \$13,607
High School District (Based on attending ADM of 101,559,6675 Per Student Amounts:	\$605,793,261 \$5,965	\$25,906,386 \$255	\$139,032,566 \$1,369	\$123,854,563 \$1,220	\$367,984,174 \$3,623	\$1,262,570,950 \$12,432
Career Technical Education District (Based on attending ADM of 38,637,1636 Per Student Amounts:	\$170,896,567 \$4,423	\$4,290,096 \$111	\$26,341,625 \$682	\$7,874,109 \$204	\$23,236,070 \$601	\$232,638,467 \$6,021
Unified District (Based on attending ADM of 533,298,3233 Per Student Amounts:	\$3,303,954,695 \$6,195	\$167,280,466 \$314	\$680,637,198 \$1,276	\$647,952,210 \$1,215	\$1,794,701,209 \$3,365	\$6,594,525,780 \$12,366
Charter School (Based on attending ADM of 223,284,1219 Per Student Amounts:	\$1,179,994,970 \$5,285	\$79,430,213 \$356	\$536,752,917 \$2,404	\$167,322,945 \$749	\$462,550,089 \$2,072	\$2,427,453,024 \$10,872

For each type of district or charter school, the table provides the attending average daily membership (ADM), the total of the current expenditure figures reported, and the calculated per student amounts. The total current expenditure amounts are from the 2024 Annual Financial Report (AFR) of the school district or charter school. The per student amounts were calculated by dividing the reported current expenditure figures of the district or charter by the total resident ADM, plus other attending ADM for the district or charter type, as reported to the Arizona Department of Education (ADE).

Current Expenditures for Districts		Classroom Instruction	Classroom Supplies	Administration	Student Support Services	Other Support Services	Total Current Expenditures
Apache							
Alpine Elementary District	010307000	\$776,297	\$72,828	\$213,428	\$30,400	\$230,928	\$1,323,881
Total ADM:	53,9087	\$14,400	\$1,351	\$3,959	\$564	\$4,284	\$24,557
Chinle Unified District	010224000	\$29,494,801	\$1,670,075	\$6,940,474	\$5,489,514	\$21,031,814	\$64,626,678
Total ADM:	2,907,7759	\$10,143	\$574	\$2,387	\$1,888	\$7,233	\$22,225
Concho Elementary District	010306000	\$773,740	\$42,736	\$443,290	\$237,086	\$560,550	\$2,057,402
Total ADM:	147,4341	\$5,248	\$290	\$3,007	\$1,608	\$3,802	\$13,955
Ganado Unified School District	010220000	\$8,056,985	\$317,355	\$2,637,316	\$1,384,191	\$7,385,007	\$19,780,855
Total ADM:	1,057,5689	\$7,618	\$300	\$2,494	\$1,309	\$6,983	\$18,704
Mcrary Elementary District	010323000	\$2,242,772	\$60,318	\$974,168	\$163,686	\$942,420	\$4,383,364
Total ADM:	157,5626	\$14,234	\$383	\$6,183	\$1,039	\$5,981	\$27,820
Red Mesa Unified District	010227000	\$3,787,698	\$794,673	\$2,559,657	\$1,206,807	\$4,594,470	\$12,943,305
Total ADM:	444,5437	\$8,520	\$1,788	\$5,758	\$2,715	\$10,335	\$29,116
Round Valley Unified District	010210000	\$8,498,294	\$637,509	\$1,931,760	\$1,551,591	\$4,144,251	\$16,763,405
Total ADM:	1,180,5476	\$7,199	\$540	\$1,636	\$1,314	\$3,510	\$14,200
Sanders Unified District	010218000	\$5,013,681	\$660,369	\$1,948,641	\$767,401	\$5,893,625	\$14,283,717
Total ADM:	616,9353	\$8,127	\$1,070	\$3,159	\$1,244	\$9,553	\$23,153
St Johns Unified District	010201000	\$5,528,769	\$217,009	\$1,236,011	\$882,473	\$3,378,543	\$11,242,805
Total ADM:	863,7432	\$6,401	\$251	\$1,431	\$1,022	\$3,912	\$13,016
Vernon Elementary District	010309000	\$1,156,976	\$23,316	\$450,089	\$95,245	\$819,744	\$2,545,370
Total ADM:	114,6620	\$10,090	\$203	\$3,925	\$831	\$7,149	\$22,199
Window Rock Unified District	010208000	\$11,510,995	\$1,739,403	\$3,430,473	\$2,901,890	\$12,901,024	\$32,483,785
Total ADM:	1,633,2332	\$7,048	\$1,065	\$2,100	\$1,777	\$7,899	\$19,889
Apache	Totals	\$76,841,008	\$6,235,591	\$22,765,307	\$14,710,283	\$61,882,376	\$182,434,567
Total ADM:	9,177,9162	\$8,372	\$679	\$2,480	\$1,603	\$6,743	\$19,878

Current Expenditures for Districts		Classroom Instruction	Classroom Supplies	Administration	Student Support Services	Other Support Services	Total Current Expenditures
Cochise							
Apache Elementary District	020342000	\$131,192	\$1,985	\$98,130	\$2,216	\$49,081	\$282,604
Total ADM:	8.3349	Per ADM Amounts: \$15,740	\$238	\$11,773	\$266	\$5,889	\$33,906
Ash Creek Elementary District	020453000	\$206,903	\$50,318	\$232,192	\$120,723	\$41,202	\$909,727
Total ADM:	25.3886	Per ADM Amounts: \$8,149	\$1,982	\$9,145	\$4,755	\$1,623	\$35,831
Benson Unified School District	020209000	\$7,455,456	\$265,296	\$1,728,381	\$1,562,074	\$3,932,334	\$14,943,541
Total ADM:	1,263.3628	Per ADM Amounts: \$5,901	\$210	\$1,368	\$1,236	\$3,113	\$11,828
Bisbee Unified District	020202000	\$4,127,537	\$315,047	\$1,318,308	\$289,594	\$2,315,708	\$8,346,194
Total ADM:	634.1147	Per ADM Amounts: \$6,509	\$497	\$2,079	\$425	\$3,652	\$13,162
Bowie Unified District	020214000	\$562,940	\$151,889	\$592,522	\$123,607	\$467,739	\$1,898,697
Total ADM:	56.7650	Per ADM Amounts: \$9,917	\$2,676	\$10,438	\$2,178	\$8,240	\$33,448
Cochise County Accommodation School District	020101000	\$43,119	\$883	\$99,127	\$53,365	\$1,216,066	\$1,412,560
Total ADM:	200.7472	Per ADM Amounts: \$215	\$4	\$494	\$266	\$6,058	\$7,037
Cochise Elementary District	020326000	\$983,019	\$42,593	\$217,353	\$111,388	\$473,980	\$1,828,333
Total ADM:	77.9499	Per ADM Amounts: \$12,611	\$546	\$2,788	\$1,429	\$6,081	\$23,455
Cochise Technology District	020801000	\$4,835,232	\$21,294	\$538,423	\$42,179	\$960	\$5,438,088
Total ADM:	1,056.4598	Per ADM Amounts: \$4,577	\$20	\$510	\$40	\$1	\$5,147
Double Adobe Elementary District	020345000	\$294,124	\$25,456	\$116,662	\$51,228	\$92,410	\$579,860
Total ADM:	35.7677	Per ADM Amounts: \$8,223	\$712	\$3,262	\$1,432	\$2,584	\$16,212
Douglas Unified District	020227000	\$23,331,094	\$2,669,564	\$6,013,527	\$3,807,893	\$12,273,681	\$48,095,759
Total ADM:	3,532.0077	Per ADM Amounts: \$6,606	\$756	\$1,703	\$1,078	\$3,475	\$13,617
Elfrida Elementary District	020412000	\$784,521	\$35,708	\$144,957	\$62,936	\$361,709	\$1,389,831
Total ADM:	109.2054	Per ADM Amounts: \$7,184	\$327	\$1,327	\$576	\$3,312	\$12,727
Fort Huachuca Accommodation District	020100000	\$5,347,407	\$374,800	\$2,200,382	\$1,257,961	\$2,891,703	\$12,072,253
Total ADM:	733.1422	Per ADM Amounts: \$7,294	\$511	\$3,001	\$1,716	\$3,944	\$16,466
McNeal Elementary District	020355000	\$235,542	\$0	\$121,665	\$37,356	\$299,242	\$693,805
Total ADM:	38.1495	Per ADM Amounts: \$6,174	\$0	\$3,189	\$979	\$7,844	\$18,186
Naco Elementary District	020323000	\$1,690,979	\$27,630	\$515,588	\$145,583	\$1,495,033	\$3,874,813
Total ADM:	260.4753	Per ADM Amounts: \$6,492	\$106	\$1,979	\$559	\$5,740	\$14,876
Palomitas Elementary School District 49	020349000	\$4,918,605	\$213,334	\$1,379,676	\$619,615	\$4,068,283	\$11,199,513
Total ADM:	775.3080	Per ADM Amounts: \$6,344	\$275	\$1,780	\$799	\$5,247	\$14,445
Pearce Elementary District	020422000	\$947,394	\$39,717	\$305,000	\$49,966	\$472,468	\$1,814,545
Total ADM:	114.3578	Per ADM Amounts: \$8,284	\$347	\$2,667	\$437	\$4,131	\$15,867
Pomerene Elementary District	020364000	\$739,226	\$38,740	\$282,272	\$121,753	\$504,295	\$1,686,286
Total ADM:	104.3038	Per ADM Amounts: \$7,087	\$371	\$2,706	\$1,167	\$4,835	\$16,167
San Simon Unified District	020218000	\$952,960	\$63,143	\$346,301	\$255,704	\$963,477	\$2,581,585
Total ADM:	93.3729	Per ADM Amounts: \$10,206	\$676	\$3,709	\$2,739	\$10,319	\$27,648

Current Expenditures for Districts		Classroom Instruction	Classroom Supplies	Administration	Student Support Services	Other Support Services	Total Current Expenditures
Cochise							
Sierra Vista Unified District	020268000	\$21,854,208	\$2,335,394	\$7,226,369	\$7,378,360	\$17,087,792	\$55,882,123
Total ADM:	4,228.3521	\$5,168	\$552	\$1,709	\$1,745	\$4,041	\$13,216
St David Unified District	020221000	\$0	\$90,073	\$17,569	\$14,149	\$371,961	\$493,752
Total ADM:	415.6658	\$0	\$217	\$42	\$34	\$895	\$1,188
Tombstone Unified District	020201000	\$5,616,007	\$273,989	\$1,308,245	\$1,164,759	\$44,449,898	\$52,812,898
Total ADM:	850.8416	\$6,601	\$322	\$1,538	\$1,369	\$52,242	\$62,071
Valley Union High School District	020522000	\$988,947	\$94,115	\$236,740	\$88,339	\$793,844	\$2,201,985
Total ADM:	76.4596	\$12,934	\$1,231	\$3,096	\$1,155	\$10,383	\$28,799
Willcox Unified District	020213000	\$7,681,461	\$369,536	\$1,766,993	\$1,151,549	\$3,859,564	\$14,829,103
Total ADM:	1,034.5284	\$7,425	\$357	\$1,708	\$1,113	\$3,731	\$14,334
Cochise	Totals	\$93,727,873	\$7,500,504	\$26,806,382	\$18,492,297	\$98,482,430	\$245,267,875
Total ADM:	15,725.0617	\$5,960	\$477	\$1,705	\$1,176	\$6,263	\$15,597

Current Expenditures for Districts		Classroom Instruction	Classroom Supplies	Administration	Student Support Services	Other Support Services	Total Current Expenditures
Coconino							
Chevelon Butte School District	030305000	\$0	\$0	\$0	\$0	\$0	\$0
Total ADM:	0.0000	\$0	\$0	\$0	\$0	\$0	\$0
Per ADM Amounts:							
Coconino Association for Vocation Industry and Tec	030801000	\$2,935,722	\$4,390	\$319,876	\$141,561	\$22,019	\$3,423,568
Total ADM:	574.5802	\$5,109	\$8	\$557	\$246	\$38	\$5,958
Per ADM Amounts:							
Coconino County Accommodation School District	030199000	\$896,627	\$51,639	\$762,891	\$225,325	\$520,476	\$2,456,958
Total ADM:	111.5332	\$8,039	\$463	\$6,840	\$2,020	\$4,667	\$22,029
Per ADM Amounts:							
Flagstaff Unified District	030201000	\$47,437,508	\$1,852,637	\$10,047,846	\$10,488,289	\$33,475,348	\$103,301,628
Total ADM:	8,392.5051	\$5,652	\$221	\$1,197	\$1,250	\$3,989	\$12,309
Per ADM Amounts:							
Fredonia-Mocassin Unified District	030206000	\$1,358,873	\$39,660	\$430,709	\$179,571	\$800,060	\$2,808,873
Total ADM:	147.6333	\$9,204	\$269	\$2,917	\$1,216	\$5,419	\$19,026
Per ADM Amounts:							
Grand Canyon Unified District	030204000	\$2,466,796	\$122,895	\$987,885	\$412,222	\$1,879,451	\$5,869,249
Total ADM:	234.7897	\$10,506	\$523	\$4,208	\$1,756	\$8,005	\$24,998
Per ADM Amounts:							
Maine Consolidated School District	030310000	\$1,470,877	\$36,644	\$339,389	\$202,520	\$806,605	\$2,856,035
Total ADM:	115.1427	\$12,774	\$318	\$2,948	\$1,759	\$7,005	\$24,804
Per ADM Amounts:							
Page Unified School District #8	030208000	\$14,428,307	\$357,821	\$3,400,845	\$4,598,717	\$13,235,670	\$36,021,360
Total ADM:	2,215.7829	\$6,512	\$161	\$1,535	\$2,075	\$5,973	\$16,257
Per ADM Amounts:							
Tuba City Unified School District #15	030215000	\$10,495,475	\$622,413	\$3,810,508	\$2,392,409	\$10,497,773	\$27,818,578
Total ADM:	1,369.7340	\$7,662	\$454	\$2,782	\$1,747	\$7,664	\$20,309
Per ADM Amounts:							
Williams Unified District	030202000	\$4,493,211	\$266,667	\$1,639,646	\$408,981	\$2,247,480	\$9,055,985
Total ADM:	613.9677	\$7,318	\$434	\$2,671	\$666	\$3,661	\$14,750
Per ADM Amounts:							
Coconino	Totals	\$85,983,396	\$3,354,766	\$21,739,595	\$19,049,595	\$63,484,882	\$193,612,234
Total ADM:	13,775.6688	\$6,242	\$244	\$1,578	\$1,383	\$4,608	\$14,055
Per ADM Amounts:							

Current Expenditures for Districts		Classroom Instruction	Classroom Supplies	Administration	Student Support Services	Other Support Services	Total Current Expenditures
Gila							
Gila County Regional School District	040149000	\$201,533	\$23,407	\$89,268	\$11,177	\$20,889	\$346,274
Total ADM:	6.5555	Per ADM Amounts: \$30,743	\$3,571	\$13,617	\$1,705	\$3,186	\$52,822
Globe Unified District	040201000	\$8,262,975	\$653,871	\$2,539,177	\$1,277,818	\$5,776,588	\$18,510,429
Total ADM:	1,565.7491	Per ADM Amounts: \$5,277	\$418	\$1,622	\$816	\$3,689	\$11,822
Heyden-Winkelman Unified District	040241000	\$2,387,748	\$78,873	\$591,927	\$290,148	\$1,592,689	\$4,941,385
Total ADM:	283.4775	Per ADM Amounts: \$8,423	\$278	\$2,088	\$1,024	\$5,618	\$17,431
Miami Unified District	040240000	\$4,581,458	\$367,890	\$1,833,620	\$812,714	\$3,179,451	\$10,775,133
Total ADM:	880.5023	Per ADM Amounts: \$5,203	\$418	\$2,082	\$923	\$3,611	\$12,237
Payson Unified District	040210000	\$12,774,604	\$915,775	\$3,010,985	\$2,718,684	\$7,973,540	\$27,393,588
Total ADM:	2,127.9619	Per ADM Amounts: \$6,003	\$430	\$1,415	\$1,278	\$3,747	\$12,873
Pine Strawberry Elementary District	040312000	\$1,965,035	\$35,260	\$813,740	\$110,872	\$902,207	\$3,827,114
Total ADM:	101.2761	Per ADM Amounts: \$19,403	\$348	\$8,035	\$1,095	\$8,908	\$37,789
San Carlos Unified District	040220000	\$10,044,386	\$579,610	\$4,223,680	\$2,370,869	\$9,325,774	\$26,544,319
Total ADM:	1,354.6784	Per ADM Amounts: \$7,415	\$428	\$3,118	\$1,750	\$6,884	\$19,595
Tonto Basin Elementary District	040330000	\$547,325	\$31,165	\$495,920	\$64,504	\$383,248	\$1,522,162
Total ADM:	71.3312	Per ADM Amounts: \$7,673	\$437	\$6,952	\$904	\$5,373	\$21,339
Young Elementary District	040305000	\$919,705	\$40,544	\$323,405	\$81,845	\$327,298	\$1,692,797
Total ADM:	45.4350	Per ADM Amounts: \$20,242	\$892	\$7,118	\$1,801	\$7,204	\$37,258
Gila	Totals	\$41,684,769	\$2,726,395	\$13,921,722	\$7,738,631	\$29,481,684	\$95,553,201
Total ADM:	6,436.9670	Per ADM Amounts: \$6,476	\$424	\$2,163	\$1,202	\$4,580	\$14,844

Current Expenditures for Districts		Classroom Instruction	Classroom Supplies	Administration	Student Support Services	Other Support Services	Total Current Expenditures
Graham							
Bonita Elementary District	050316000	\$1,240,987	\$14,812	\$371,309	\$45,649	\$457,344	\$2,130,101
Total ADM:	78.1061	\$15,888	\$190	\$4,754	\$584	\$5,855	\$27,272
Fort Thomas Unified District	050207000	\$6,697,064	\$575,349	\$1,751,359	\$863,938	\$3,569,463	\$13,457,173
Total ADM:	607.2224	\$11,029	\$948	\$2,884	\$1,423	\$5,878	\$22,162
Gila Institute for Technology	050802000	\$508,887	\$60,517	\$406,407	\$233,478	\$97,289	\$1,306,578
Total ADM:	546.4656	\$931	\$111	\$744	\$427	\$178	\$2,391
Klondyke Elementary District	050309000	\$0	\$0	\$0	\$0	\$0	\$0
Total ADM:	0.0000	\$0	\$0	\$0	\$0	\$0	\$0
Pima Unified District	050206000	\$8,297,598	\$327,124	\$1,325,424	\$630,588	\$2,223,675	\$12,804,409
Total ADM:	1,026.6481	\$8,082	\$319	\$1,291	\$614	\$2,166	\$12,472
Safford Unified District	050201000	\$16,894,241	\$2,008,358	\$3,585,938	\$1,574,873	\$8,669,601	\$32,733,011
Total ADM:	2,750.5688	\$6,142	\$730	\$1,304	\$573	\$3,152	\$11,900
Solomon Elementary District	050305000	\$1,403,884	\$53,197	\$509,337	\$61,697	\$558,587	\$2,586,702
Total ADM:	160.7766	\$8,732	\$331	\$3,168	\$384	\$3,474	\$16,089
Thatcher Unified District	050204000	\$8,744,570	\$289,815	\$1,934,103	\$1,026,246	\$3,502,667	\$15,497,401
Total ADM:	1,720.9675	\$5,081	\$168	\$1,124	\$596	\$2,035	\$9,005
Graham	Totals	\$43,787,231	\$3,329,172	\$9,883,877	\$4,436,469	\$19,078,626	\$80,515,375
Total ADM:	6,890.7551	\$6,354	\$483	\$1,434	\$644	\$2,769	\$11,685

Current Expenditures for Districts		Classroom Instruction	Classroom Supplies	Administration	Student Support Services	Other Support Services	Total Current Expenditures
Greenlee							
Blue Elementary District		\$97,114	\$1,112	\$22,545	\$0	\$0	\$120,771
Total ADM:	13,4700	\$7,210	\$83	\$1,674	\$0	\$0	\$8,966
Duncan Unified District		\$2,106,394	\$65,982	\$917,731	\$181,611	\$1,305,358	\$4,577,076
Total ADM:	352,6837	\$5,972	\$187	\$2,602	\$515	\$3,701	\$12,977
Eagle Elementary District		\$0	\$0	\$6,644	\$0	\$0	\$6,644
Total ADM:	0,0000	\$0	\$0	\$0	\$0	\$0	\$0
Morenci Unified District		\$8,926,825	\$423,330	\$1,855,616	\$660,403	\$5,348,259	\$17,214,434
Total ADM:	1,344,5717	\$6,639	\$315	\$1,380	\$491	\$3,978	\$12,803
Greenlee		\$11,130,333	\$490,424	\$2,802,536	\$842,014	\$6,653,617	\$21,918,925
Total ADM:	1,710,7354	\$6,506	\$287	\$1,638	\$492	\$3,889	\$12,813

Current Expenditures for Districts		Classroom Instruction	Classroom Supplies	Administration	Student Support Services	Other Support Services	Total Current Expenditures
La Paz							
Bicentennial Union High School District	150576000	\$1,112,708	\$32,199	\$285,359	\$77,251	\$832,226	\$2,339,743
Total ADM:	118.6967	\$9,374	\$271	\$2,404	\$651	\$7,011	\$19,712
Bouse Elementary District	150426000	\$472,232	\$65,199	\$219,778	\$60,906	\$486,974	\$1,305,089
Total ADM:	49.1290	\$9,612	\$1,327	\$4,473	\$1,240	\$9,912	\$26,565
Parker Unified School District	150227000	\$11,669,422	\$508,448	\$2,660,689	\$2,272,711	\$6,133,350	\$23,244,620
Total ADM:	1,636.4130	\$7,131	\$311	\$1,626	\$1,389	\$3,748	\$14,205
Quartzsite Elementary District	150404000	\$869,370	\$23,742	\$498,423	\$70,542	\$687,340	\$2,149,417
Total ADM:	152.7224	\$5,692	\$155	\$3,264	\$462	\$4,501	\$14,074
Salome Consolidated Elementary District	150430000	\$947,610	\$8,407	\$380,653	\$135,520	\$757,779	\$2,229,969
Total ADM:	102.1104	\$9,280	\$82	\$3,728	\$1,327	\$7,421	\$21,839
Wenden Elementary District	150419000	\$250	\$9,041	\$3,371	\$0	\$37,138	\$49,800
Total ADM:	64.3926	\$4	\$140	\$52	\$0	\$577	\$773
La Paz Totals		\$15,071,592	\$647,036	\$4,048,273	\$2,616,930	\$8,934,807	\$31,318,638
Total ADM:	2,123.4641	\$7,098	\$305	\$1,906	\$1,232	\$4,208	\$14,749

Current Expenditures for Districts		Classroom Instruction	Classroom Supplies	Administration	Student Support Services	Other Support Services	Total Current Expenditures
Marricopa							
Agua Fria Union High School District	070516000	\$51,085,132	\$2,551,738	\$12,378,109	\$10,430,745	\$31,499,193	\$107,944,917
Total ADM:	9,741.9525	\$5,244	\$262	\$1,271	\$1,071	\$3,233	\$11,080
Agua Elementary District	070363000	\$1,054,591	\$57,607	\$329,273	\$116,531	\$452,877	\$2,010,879
Total ADM:	120.8881	\$8,723	\$476	\$2,724	\$964	\$3,746	\$16,633
Alhambra Elementary District	070468000	\$71,097,796	\$4,740,860	\$14,858,000	\$14,800,129	\$61,920,180	\$167,416,965
Total ADM:	9,322.7214	\$7,626	\$509	\$1,594	\$1,588	\$6,642	\$17,958
Arlington Elementary District	070447000	\$2,573,401	\$33,608	\$485,682	\$143,174	\$1,021,474	\$4,257,339
Total ADM:	290.8766	\$8,847	\$116	\$1,670	\$492	\$3,512	\$14,636
Avondale Elementary District	070444000	\$30,928,604	\$2,555,599	\$8,396,107	\$6,427,419	\$18,285,810	\$66,591,539
Total ADM:	5,622.9380	\$5,500	\$454	\$1,493	\$1,143	\$3,252	\$11,843
Balsz Elementary District	070431000	\$15,322,445	\$706,332	\$5,655,740	\$3,080,716	\$17,800,705	\$42,565,938
Total ADM:	1,959.1086	\$7,821	\$361	\$2,887	\$1,573	\$9,086	\$21,727
Buckeye Elementary District	070433000	\$22,426,526	\$1,726,427	\$7,512,379	\$5,391,632	\$16,441,098	\$53,498,062
Total ADM:	5,483.7429	\$4,090	\$315	\$1,370	\$983	\$2,998	\$9,756
Buckeye Union High School District	070501000	\$28,750,408	\$734,670	\$6,256,609	\$5,544,198	\$17,190,733	\$58,476,618
Total ADM:	5,377.7164	\$5,346	\$137	\$1,163	\$1,031	\$3,197	\$10,874
Cartwright Elementary District	070483000	\$72,578,891	\$3,571,003	\$18,757,282	\$14,158,370	\$42,714,895	\$151,780,441
Total ADM:	12,830.0849	\$5,657	\$278	\$1,462	\$1,104	\$3,329	\$11,830
Cave Creek Unified District	070293000	\$21,090,472	\$885,455	\$5,441,075	\$3,939,433	\$12,099,170	\$43,455,604
Total ADM:	4,095.2257	\$5,150	\$216	\$1,329	\$962	\$2,954	\$10,611
Chandler Unified District #80	070280000	\$259,617,374	\$11,992,404	\$45,521,017	\$45,859,919	\$125,734,831	\$488,725,545
Total ADM:	41,573.9161	\$6,245	\$288	\$1,095	\$1,103	\$3,024	\$11,756
Creighton Elementary District	070414000	\$32,061,058	\$2,310,205	\$7,187,988	\$9,493,005	\$22,030,680	\$73,082,936
Total ADM:	4,580.8918	\$6,999	\$504	\$1,569	\$2,072	\$4,809	\$15,954
Deer Valley Unified District	070297000	\$203,618,807	\$11,448,938	\$32,482,653	\$28,682,218	\$81,232,982	\$357,465,598
Total ADM:	31,226.2597	\$6,521	\$367	\$1,040	\$919	\$2,601	\$11,448
Dysart Unified District	070289000	\$131,446,541	\$3,816,692	\$21,318,061	\$26,852,179	\$62,616,277	\$246,049,750
Total ADM:	21,835.8702	\$6,020	\$175	\$976	\$1,230	\$2,868	\$11,268
East Valley Institute of Technology	070801000	\$52,967,224	\$2,341,323	\$8,765,265	\$2,497,192	\$6,930,270	\$73,501,274
Total ADM:	11,062.9625	\$4,788	\$212	\$792	\$226	\$626	\$6,644
Fountain Hills Unified District	070298000	\$6,926,796	\$337,778	\$2,607,162	\$1,373,572	\$5,023,358	\$16,268,666
Total ADM:	1,055.6225	\$6,562	\$320	\$2,470	\$1,301	\$4,759	\$15,411
Fowler Elementary District	070445000	\$19,318,844	\$622,107	\$5,981,980	\$2,590,550	\$6,599,378	\$35,112,859
Total ADM:	3,309.7751	\$5,837	\$188	\$1,807	\$783	\$1,994	\$10,609
Gila Bend Unified District	070224000	\$2,610,474	\$170,806	\$1,087,869	\$486,705	\$2,136,509	\$6,492,363
Total ADM:	478.7537	\$5,453	\$357	\$2,272	\$1,017	\$4,463	\$13,561

Current Expenditures for Districts		Classroom Instruction	Classroom Supplies	Administration	Student Support Services	Other Support Services	Total Current Expenditures
Maricopa							
Gilbert Unified District	070241000	\$196,141,341	\$3,847,888	\$29,067,883	\$33,215,389	\$81,404,564	\$343,677,065
Total ADM:	31,028,4270	Per ADM Amounts: \$6,321	\$124	\$937	\$1,070	\$2,624	\$11,076
Glendale Elementary District	070440000	\$51,108,373	\$4,551,348	\$11,928,878	\$10,463,101	\$29,934,381	\$107,986,081
Total ADM:	8,288,6803	Per ADM Amounts: \$6,166	\$549	\$1,439	\$1,262	\$3,611	\$13,028
Glendale Union High School District	070505000	\$106,029,910	\$3,863,678	\$12,508,007	\$19,004,654	\$49,185,809	\$190,592,058
Total ADM:	16,179,3526	Per ADM Amounts: \$6,553	\$239	\$773	\$1,175	\$3,040	\$11,760
Higley Unified School District	070260000	\$71,738,648	\$1,650,763	\$13,918,268	\$9,141,264	\$31,536,490	\$127,985,433
Total ADM:	12,509,2546	Per ADM Amounts: \$5,735	\$132	\$1,113	\$731	\$2,521	\$10,231
Isaac Elementary District	070405000	\$40,810,934	\$1,794,561	\$17,047,676	\$8,651,170	\$25,876,493	\$94,180,834
Total ADM:	4,458,9310	Per ADM Amounts: \$9,153	\$402	\$3,823	\$1,940	\$5,803	\$21,122
Kyrene Elementary District	070428000	\$82,388,677	\$3,484,389	\$29,240,956	\$14,542,200	\$34,964,978	\$164,621,200
Total ADM:	13,034,3877	Per ADM Amounts: \$6,321	\$267	\$2,243	\$1,116	\$2,683	\$12,630
Laveen Elementary District	070459000	\$40,427,210	\$1,712,142	\$7,393,162	\$6,098,648	\$24,568,487	\$80,199,649
Total ADM:	7,368,1071	Per ADM Amounts: \$5,487	\$232	\$1,003	\$828	\$3,334	\$10,885
Liberty Elementary District	070425000	\$24,575,016	\$2,200,934	\$5,475,564	\$4,036,012	\$12,508,442	\$48,795,968
Total ADM:	4,195,8787	Per ADM Amounts: \$5,857	\$525	\$1,305	\$962	\$2,981	\$11,629
Litchfield Elementary District	070479000	\$58,584,989	\$3,637,690	\$10,144,260	\$9,589,663	\$25,699,821	\$107,656,423
Total ADM:	9,905,6068	Per ADM Amounts: \$5,914	\$367	\$1,024	\$968	\$2,594	\$10,868
Littleton Elementary District	070465000	\$30,354,236	\$2,288,261	\$6,566,681	\$6,256,990	\$17,634,638	\$63,100,807
Total ADM:	5,584,6995	Per ADM Amounts: \$5,435	\$410	\$1,176	\$1,120	\$3,158	\$11,299
Madison Elementary District	070438000	\$28,586,317	\$2,303,285	\$7,686,437	\$6,655,269	\$17,330,232	\$62,563,540
Total ADM:	5,291,0563	Per ADM Amounts: \$5,403	\$435	\$1,453	\$1,258	\$3,275	\$11,824
Maricopa County Regional School District	070199000	\$1,144,210	\$41,811	\$723,825	\$201,533	\$654,898	\$2,766,277
Total ADM:	292,7954	Per ADM Amounts: \$3,908	\$143	\$2,472	\$688	\$2,237	\$9,448
Mesa Unified District	070204000	\$344,986,268	\$13,897,403	\$59,331,945	\$76,642,523	\$160,884,920	\$655,743,059
Total ADM:	53,093,9659	Per ADM Amounts: \$6,498	\$262	\$1,117	\$1,444	\$3,030	\$12,351
Mobile Elementary District	070386000	\$416,020	\$22,409	\$211,012	\$18,634	\$271,064	\$939,139
Total ADM:	32,8386	Per ADM Amounts: \$12,669	\$682	\$6,426	\$567	\$8,254	\$28,599
Morrison Elementary District	070375000	\$1,070,311	\$48,807	\$262,755	\$184,024	\$429,526	\$1,995,423
Total ADM:	123,6589	Per ADM Amounts: \$8,655	\$395	\$2,125	\$1,488	\$3,473	\$16,137
Murphy Elementary District	070421000	\$6,228,678	\$137,849	\$2,828,073	\$1,570,470	\$4,227,411	\$14,992,481
Total ADM:	1,050,1064	Per ADM Amounts: \$5,931	\$131	\$2,693	\$1,496	\$4,026	\$14,277
Nadaburg Unified School District	070281000	\$8,228,876	\$744,702	\$1,921,073	\$1,247,157	\$4,006,064	\$16,147,872
Total ADM:	1,363,2652	Per ADM Amounts: \$6,036	\$546	\$1,409	\$915	\$2,939	\$11,845
Osborn Elementary District	070408000	\$15,407,628	\$812,996	\$3,679,598	\$3,191,789	\$11,059,819	\$34,151,831
Total ADM:	2,225,1525	Per ADM Amounts: \$6,924	\$365	\$1,654	\$1,434	\$4,970	\$15,348
Palo Verde Elementary District	070449000	\$2,804,509	\$286,502	\$813,067	\$458,267	\$1,489,633	\$5,851,978
Total ADM:	445,6340	Per ADM Amounts: \$6,293	\$643	\$1,825	\$1,028	\$3,343	\$13,132

Current Expenditures for Districts		Classroom Instruction	Classroom Supplies	Administration	Student Support Services	Other Support Services	Total Current Expenditures
Maricopa							
Paloma School District	070394000	\$1,186,955	\$58,625	\$377,730	\$174,062	\$1,123,832	\$2,921,204
Total ADM:	93,2335	\$12,731	\$629	\$4,051	\$1,867	\$12,054	\$31,332
Paradise Valley Unified District	070269000	\$173,556,713	\$13,872,236	\$23,531,782	\$40,204,296	\$75,961,752	\$327,126,780
Total ADM:	25,904,8912	\$6,700	\$536	\$908	\$1,552	\$2,932	\$12,628
Pendegast Elementary District	070492000	\$46,030,270	\$1,677,518	\$10,423,979	\$10,528,693	\$25,414,290	\$94,074,750
Total ADM:	7,694,3782	\$5,982	\$218	\$1,355	\$1,368	\$3,303	\$12,226
Peoria Unified School District	070211000	\$199,544,063	\$17,824,154	\$36,864,910	\$45,145,479	\$84,602,454	\$383,981,060
Total ADM:	33,686,7838	\$5,924	\$529	\$1,094	\$1,340	\$2,511	\$11,399
Phoenix Elementary District	070401000	\$45,421,850	\$3,548,551	\$9,399,320	\$11,622,262	\$27,909,309	\$97,901,291
Total ADM:	4,624,0330	\$9,823	\$767	\$2,033	\$2,513	\$6,036	\$21,172
Phoenix Union High School District	070510000	\$173,014,800	\$8,487,517	\$42,893,909	\$41,640,989	\$110,780,395	\$376,817,609
Total ADM:	26,154,8231	\$6,615	\$325	\$1,640	\$1,592	\$4,236	\$14,407
Queen Creek Unified District	070295000	\$72,088,411	\$2,885,940	\$13,219,674	\$12,135,247	\$36,143,672	\$136,472,944
Total ADM:	13,618,2280	\$5,294	\$212	\$971	\$891	\$2,654	\$10,021
Riverside Elementary District	070402000	\$4,462,581	\$513,103	\$2,195,194	\$685,032	\$3,635,640	\$11,491,550
Total ADM:	779,8969	\$5,722	\$658	\$2,815	\$878	\$4,662	\$14,735
Roosevelt Elementary District	070466000	\$48,346,202	\$2,186,904	\$13,211,700	\$16,110,042	\$34,247,759	\$114,102,607
Total ADM:	6,842,5943	\$7,065	\$320	\$1,931	\$2,354	\$5,005	\$16,675
Saddle Mountain Unified School District	070290000	\$17,133,360	\$628,464	\$2,870,422	\$3,702,049	\$11,725,605	\$36,059,899
Total ADM:	3,070,0743	\$5,581	\$205	\$935	\$1,206	\$3,819	\$11,746
Scottsdale Unified District	070248000	\$125,676,341	\$9,507,567	\$34,868,939	\$28,477,818	\$63,862,584	\$262,393,249
Total ADM:	19,774,4566	\$6,355	\$481	\$1,763	\$1,440	\$3,230	\$13,269
Sentinel Elementary District	070371000	\$1,530,663	\$65,664	\$220,099	\$19,522	\$783,389	\$2,619,337
Total ADM:	33,8250	\$45,252	\$1,941	\$6,507	\$577	\$23,160	\$77,438
Tempe School District	070403000	\$68,805,073	\$1,909,462	\$13,527,455	\$14,644,856	\$40,674,758	\$139,561,604
Total ADM:	9,575,4885	\$7,186	\$199	\$1,413	\$1,529	\$4,248	\$14,575
Tempe Union High School District	070513000	\$67,773,134	\$2,196,372	\$17,369,584	\$13,662,053	\$46,063,144	\$147,064,287
Total ADM:	11,758,4249	\$5,764	\$187	\$1,477	\$1,162	\$3,917	\$12,507
Tolleson Elementary District	070417000	\$16,447,142	\$576,250	\$3,807,358	\$3,005,523	\$9,834,447	\$33,670,719
Total ADM:	2,630,3330	\$6,253	\$219	\$1,447	\$1,143	\$3,739	\$12,801
Tolleson Union High School District	070514000	\$80,202,218	\$2,978,305	\$19,597,800	\$14,372,352	\$42,364,882	\$159,515,558
Total ADM:	13,499,1092	\$5,941	\$221	\$1,452	\$1,065	\$3,138	\$11,817
Union Elementary District	070462000	\$9,754,167	\$0	\$2,661,313	\$1,819,391	\$4,450,742	\$18,685,613
Total ADM:	1,578,3168	\$6,180	\$0	\$1,686	\$1,153	\$2,820	\$11,839
Washington Elementary School District	070406000	\$131,216,243	\$3,974,657	\$41,845,141	\$21,996,577	\$72,593,458	\$271,626,076
Total ADM:	17,684,2502	\$7,420	\$225	\$2,366	\$1,244	\$4,105	\$15,360
West-MEC - Western Maricopa Education Center	070802000	\$28,327,082	\$870,287	\$7,274,018	\$2,325,975	\$9,734,748	\$48,532,110
Total ADM:	12,385,0621	\$2,287	\$70	\$587	\$188	\$786	\$3,919

Current Expenditures for Districts		Classroom Instruction	Classroom Supplies	Administration	Student Support Services	Other Support Services	Total Current Expenditures
Maricopa							
Wickenburg Unified District	070209000	\$6,585,910	\$1,093,953	\$1,984,931	\$1,105,856	\$4,911,439	\$15,682,089
Total ADM:	1,176,6796	\$5,597	\$930	\$1,687	\$940	\$4,174	\$13,327
Wilson Elementary District	070407000	\$6,922,057	\$558,762	\$2,148,177	\$1,345,600	\$4,723,935	\$15,698,531
Total ADM:	898,0622	\$7,708	\$622	\$2,392	\$1,498	\$5,260	\$17,480
Maricopa	Totals	\$3,460,532,770	\$173,345,261	\$726,064,805	\$677,760,118	\$1,776,940,325	\$6,814,643,278
Total ADM:	559,904,0596	\$6,181	\$310	\$1,297	\$1,210	\$3,174	\$12,171

Current Expenditures for Districts		Classroom Instruction	Classroom Supplies	Administration	Student Support Services	Other Support Services	Total Current Expenditures
Mohave							
Bullhead City School District	080415000	\$11,604,624	\$661,830	\$3,502,754	\$1,390,136	\$9,035,379	\$26,194,723
Total ADM:	2,070.4093	\$5,605	\$320	\$1,692	\$671	\$4,364	\$12,652
Colorado City Unified District	080214000	\$4,612,722	\$388,055	\$625,232	\$778,107	\$2,367,419	\$8,771,535
Total ADM:	499.7196	\$9,231	\$777	\$1,251	\$1,557	\$4,737	\$17,553
Colorado River Union High School District	080502000	\$8,663,664	\$369,609	\$2,484,665	\$1,796,629	\$8,688,170	\$22,002,737
Total ADM:	1,744.7643	\$4,966	\$212	\$1,424	\$1,030	\$4,980	\$12,611
Hackberry School District	080303000	\$439,105	\$14,911	\$251,803	\$38,367	\$469,612	\$1,213,798
Total ADM:	45.2095	\$9,713	\$330	\$5,570	\$849	\$10,387	\$26,848
Kingman Unified School District	080220000	\$32,240,339	\$2,335,758	\$6,426,617	\$7,841,458	\$19,843,439	\$68,687,610
Total ADM:	6,792.2575	\$4,747	\$344	\$946	\$1,154	\$2,921	\$10,113
Lake Havasu Unified District	080201000	\$28,159,386	\$1,229,370	\$6,131,623	\$3,760,008	\$13,491,378	\$52,791,765
Total ADM:	4,930.7145	\$5,711	\$249	\$1,244	\$767	\$2,736	\$10,707
Littlefield Unified District	080209000	\$2,385,193	\$91,122	\$630,049	\$520,146	\$1,362,226	\$4,988,736
Total ADM:	332.2972	\$7,178	\$274	\$1,896	\$1,565	\$4,099	\$15,013
Mohave Valley Elementary District	080416000	\$5,859,620	\$723,559	\$1,777,303	\$1,032,410	\$5,287,066	\$14,679,958
Total ADM:	1,168.3161	\$5,015	\$619	\$1,521	\$884	\$4,525	\$12,565
Owens School District No.6	080306000	\$216,194	\$10,690	\$92,495	\$18,725	\$166,673	\$504,778
Total ADM:	10.1760	\$21,246	\$1,051	\$9,090	\$1,840	\$16,379	\$49,605
Peach Springs Unified District	080208000	\$1,857,052	\$213,234	\$1,448,886	\$479,423	\$1,670,128	\$5,668,723
Total ADM:	157.5315	\$11,788	\$1,354	\$9,197	\$3,043	\$10,602	\$35,985
Topock Elementary District	080412000	\$404,861	\$59,192	\$460,239	\$18,634	\$562,702	\$1,505,628
Total ADM:	88.9686	\$4,551	\$665	\$5,173	\$209	\$6,325	\$16,923
Valentine Elementary District	080322000	\$675,296	\$143,598	\$338,284	\$69,664	\$555,321	\$1,782,163
Total ADM:	80.2656	\$8,413	\$1,789	\$4,215	\$688	\$6,919	\$22,203
Western Arizona Vocational District #50	080850000	\$28,581,470	\$67,821	\$432,873	\$470,162	\$660,678	\$30,213,004
Total ADM:	1,114.9518	\$25,635	\$61	\$388	\$422	\$593	\$27,098
Yucca Elementary District	080313000	\$278,220	\$18,195	\$147,834	\$45,470	\$134,196	\$623,915
Total ADM:	24.4044	\$11,400	\$746	\$6,058	\$1,863	\$5,499	\$25,566
Mohave	Totals	\$125,977,746	\$6,326,944	\$24,750,657	\$18,279,339	\$64,294,387	\$239,629,073
Total ADM:	19,059.9869	\$6,610	\$332	\$1,299	\$959	\$3,373	\$12,572

Current Expenditures for Districts		Classroom Instruction	Classroom Supplies	Administration	Student Support Services	Other Support Services	Total Current Expenditures
Navajo							
Blue Ridge Unified School District No. 32	090232000	\$10,346,341	\$492,259	\$2,181,825	\$1,598,721	\$6,217,521	\$20,836,667
Total ADM:	1,581,5543	\$6,542	\$311	\$1,380	\$1,011	\$3,931	\$13,175
Cedar Unified District	090225000	\$2,104,781	\$44,488	\$965,714	\$350,403	\$1,695,199	\$5,160,585
Total ADM:	115,8761	\$18,164	\$384	\$8,334	\$3,024	\$14,629	\$44,535
Heber-Overgaard Unified District	090206000	\$3,180,140	\$142,805	\$918,798	\$323,206	\$1,727,217	\$6,292,166
Total ADM:	482,6321	\$6,589	\$296	\$1,904	\$670	\$3,579	\$13,037
Holbrook Unified District	090203000	\$12,811,971	\$1,041,953	\$3,131,932	\$2,196,646	\$7,166,356	\$26,348,859
Total ADM:	1,675,8679	\$7,645	\$622	\$1,869	\$1,311	\$4,276	\$15,723
Joseph City Unified District	090202000	\$2,988,644	\$186,368	\$1,062,459	\$745,114	\$2,390,384	\$7,372,969
Total ADM:	417,9103	\$7,151	\$446	\$2,542	\$1,783	\$5,720	\$17,642
Kayenta Unified School District #27	090227000	\$13,151,812	\$598,113	\$4,001,182	\$3,210,278	\$12,892,880	\$33,854,264
Total ADM:	1,542,1758	\$8,528	\$388	\$2,595	\$2,082	\$8,360	\$21,952
Navajo County Accommodation District #99	090199000	\$154,473	\$9,228	\$161,775	\$37,878	\$90,594	\$453,948
Total ADM:	20,2145	\$7,642	\$457	\$8,003	\$1,874	\$4,482	\$22,457
Northeast Arizona Technological Institute of Vocat	090336000	\$2,275,401	\$60,695	\$746,860	\$96,688	\$257,332	\$3,436,976
Total ADM:	675,5778	\$3,368	\$90	\$1,106	\$143	\$381	\$5,087
Northern Arizona Vocational Institute of Technolog	090835000	\$4,743,052	\$36,849	\$411,281	\$98,578	\$268,486	\$5,558,246
Total ADM:	1,169,8925	\$4,054	\$31	\$352	\$84	\$229	\$4,751
Pinon Unified District	090204000	\$8,094,316	\$474,358	\$3,628,849	\$1,573,559	\$11,123,396	\$24,894,478
Total ADM:	979,1822	\$6,266	\$484	\$3,706	\$1,607	\$11,360	\$25,424
Show Low Unified District	090210000	\$12,509,507	\$813,482	\$3,447,164	\$1,999,322	\$6,924,931	\$25,694,406
Total ADM:	2,362,5549	\$5,295	\$344	\$1,459	\$846	\$2,931	\$10,876
Snowflake Unified District	090205000	\$12,884,507	\$914,165	\$2,361,781	\$2,043,328	\$5,817,245	\$24,021,026
Total ADM:	2,709,6463	\$4,755	\$337	\$872	\$754	\$2,147	\$8,865
Whiteriver Unified District	090220000	\$15,321,346	\$467,488	\$3,096,227	\$2,654,619	\$9,602,621	\$31,142,301
Total ADM:	2,227,7093	\$6,878	\$210	\$1,390	\$1,192	\$4,311	\$13,980
Winslow Unified District	090201000	\$10,476,494	\$547,875	\$2,280,100	\$1,297,586	\$7,073,585	\$21,675,639
Total ADM:	1,779,4549	\$5,887	\$308	\$1,281	\$729	\$3,975	\$12,181
Navajo Totals		\$111,042,786	\$5,830,127	\$28,395,947	\$18,225,925	\$73,247,746	\$236,742,530
Total ADM:	17,740,2489	\$6,259	\$329	\$1,601	\$1,027	\$4,129	\$13,345

Current Expenditures for Districts		Classroom Instruction	Classroom Supplies	Administration	Student Support Services	Other Support Services	Total Current Expenditures
Pima							
Ajo Unified District	100215000	\$2,391,337	\$146,677	\$912,550	\$393,463	\$1,436,954	\$5,280,981
Total ADM:	383.2946	Per ADM Amounts: \$6,239	\$383	\$2,381	\$1,027	\$3,749	\$13,778
Altar Valley Elementary District	100351000	\$2,832,862	\$37,655	\$1,008,562	\$510,926	\$2,683,243	\$7,073,248
Total ADM:	492.5809	Per ADM Amounts: \$5,751	\$76	\$2,048	\$1,037	\$5,447	\$14,360
Amphitheater Unified District	100210000	\$70,942,496	\$6,023,941	\$31,174,067	\$13,807,413	\$51,995,242	\$173,943,159
Total ADM:	11,352.2497	Per ADM Amounts: \$6,249	\$531	\$2,746	\$1,216	\$4,580	\$15,322
Baboquivari Unified School District #40	100240000	\$6,540,277	\$373,395	\$3,605,526	\$1,688,034	\$8,806,995	\$21,014,227
Total ADM:	995.9745	Per ADM Amounts: \$6,567	\$375	\$3,620	\$1,695	\$8,843	\$21,099
Catalina Foothills Unified District	100216000	\$27,373,256	\$964,113	\$5,642,980	\$4,087,654	\$13,902,378	\$51,970,381
Total ADM:	4,866.8424	Per ADM Amounts: \$5,624	\$198	\$1,159	\$840	\$2,857	\$10,678
Continental Elementary District	100339000	\$4,136,018	\$189,107	\$1,129,944	\$701,130	\$2,521,604	\$8,677,803
Total ADM:	573.8496	Per ADM Amounts: \$7,207	\$330	\$1,969	\$1,222	\$4,394	\$15,122
Empire Elementary District	100337000	\$231,660	\$0	\$0	\$0	\$5,615	\$237,275
Total ADM:	0.0000	Per ADM Amounts: \$0	\$0	\$0	\$0	\$0	\$0
Flowing Wells Unified District	100208000	\$31,662,690	\$1,230,262	\$6,094,358	\$5,753,332	\$15,264,741	\$60,005,383
Total ADM:	5,002.6068	Per ADM Amounts: \$6,329	\$246	\$1,218	\$1,150	\$3,051	\$11,995
Marana Unified District	100206000	\$78,108,799	\$2,163,185	\$12,302,847	\$14,145,742	\$39,542,181	\$146,262,754
Total ADM:	12,305.7577	Per ADM Amounts: \$6,347	\$176	\$1,000	\$1,150	\$3,213	\$11,886
Pima County Accommodation School District	100100000	\$12,283,815	\$13,984	\$342,252	\$302,418	\$48,573	\$12,991,042
Total ADM:	1,684.5932	Per ADM Amounts: \$7,292	\$8	\$203	\$180	\$29	\$7,712
Pima County JTED	100811000	\$30,055,009	\$381,655	\$4,360,899	\$1,319,088	\$3,118,167	\$39,234,818
Total ADM:	5,770.6617	Per ADM Amounts: \$5,208	\$66	\$756	\$229	\$540	\$6,799
Redington Elementary District	100344000	\$0	\$0	\$0	\$0	\$5,731	\$5,731
Total ADM:	0.0000	Per ADM Amounts: \$0	\$0	\$0	\$0	\$0	\$0
Sahuaria Unified District	100230000	\$31,220,007	\$1,597,290	\$6,671,107	\$5,233,802	\$15,399,413	\$60,121,619
Total ADM:	6,142.2674	Per ADM Amounts: \$5,083	\$260	\$1,086	\$852	\$2,507	\$9,788
San Fernando Elementary District	100335000	\$232,492	\$1,903	\$104,680	\$2,597	\$193,593	\$535,265
Total ADM:	14.1950	Per ADM Amounts: \$16,378	\$134	\$7,374	\$183	\$13,638	\$37,708
Sunnyside Unified District	100212000	\$78,882,010	\$1,787,940	\$16,292,512	\$16,948,103	\$44,115,137	\$158,025,702
Total ADM:	13,470.5018	Per ADM Amounts: \$5,856	\$133	\$1,209	\$1,258	\$3,275	\$11,731
Tanque Verde Unified District	100213000	\$11,966,630	\$453,727	\$3,120,748	\$2,221,383	\$5,410,077	\$23,172,565
Total ADM:	2,111.8983	Per ADM Amounts: \$5,666	\$215	\$1,478	\$1,052	\$2,562	\$10,972
Tucson Unified District	100201000	\$263,531,631	\$5,207,137	\$51,909,838	\$59,097,296	\$169,766,138	\$549,512,040
Total ADM:	38,003.9799	Per ADM Amounts: \$6,934	\$137	\$1,366	\$1,555	\$4,467	\$14,459
Vail Unified District	100220000	\$75,537,035	\$1,916,190	\$16,965,053	\$13,855,844	\$41,103,419	\$149,377,541
Total ADM:	14,110.9075	Per ADM Amounts: \$5,353	\$136	\$1,202	\$982	\$2,913	\$10,586

Current Expenditures for Districts										
Pima										
				Classroom Instruction	Classroom Supplies	Administration	Student Support Services	Other Support Services	Total Current Expenditures	
	Totals			\$727,928,023	\$22,488,160	\$161,637,924	\$140,068,225	\$415,319,201	\$1,467,441,534	
	Total ADM:	117,282,1610	Per ADM Amounts	\$6,207	\$192	\$1,378	\$1,194	\$3,541	\$12,512	

Current Expenditures for Districts		Classroom Instruction	Classroom Supplies	Administration	Student Support Services	Other Support Services	Total Current Expenditures
Pinal							
Apache Junction Unified District	110243000	\$16,717,874	\$481,948	\$4,445,918	\$2,850,433	\$8,488,709	\$32,984,862
Total ADM:	2,581.3195	\$6,476	\$187	\$1,722	\$1,104	\$3,289	\$12,778
Casa Grande Elementary District	110404000	\$34,252,137	\$2,201,928	\$9,586,367	\$6,428,437	\$22,712,045	\$75,180,914
Total ADM:	6,157.0892	\$5,563	\$358	\$1,557	\$1,044	\$3,689	\$12,210
Casa Grande Union High School District	110502000	\$22,125,522	\$1,574,039	\$6,395,989	\$4,981,893	\$14,850,389	\$49,927,832
Total ADM:	3,879.8480	\$5,703	\$406	\$1,649	\$1,284	\$3,828	\$12,869
Central Arizona Valley Institute of Technology	110801000	\$3,796,648	\$203,296	\$687,500	\$97,302	\$860,806	\$5,647,552
Total ADM:	1,364.9489	\$2,783	\$149	\$504	\$71	\$631	\$4,138
Cobre Valley Institute of Technology District	110802000	\$818,352	\$40,967	\$481,677	\$170,389	\$131,763	\$1,643,148
Total ADM:	306.9931	\$2,666	\$133	\$1,569	\$555	\$429	\$5,352
Coolidge Unified District	110221000	\$14,531,044	\$745,387	\$3,268,358	\$2,698,419	\$9,685,113	\$30,928,321
Total ADM:	2,666.6176	\$5,449	\$280	\$1,226	\$1,012	\$3,632	\$11,598
Eloy Elementary District	110411000	\$4,506,417	\$400,562	\$1,649,534	\$607,633	\$3,221,795	\$10,385,941
Total ADM:	699.2847	\$6,444	\$573	\$2,359	\$869	\$4,607	\$14,852
Florence Unified School District	110201000	\$41,577,218	\$2,318,645	\$15,514,352	\$11,072,224	\$30,967,575	\$101,450,014
Total ADM:	8,613.7253	\$4,827	\$269	\$1,801	\$1,285	\$3,595	\$11,778
J O Combs Unified School District	110244000	\$23,040,549	\$920,580	\$4,681,854	\$5,387,707	\$11,163,802	\$45,194,492
Total ADM:	3,780.6877	\$6,094	\$243	\$1,238	\$1,425	\$2,953	\$11,954
Mammoth-San Manuel Unified District	110208000	\$3,218,720	\$287,464	\$808,382	\$606,138	\$1,992,718	\$6,913,422
Total ADM:	485.2494	\$6,633	\$592	\$1,666	\$1,249	\$4,107	\$14,247
Manicopa Unified School District	110220000	\$46,814,009	\$4,214,630	\$9,883,787	\$10,545,391	\$26,052,284	\$97,510,102
Total ADM:	8,846.4342	\$5,292	\$476	\$1,117	\$1,192	\$2,945	\$11,023
Mary C O'Brien Accommodation District	110100000	\$2,586,226	\$102,395	\$1,005,793	\$518,455	\$1,994,450	\$6,207,319
Total ADM:	191.2996	\$13,519	\$535	\$5,258	\$2,710	\$10,426	\$32,448
Oracle Elementary District	110302000	\$1,923,815	\$136,079	\$667,426	\$292,085	\$1,475,684	\$4,495,089
Total ADM:	361.6448	\$5,320	\$376	\$1,846	\$808	\$4,080	\$12,430
Picacho Elementary District	110433000	\$948,064	\$61,764	\$268,160	\$73,868	\$637,768	\$1,989,622
Total ADM:	136.2881	\$6,956	\$453	\$1,968	\$542	\$4,680	\$14,599
Ray Unified District	110203000	\$2,096,207	\$21,803	\$756,420	\$290,943	\$1,286,816	\$4,452,189
Total ADM:	320.5644	\$6,539	\$68	\$2,360	\$908	\$4,014	\$13,889
Red Rock Elementary District	110405000	\$2,786,475	\$102,435	\$853,224	\$395,237	\$826,301	\$4,963,672
Total ADM:	421.9611	\$6,604	\$243	\$2,022	\$937	\$1,958	\$11,763
Sacaton Elementary District	110418000	\$5,412,951	\$267,677	\$2,379,156	\$1,275,696	\$3,849,658	\$13,185,138
Total ADM:	469.5887	\$11,527	\$570	\$5,066	\$2,717	\$8,198	\$28,078
Santa Cruz Valley Union High School District	110540000	\$1,963,717	\$150,443	\$700,216	\$343,776	\$1,972,392	\$5,130,544
Total ADM:	413.3901	\$4,750	\$364	\$1,694	\$832	\$4,771	\$12,411

Current Expenditures for Districts												
				Classroom Instruction	Classroom Supplies	Administration	Student Support Services	Other Support Services	Total Current Expenditures			
Pinal												
Stanfield Elementary District		110424000		\$2,047,056	\$180,193	\$1,206,859	\$252,599	\$3,426,980	\$7,113,687			
Total ADM:	347,0184	Per ADM Amounts:		\$5,899	\$519	\$3,478	\$728	\$9,875	\$20,499			
Superior Unified School District		110215000		\$2,320,799	\$158,641	\$879,748	\$135,931	\$1,678,212	\$5,173,331			
Total ADM:	313,6538	Per ADM Amounts:		\$7,399	\$506	\$2,805	\$433	\$5,351	\$16,494			
Toltec School District		110422000		\$6,814,238	\$140,173	\$1,036,535	\$1,276,434	\$3,271,449	\$12,538,829			
Total ADM:	1,169,4747	Per ADM Amounts:		\$5,827	\$120	\$886	\$1,091	\$2,797	\$10,722			
Pinal				\$240,300,037	\$14,711,049	\$67,157,254	\$50,300,989	\$150,546,709	\$523,016,040			
Total ADM:	43,527,0813	Per ADM Amounts		\$5,521	\$338	\$1,543	\$1,156	\$3,459	\$12,016			

Current Expenditures for Districts		Classroom Instruction	Classroom Supplies	Administration	Student Support Services	Other Support Services	Total Current Expenditures
Santa Cruz							
Nogales Unified District	120201000	\$25,985,884	\$4,168,833	\$6,184,231	\$4,610,199	\$16,465,409	\$57,414,556
Total ADM:	5,368.1178	\$4,841	\$777	\$1,152	\$859	\$3,067	\$10,695
Patagonia Elementary District	120406000	\$1,067,579	\$35,922	\$222,963	\$129,060	\$331,534	\$1,787,058
Total ADM:	103.5604	\$10,309	\$347	\$2,153	\$1,246	\$3,201	\$17,256
Patagonia Union High School District	120520000	\$803,057	\$57,088	\$313,875	\$140,158	\$1,055,073	\$2,369,251
Total ADM:	78.6027	\$10,217	\$726	\$3,993	\$1,783	\$13,423	\$30,142
Santa Cruz Elementary District	120328000	\$1,259,275	\$35,434	\$542,012	\$62,317	\$721,493	\$2,620,531
Total ADM:	167.2225	\$7,531	\$212	\$3,241	\$373	\$4,315	\$15,671
Santa Cruz Valley Unified District	120235000	\$17,460,636	\$1,053,773	\$4,059,337	\$3,276,844	\$11,263,898	\$37,114,488
Total ADM:	3,474.1172	\$5,026	\$303	\$1,168	\$943	\$3,242	\$10,683
Sonota Elementary District	120425000	\$1,283,117	\$66,628	\$497,040	\$138,735	\$585,106	\$2,570,626
Total ADM:	104.7970	\$12,244	\$636	\$4,743	\$1,324	\$5,583	\$24,530
Santa Cruz	Totals	\$47,859,548	\$5,417,678	\$11,819,458	\$8,357,313	\$30,422,513	\$103,876,510
Total ADM:	9,296.4176	\$5,148	\$583	\$1,271	\$899	\$3,272	\$11,174

Current Expenditures for Districts		Classroom Instruction	Classroom Supplies	Administration	Student Support Services	Other Support Services	Total Current Expenditures
Yavapai							
Ash Fork Joint Unified District	130231000	\$1,939,088	\$119,471	\$653,615	\$282,702	\$1,007,530	\$4,002,406
Total ADM:	271.5890	\$7,140	\$440	\$2,407	\$1,041	\$3,710	\$14,737
Bagdad Unified District	130220000	\$4,115,641	\$126,645	\$1,319,252	\$670,513	\$1,530,574	\$7,762,625
Total ADM:	508.5105	\$8,094	\$249	\$2,594	\$1,319	\$3,010	\$15,265
Beaver Creek Elementary District	130326000	\$1,854,737	\$59,846	\$369,583	\$315,285	\$1,050,493	\$3,649,944
Total ADM:	308.3124	\$6,016	\$194	\$1,199	\$1,023	\$3,407	\$11,838
Camp Verde Unified District	130228000	\$11,153,542	\$449,728	\$1,684,306	\$1,580,170	\$5,751,394	\$20,619,139
Total ADM:	1,489.9871	\$7,486	\$302	\$1,130	\$1,061	\$3,860	\$13,838
Canon Elementary District	130350000	\$1,054,321	\$64,176	\$399,243	\$374,434	\$603,697	\$2,495,871
Total ADM:	126.0662	\$8,363	\$509	\$3,167	\$2,970	\$4,789	\$19,798
Chino Valley Unified District	130251000	\$13,381,350	\$645,193	\$3,783,741	\$3,239,113	\$7,712,891	\$28,762,288
Total ADM:	2,195.7901	\$6,094	\$294	\$1,723	\$1,475	\$3,513	\$13,099
Clarkdale-Jerome Elementary District	130403000	\$2,954,032	\$170,305	\$597,408	\$469,316	\$1,067,824	\$5,258,885
Total ADM:	448.5628	\$6,586	\$380	\$1,332	\$1,046	\$2,381	\$11,724
Congress Elementary District	130317000	\$1,232,447	\$26,545	\$388,083	\$96,888	\$850,882	\$2,586,845
Total ADM:	103.7497	\$11,879	\$275	\$3,741	\$934	\$8,201	\$25,030
Cottonwood-Oak Creek Elementary District	130406000	\$9,619,902	\$992,750	\$2,937,300	\$1,991,615	\$6,508,205	\$22,049,772
Total ADM:	1,647.1250	\$5,840	\$603	\$1,783	\$1,209	\$3,951	\$13,387
Crown King Elementary District	130341000	\$145,454	\$1,546	\$50,099	\$1,007	\$35,099	\$233,205
Total ADM:	8.5000	\$17,112	\$182	\$5,894	\$118	\$4,129	\$27,436
Hillside Elementary District	130335000	\$129,272	\$10,857	\$32,893	\$4,239	\$40,240	\$217,501
Total ADM:	7.8600	\$16,447	\$1,381	\$4,185	\$539	\$5,120	\$27,672
Humboldt Unified District	130222000	\$29,795,150	\$1,083,774	\$5,109,530	\$4,142,232	\$14,902,035	\$55,032,722
Total ADM:	5,130.4389	\$5,808	\$211	\$996	\$807	\$2,905	\$10,727
Kirkland Elementary District	130323000	\$833,850	\$12,932	\$310,687	\$72,851	\$480,729	\$1,711,049
Total ADM:	63.5256	\$13,126	\$204	\$4,891	\$1,147	\$7,567	\$26,935
Mayer Unified School District	130243000	\$3,488,606	\$156,021	\$951,844	\$647,661	\$2,325,541	\$7,569,673
Total ADM:	510.6074	\$6,832	\$306	\$1,864	\$1,268	\$4,554	\$14,825
Mingus Union High School District	130504000	\$7,351,228	\$583,389	\$1,560,000	\$1,469,418	\$3,781,410	\$14,745,445
Total ADM:	1,185.0326	\$6,203	\$492	\$1,316	\$1,240	\$3,191	\$12,443
Mountain Institute CTED #2	130802000	\$2,654,542	\$40,840	\$880,388	\$23,994	\$251,641	\$3,851,405
Total ADM:	601.1318	\$4,416	\$68	\$1,465	\$40	\$419	\$6,407
Prescott Unified District	130201000	\$21,658,559	\$988,906	\$3,968,448	\$4,873,125	\$10,045,879	\$41,534,917
Total ADM:	3,609.9326	\$6,000	\$274	\$1,099	\$1,350	\$2,783	\$11,506
Sedona-Oak Creek JUSD #9	130209000	\$4,996,190	\$204,027	\$1,505,686	\$813,478	\$2,934,654	\$10,454,035
Total ADM:	679.3264	\$7,355	\$300	\$2,216	\$1,197	\$4,320	\$15,389

Current Expenditures for Districts		Classroom Instruction	Classroom Supplies	Administration	Student Support Services	Other Support Services	Total Current Expenditures
Yavapai							
Seligman Unified District	130240000	\$1,852,174	\$58,261	\$560,465	\$321,548	\$1,667,820	\$4,460,268
Total ADM:	187,3894	\$9,884	\$311	\$2,991	\$1,716	\$8,900	\$23,802
Skull Valley Elementary District	130315000	\$659,946	\$15,323	\$283,542	\$86,137	\$355,826	\$1,400,774
Total ADM:	32,4500	\$20,337	\$472	\$8,738	\$2,654	\$10,965	\$43,167
Valley Academy for Career and Technology Education	130801000	\$1,325,911	\$115,350	\$372,788	\$72,730	\$178,110	\$2,064,889
Total ADM:	341,6607	\$3,881	\$338	\$1,091	\$213	\$521	\$6,044
Williamson Valley Elementary School District	130302000	\$0	\$0	\$35,335	\$0	\$53,438	\$88,773
Total ADM:	0,0000	\$0	\$0	\$0	\$0	\$0	\$0
Yarnell Elementary District	130352000	\$413,953	\$4,585	\$336,614	\$164,569	\$255,901	\$1,175,622
Total ADM:	36,5708	\$11,319	\$125	\$9,204	\$4,500	\$6,997	\$32,146
Yavapai Accommodation School District	130199000	\$870,297	\$40,872	\$315,010	\$128,242	\$189,196	\$1,543,617
Total ADM:	81,5967	\$10,666	\$501	\$3,861	\$1,572	\$2,319	\$18,918
Yavapai	Totals	\$123,480,192	\$5,973,341	\$28,405,861	\$21,841,267	\$63,581,009	\$243,281,670
Total ADM:	19,575,7157	\$6,308	\$305	\$1,451	\$1,116	\$3,248	\$12,428

Current Expenditures for Districts		Classroom Instruction	Classroom Supplies	Administration	Student Support Services	Other Support Services	Total Current Expenditures
Yuma							
Antelope Union High School District	140550000	\$1,463,778	\$84,213	\$827,501	\$164,215	\$1,078,963	\$3,618,670
Total ADM:	188,0802	Per ADM Amounts: \$7,783	\$448	\$4,400	\$873	\$5,737	\$19,240
Crane Elementary District	140413000	\$27,400,832	\$1,523,671	\$6,802,726	\$4,559,420	\$19,042,216	\$59,328,864
Total ADM:	5,521,9748	Per ADM Amounts: \$4,962	\$276	\$1,232	\$826	\$3,448	\$10,744
Gadsden Elementary District	140432000	\$26,591,745	\$2,063,746	\$7,248,285	\$4,681,526	\$19,518,096	\$60,103,398
Total ADM:	4,851,8432	Per ADM Amounts: \$5,481	\$425	\$1,494	\$965	\$4,023	\$12,388
Hyder Elementary District	140416000	\$1,046,863	\$127,152	\$573,907	\$167,570	\$872,979	\$2,788,471
Total ADM:	89,7324	Per ADM Amounts: \$11,666	\$1,417	\$6,396	\$1,867	\$9,729	\$31,075
Mohawk Valley Elementary District	140417000	\$1,187,585	\$82,741	\$498,492	\$224,831	\$1,241,624	\$3,235,273
Total ADM:	146,8800	Per ADM Amounts: \$8,085	\$563	\$3,394	\$1,531	\$8,453	\$22,027
Somerton Elementary District	140411000	\$14,926,728	\$644,697	\$6,756,589	\$2,771,148	\$9,410,135	\$34,509,297
Total ADM:	2,840,7821	Per ADM Amounts: \$5,254	\$227	\$2,378	\$975	\$3,313	\$12,148
Southwest Technical Education District of Yuma (ST)	140801000	\$7,070,035	\$44,812	\$663,370	\$284,793	\$723,801	\$8,786,811
Total ADM:	1,665,8151	Per ADM Amounts: \$4,244	\$27	\$398	\$171	\$435	\$5,275
Wellton Elementary District	140424000	\$1,204,573	\$73,897	\$370,486	\$60,464	\$754,397	\$2,463,817
Total ADM:	167,2850	Per ADM Amounts: \$7,201	\$442	\$2,215	\$361	\$4,510	\$14,728
Yuma Elementary District	140401000	\$47,407,018	\$2,223,579	\$18,315,552	\$8,924,574	\$32,634,001	\$109,504,724
Total ADM:	8,398,2229	Per ADM Amounts: \$5,645	\$265	\$2,181	\$1,063	\$3,886	\$13,039
Yuma Union High School District	140570000	\$54,465,038	\$2,149,011	\$15,224,203	\$10,137,893	\$37,847,551	\$119,823,696
Total ADM:	11,163,4146	Per ADM Amounts: \$4,879	\$193	\$1,364	\$908	\$3,390	\$10,734
Yuma	Totals	\$182,764,194	\$9,017,518	\$57,281,112	\$31,976,433	\$123,123,763	\$404,163,021
Total ADM:	35,034,0303	Per ADM Amounts: \$5,217	\$257	\$1,635	\$913	\$3,514	\$11,536

Current Expenditures for Districts		Classroom Instruction	Classroom Supplies	Administration	Student Support Services	Other Support Services	Total Current Expenditures
State	Totals	\$5,388,111,498	\$267,393,968	\$1,207,480,710	\$1,034,695,828	\$2,985,474,076	\$10,883,414,471
Total ADM:	877,260,2696	\$6,142	\$305	\$1,376	\$1,179	\$3,403	\$12,406
	Per ADM Amounts:						

Current Expenditures for Charter Schools

Cochise

		Classroom Instruction	Classroom Supplies	Administration	Student Support Services	Other Support Services	Total Current Expenditures
Center for Academic Success, Inc.	028750000	\$7,060,098	\$790,704	\$1,780,648	\$844,179	\$3,011,540	\$13,487,169
Total Attending ADM:	1,082,9856	\$6,519	\$730	\$1,644	\$779	\$2,781	\$12,454
Cochise Community Development Corporation	028701000	\$2,026,994	\$65,050	\$686,395	\$788,791	\$1,734,611	\$5,281,841
Total Attending ADM:	356,0475	\$5,693	\$183	\$1,872	\$2,215	\$4,872	\$14,835
Omega Alpha Academy	028751000	\$960,150	\$54,024	\$783,902	\$468,342	\$899,096	\$3,165,514
Total Attending ADM:	173,3798	\$5,538	\$312	\$4,521	\$2,701	\$5,186	\$18,258
Cochise	Totals	\$10,047,242	\$909,778	\$3,230,945	\$2,101,312	\$5,645,247	\$21,934,524
Total Attending ADM:	1,612,4129	\$6,231	\$564	\$2,004	\$1,303	\$3,501	\$13,604

Current Expenditures for Charter Schools		Classroom Instruction	Classroom Supplies	Administration	Student Support Services	Other Support Services	Total Current Expenditures
Cocotino							
BASIS Charter Schools, Inc.	038707000	\$4,203,062	\$184,211	\$1,145,315	\$750,253	\$1,435,184	\$7,718,025
Total Attending ADM:	649.3504	\$6,473	\$284	\$1,764	\$1,155	\$2,210	\$11,886
Flagstaff Arts And Leadership Academy	038750000	\$1,525,458	\$69,207	\$402,054	\$323,331	\$356,009	\$2,676,059
Total Attending ADM:	198.0875	\$7,701	\$349	\$2,030	\$1,632	\$1,797	\$13,509
Flagstaff Junior Academy	038752000	\$2,201,455	\$55,961	\$534,790	\$286,866	\$590,673	\$3,669,745
Total Attending ADM:	327.7096	\$6,718	\$171	\$1,632	\$875	\$1,802	\$11,198
Flagstaff Montessori	038705000	\$934,058	\$25,281	\$356,069	\$188,127	\$502,324	\$2,005,859
Total Attending ADM:	167.9048	\$5,563	\$151	\$2,121	\$1,120	\$2,992	\$11,946
Glen Canyon Outdoor Academy	038715000	\$958,414	\$107,492	\$340,652	\$32,726	\$433,645	\$1,872,929
Total Attending ADM:	150.7631	\$6,357	\$713	\$2,260	\$217	\$2,876	\$12,423
Haven Montessori Children's House, Inc.	038755000	\$509,947	\$21,424	\$274,856	\$56,504	\$35,942	\$896,673
Total Attending ADM:	71.6943	\$7,113	\$299	\$3,834	\$788	\$501	\$12,535
Mountain School, Inc.	038751000	\$1,223,502	\$96,368	\$614,530	\$113,034	\$17,261	\$2,064,695
Total Attending ADM:	159.5417	\$7,669	\$604	\$3,852	\$708	\$108	\$12,941
Northland Preparatory Academy	038701000	\$4,089,092	\$238,322	\$1,241,297	\$330,613	\$685,050	\$6,584,374
Total Attending ADM:	641.9901	\$6,369	\$371	\$1,934	\$515	\$1,067	\$10,256
Painted Desert Demonstration Projects, Inc.	038753000	\$1,613,303	\$177,078	\$709,836	\$276,149	\$920,569	\$3,696,935
Total Attending ADM:	99.0572	\$16,287	\$1,788	\$7,166	\$2,788	\$9,293	\$37,321
Pine Forest Education Association, Inc.	038706000	\$1,608,187	\$65,227	\$346,258	\$233,288	\$187,087	\$2,440,047
Total Attending ADM:	208.0277	\$7,731	\$314	\$1,664	\$1,121	\$899	\$11,729
Cocotino	Totals	\$18,866,478	\$1,040,571	\$5,965,657	\$2,590,891	\$5,163,744	\$33,627,341
Total Attending ADM:	2,674.1264	\$7,055	\$389	\$2,231	\$969	\$1,931	\$12,575

Current Expenditures for Charter Schools													
			Classroom Instruction	Classroom Supplies	Administration	Student Support Services	Other Support Services	Total Current Expenditures					
Gila													
Destiny School, Inc.		048701000	\$2,520,499	\$173,110	\$724,400	\$12,385	\$993,205	\$4,423,599					
Total Attending ADM:	332.5748	Per ADM Amounts:	\$7,579	\$521	\$2,178	\$37	\$2,986	\$13,301					
Liberty High School													
Total Attending ADM:	72.8199	048750000	\$498,317	\$21,160	\$440,767	\$11,298	\$115,178	\$1,086,720					
		Per ADM Amounts:	\$6,843	\$291	\$6,053	\$155	\$1,582	\$14,923					
Gila													
Total Attending ADM:	405.3947	Per ADM Amounts:	\$3,018,816	\$194,270	\$1,165,167	\$23,683	\$1,108,383	\$5,510,319					
			\$7,447	\$479	\$2,874	\$58	\$2,734	\$13,592					

Current Expenditures for Charter Schools												
			Classroom Instruction	Classroom Supplies	Administration	Student Support Services	Other Support Services	Total Current Expenditures				
Graham												
Discovery Plus Academy		058703000	\$701,955	\$39,177	\$155,753	\$76,471	\$133,289	\$1,106,645				
Total Attending ADM:	101.7294	Per ADM Amounts:	\$6,900	\$385	\$1,531	\$752	\$1,310	\$10,878				
Triumphant Learning Center		058702000	\$625,701	\$80,375	\$157,934	\$105,970	\$332,215	\$1,302,195				
Total Attending ADM:	93.3988	Per ADM Amounts:	\$6,699	\$861	\$1,691	\$1,135	\$3,557	\$13,942				
Graham												
Total Attending ADM:	195.1282	Per ADM Amounts:	\$1,327,656	\$119,552	\$313,687	\$182,441	\$465,504	\$2,408,840				
			\$6,804	\$613	\$1,608	\$935	\$2,386	\$12,345				

Current Expenditures for Charter Schools		Classroom Instruction	Classroom Supplies	Administration	Student Support Services	Other Support Services	Total Current Expenditures
Maricopa							
Academy of Mathematics and Science, Inc.	078270000	\$2,309,727	\$170,400	\$3,149,555	\$357,000	\$659,159	\$6,645,841
Total Attending ADM:	Per ADM Amounts:	\$2,323	\$171	\$3,168	\$359	\$663	\$6,684
Academy with Community Partners-Arizona, Inc	078794000	\$1,042,972	\$63,403	\$911,697	\$88,774	\$177,041	\$2,283,887
Total Attending ADM:	Per ADM Amounts:	\$5,646	\$343	\$4,935	\$481	\$958	\$12,363
Accelerated Learning Center, Inc.	078979000	\$629,281	\$28,116	\$569,302	\$9,411	\$318,845	\$1,554,955
Total Attending ADM:	Per ADM Amounts:	\$4,803	\$215	\$4,346	\$72	\$2,434	\$11,869
Acclaim Charter School	078701000	\$1,420,748	\$70,275	\$359,803	\$377,829	\$677,527	\$2,906,182
Total Attending ADM:	Per ADM Amounts:	\$5,569	\$275	\$1,410	\$1,481	\$2,656	\$11,392
AIBT Non-Profit Charter High School - Phoenix	078793000	\$239,037	\$55,136	\$216,985	\$65,037	\$165	\$576,360
Total Attending ADM:	Per ADM Amounts:	\$2,815	\$649	\$2,555	\$766	\$2	\$6,787
AIBT Non-Profit Charter High School, Inc.	078286000	\$43,237	\$54	\$17,041	\$1,300	\$262	\$61,894
Total Attending ADM:	Per ADM Amounts:	\$2,590	\$3	\$1,021	\$78	\$16	\$3,708
Allen-Cochran Enterprises, Inc.	078724000	\$1,549,402	\$139,735	\$283,693	\$381,090	\$871,359	\$3,225,279
Total Attending ADM:	Per ADM Amounts:	\$5,100	\$460	\$934	\$1,254	\$2,868	\$10,616
American Basic Schools LLC	078989000	\$3,392,143	\$172,715	\$638,490	\$91,773	\$1,770,653	\$6,065,774
Total Attending ADM:	Per ADM Amounts:	\$5,440	\$277	\$1,024	\$147	\$2,840	\$9,728
American Charter Schools Foundation d.b.a. Crestvi	078950000	\$1,077,236	\$22,699	\$662,098	\$229,505	\$1,264,751	\$3,256,289
Total Attending ADM:	Per ADM Amounts:	\$4,324	\$91	\$2,658	\$921	\$5,077	\$13,071
American Charter Schools Foundation d.b.a. Desert	078947000	\$1,064,216	\$31,051	\$585,776	\$193,890	\$1,259,976	\$3,134,909
Total Attending ADM:	Per ADM Amounts:	\$4,417	\$129	\$2,431	\$805	\$5,229	\$13,010
American Charter Schools Foundation d.b.a. Estrell	078948000	\$540,890	\$47,908	\$484,066	\$249,001	\$1,147,411	\$2,469,276
Total Attending ADM:	Per ADM Amounts:	\$4,279	\$379	\$3,829	\$1,970	\$9,077	\$19,533
American Charter Schools Foundation d.b.a. Peoria	078951000	\$1,742,881	\$178,099	\$1,138,640	\$437,223	\$1,800,269	\$5,297,112
Total Attending ADM:	Per ADM Amounts:	\$3,304	\$338	\$2,159	\$829	\$3,413	\$10,042
American Charter Schools Foundation d.b.a. South P	078983000	\$2,205,280	\$181,855	\$1,428,959	\$421,320	\$2,332,218	\$6,569,632
Total Attending ADM:	Per ADM Amounts:	\$3,666	\$302	\$2,375	\$700	\$3,877	\$10,920
American Charter Schools Foundation d.b.a. South R	078517000	\$1,629,821	\$105,616	\$943,065	\$252,625	\$1,641,626	\$4,572,753
Total Attending ADM:	Per ADM Amounts:	\$4,394	\$285	\$2,542	\$681	\$4,426	\$12,328
American Charter Schools Foundation d.b.a. Sun Val	078953000	\$1,428,758	\$10,186	\$781,359	\$299,566	\$1,463,921	\$3,983,790
Total Attending ADM:	Per ADM Amounts:	\$4,041	\$29	\$2,210	\$847	\$4,141	\$11,268
American Charter Schools Foundation d.b.a. West Ph	078956000	\$1,643,541	\$47,792	\$775,059	\$333,865	\$2,111,847	\$4,912,104
Total Attending ADM:	Per ADM Amounts:	\$4,137	\$120	\$1,951	\$840	\$5,315	\$12,363
American Charter Schools Foundation dba Ridgeview	118722000	\$1,096,681	\$57,077	\$718,673	\$278,993	\$817,277	\$2,968,701
Total Attending ADM:	Per ADM Amounts:	\$4,594	\$239	\$3,010	\$1,169	\$3,424	\$12,436
American Leadership Academy, Inc.	078725000	\$56,114,738	\$4,336,769	\$34,381,622	\$8,101,094	\$21,694,311	\$124,628,534
Total Attending ADM:	Per ADM Amounts:	\$4,086	\$316	\$2,504	\$590	\$1,580	\$9,076
American Virtual Academy	078926000	\$67,218,721	\$0	\$7,654,706	\$2,611,818	\$685,181	\$78,170,426
Total Attending ADM:	Per ADM Amounts:	\$8,451	\$0	\$962	\$328	\$86	\$9,828
Anthem Preparatory Academy	078525000	\$5,573,046	\$466,013	\$2,015,128	\$715,891	\$2,588,962	\$11,359,040

Current Expenditures for Charter Schools		Classroom Instruction	Classroom Supplies	Administration	Student Support Services	Other Support Services	Total Current Expenditures
Maricopa							
Total Attending ADM:	980.9454	\$5,681	\$475	\$2,054	\$730	\$2,639	\$11,580
Archway Classical Academy Arete		\$2,890,428	\$157,813	\$1,003,476	\$298,441	\$1,231,766	\$5,581,924
Total Attending ADM:	491.3488	\$5,883	\$321	\$2,042	\$607	\$2,507	\$11,360
Archway Classical Academy Chandler		\$3,068,648	\$235,121	\$1,036,228	\$227,867	\$1,166,554	\$5,734,418
Total Attending ADM:	487.5863	\$6,294	\$482	\$2,125	\$467	\$2,393	\$11,761
Archway Classical Academy Cicero		\$2,625,129	\$134,770	\$1,049,786	\$413,796	\$1,199,386	\$5,422,867
Total Attending ADM:	447.2423	\$5,870	\$301	\$2,347	\$925	\$2,682	\$12,125
Archway Classical Academy Glendale		\$3,155,017	\$141,883	\$1,121,636	\$302,002	\$1,317,975	\$6,038,513
Total Attending ADM:	509.1961	\$6,196	\$279	\$2,203	\$593	\$2,588	\$11,859
Archway Classical Academy Lincoln		\$3,885,191	\$200,072	\$1,318,594	\$318,159	\$1,592,787	\$7,314,803
Total Attending ADM:	658.4328	\$5,901	\$304	\$2,003	\$483	\$2,419	\$11,109
Archway Classical Academy North Phoenix		\$3,856,205	\$220,471	\$1,304,449	\$363,347	\$1,462,967	\$7,207,439
Total Attending ADM:	667.4731	\$5,777	\$330	\$1,954	\$544	\$2,192	\$10,798
Archway Classical Academy Scottsdale		\$5,842,476	\$511,764	\$2,084,386	\$933,796	\$2,487,101	\$11,859,523
Total Attending ADM:	984.7087	\$5,933	\$520	\$2,117	\$948	\$2,526	\$12,044
Archway Classical Academy Trivium West		\$4,509,678	\$302,964	\$1,602,684	\$403,007	\$1,908,823	\$8,727,156
Total Attending ADM:	816.8852	\$5,521	\$371	\$1,962	\$493	\$2,337	\$10,683
Archway Classical Academy Trivium West		\$1,546,478	\$100,445	\$838,705	\$56,350	\$70,960	\$2,612,938
Total Attending ADM:	251.8924	\$6,139	\$399	\$3,330	\$224	\$282	\$10,373
Archway Classical Academy Veritas		\$3,759,848	\$310,795	\$1,386,239	\$406,752	\$1,718,401	\$7,582,035
Total Attending ADM:	661.3710	\$5,685	\$470	\$2,096	\$615	\$2,598	\$11,464
Arete Preparatory Academy		\$3,506,561	\$179,258	\$1,084,902	\$365,634	\$1,370,138	\$6,506,493
Total Attending ADM:	547.7788	\$6,401	\$327	\$1,981	\$667	\$2,501	\$11,878
Arizona Agribusiness & Equine Center INC.		\$929,715	\$38,050	\$337,436	\$162,476	\$142,238	\$1,609,915
Total Attending ADM:	166.9860	\$5,568	\$228	\$2,021	\$973	\$852	\$9,641
Arizona Agribusiness & Equine Center, Inc.		\$1,804,436	\$30,164	\$431,474	\$275,160	\$335,020	\$2,876,254
Total Attending ADM:	299.0682	\$6,034	\$101	\$1,443	\$920	\$1,120	\$9,617
Arizona Agribusiness & Equine Center, Inc.		\$2,098,047	\$75,361	\$480,809	\$376,615	\$487,615	\$3,518,447
Total Attending ADM:	381.6491	\$5,497	\$197	\$1,260	\$987	\$1,278	\$9,219
Arizona Agribusiness & Equine Center, Inc.		\$2,447,109	\$167,423	\$561,218	\$618,683	\$424,039	\$4,218,472
Total Attending ADM:	467.8878	\$5,230	\$358	\$1,199	\$1,322	\$906	\$9,016
Arizona Autism Charter Schools, Inc.		\$12,021,385	\$524,851	\$6,477,170	\$4,592,673	\$4,495,468	\$28,111,547
Total Attending ADM:	812.1114	\$14,803	\$646	\$7,976	\$5,655	\$5,536	\$34,615
Arizona Center for Youth Resources		\$427,079	\$7,572	\$280,984	\$203,775	\$125,061	\$1,044,471
Total Attending ADM:	80.1820	\$5,326	\$94	\$3,504	\$2,541	\$1,560	\$13,026
Arizona Collaborative Learning Partners, Inc.		\$417,654	\$64,489	\$493,902	\$250,878	\$28,051	\$1,254,974
Total Attending ADM:	77.3816	\$5,397	\$833	\$6,383	\$3,242	\$363	\$16,218
Arizona Connections Academy Charter School, Inc.		\$18,509,307	\$4,117	\$4,201,210	\$114,268	\$1,057,208	\$23,886,110
Total Attending ADM:	1,930.3410	\$9,589	\$2	\$2,176	\$59	\$548	\$12,374
Arizona Education Solutions		\$6,518,177	\$4,342,982	\$2,209,980	\$2,714,504	\$723,827	\$16,509,450
Total Attending ADM:	1,614.8883	\$4,036	\$2,689	\$1,369	\$1,681	\$448	\$10,223

Current Expenditures for Charter Schools		Classroom Instruction	Classroom Supplies	Administration	Student Support Services	Other Support Services	Total Current Expenditures
Maricopa							
Arizona Goodwill Education Services	078111000	\$1,969,917	\$7,969	\$402,136	\$180,612	\$528,260	\$3,088,894
Total Attending ADM:	81.8550	\$24,066	\$97	\$4,913	\$2,206	\$6,454	\$37,736
Arizona Language Preparatory	078260000	\$345,943	\$326,163	\$137,177	\$9,011	\$135,932	\$954,226
Total Attending ADM:	69.7614	\$4,959	\$4,675	\$1,966	\$129	\$1,949	\$13,678
Arizona Language Schools	078696000	\$0	\$0	\$0	\$0	\$0	\$0
Total Attending ADM:	42.8385	\$0	\$0	\$0	\$0	\$0	\$0
Arizona School For The Arts	078722000	\$4,987,067	\$110,243	\$1,646,967	\$456,807	\$772,927	\$7,974,011
Total Attending ADM:	754.1868	\$6,613	\$146	\$2,184	\$606	\$1,025	\$10,573
ASU Preparatory Academy	078208000	\$2,070,358	\$140,234	\$1,609,184	\$495,668	\$2,781,759	\$7,097,203
Total Attending ADM:	460.2924	\$4,498	\$305	\$3,496	\$1,077	\$6,043	\$15,419
ASU Preparatory Academy	078267000	\$723,218	\$119,655	\$386,928	\$379,119	\$384,500	\$1,993,420
Total Attending ADM:	57.4050	\$12,599	\$2,084	\$6,740	\$6,604	\$6,698	\$34,726
ASU Preparatory Academy	078559000	\$669,366	\$73,664	\$458,603	\$232,547	\$376,587	\$1,810,767
Total Attending ADM:	97.7655	\$6,847	\$753	\$4,691	\$2,379	\$3,852	\$18,522
ASU Preparatory Academy	078277000	\$1,366,849	\$85,836	\$1,071,621	\$537,655	\$635,367	\$3,697,328
Total Attending ADM:	224.3751	\$6,092	\$383	\$4,776	\$2,396	\$2,832	\$16,478
ASU Preparatory Academy	078205000	\$2,594,666	\$337,910	\$1,532,073	\$460,516	\$1,568,273	\$6,493,438
Total Attending ADM:	446.4659	\$5,812	\$757	\$3,432	\$1,031	\$3,513	\$14,544
ASU Preparatory Academy	078207000	\$1,863,614	\$146,845	\$1,468,291	\$713,933	\$939,858	\$5,132,541
Total Attending ADM:	364.6962	\$5,110	\$403	\$4,026	\$1,958	\$2,577	\$14,073
ASU Preparatory Academy	078250000	\$2,431,711	\$126,717	\$1,369,937	\$549,727	\$1,060,240	\$5,538,332
Total Attending ADM:	419.5611	\$5,796	\$302	\$3,265	\$1,310	\$2,527	\$13,200
ASU Preparatory Academy	078546000	\$3,412,768	\$579,966	\$2,118,093	\$789,162	\$1,846,101	\$8,746,090
Total Attending ADM:	488.9998	\$6,979	\$1,186	\$4,331	\$1,614	\$3,775	\$17,886
ASU Preparatory Academy	078251000	\$2,051,480	\$93,233	\$1,123,340	\$450,593	\$1,438,547	\$5,157,193
Total Attending ADM:	347.0865	\$5,911	\$269	\$3,236	\$1,298	\$4,145	\$14,859
ASU Preparatory Academy Digital	078284000	\$14,715,574	\$879,448	\$17,582,764	\$6,166,959	\$2,402,157	\$41,746,902
Total Attending ADM:	3,577.0316	\$4,114	\$246	\$4,915	\$1,724	\$672	\$11,671
Avondale Learning dba Precision Academy	078614000	\$428,965	\$6,311	\$114,096	\$18,350	\$248,730	\$816,452
Total Attending ADM:	87.0630	\$4,927	\$72	\$1,310	\$211	\$2,857	\$9,378
AZ Compass Schools, Inc.	078542000	\$2,027,248	\$15,008	\$225,049	\$85,623	\$1,205,641	\$3,558,569
Total Attending ADM:	265.4069	\$7,638	\$57	\$848	\$323	\$4,543	\$13,408
Ball Charter Schools (Dobson)	078988000	\$2,042,259	\$113,773	\$813,197	\$124,577	\$1,078,356	\$4,172,162
Total Attending ADM:	371.9737	\$5,490	\$306	\$2,186	\$335	\$2,899	\$11,216
Ball Charter Schools (Hearn)	078987000	\$3,304,460	\$239,305	\$1,165,833	\$104,790	\$1,239,133	\$6,053,521
Total Attending ADM:	651.2307	\$5,074	\$367	\$1,790	\$161	\$1,903	\$9,296
Ball Charter Schools (Val Vista)	078586000	\$2,026,994	\$229,282	\$703,458	\$89,430	\$823,500	\$3,872,664
Total Attending ADM:	379.9524	\$5,335	\$603	\$1,851	\$235	\$2,167	\$10,192
BASIS Charter Schools, Inc.	078736000	\$5,643,317	\$224,780	\$1,352,162	\$677,688	\$1,850,373	\$9,748,320
Total Attending ADM:	984.3955	\$5,733	\$228	\$1,374	\$688	\$1,880	\$9,903
BASIS Charter Schools, Inc.	078283000	\$3,423,553	\$185,363	\$987,873	\$413,738	\$1,020,805	\$6,031,332

Current Expenditures for Charter Schools		Classroom Instruction	Classroom Supplies	Administration	Student Support Services	Other Support Services	Total Current Expenditures
Maricopa							
Total Attending ADM:	626.8588	\$5,461	\$296	\$1,576	\$660	\$1,628	\$9,622
BASIS Charter Schools, Inc.		\$5,510,272	\$304,710	\$1,452,369	\$501,308	\$2,128,079	\$9,896,738
Total Attending ADM:	1,161,4310	\$4,744	\$262	\$1,250	\$432	\$1,832	\$8,521
BASIS Charter Schools, Inc.		\$3,550,584	\$161,325	\$919,953	\$468,126	\$1,435,388	\$6,535,376
Total Attending ADM:	753.5864	\$4,712	\$214	\$1,221	\$621	\$1,905	\$8,672
BASIS Charter Schools, Inc.		\$2,622,379	\$131,697	\$968,773	\$949,111	\$1,283,610	\$5,955,570
Total Attending ADM:	477.5787	\$5,491	\$276	\$2,029	\$1,987	\$2,688	\$12,470
BASIS Charter Schools, Inc.		\$2,961,295	\$131,347	\$999,239	\$507,751	\$1,230,012	\$5,829,644
Total Attending ADM:	565.6470	\$5,235	\$232	\$1,767	\$898	\$2,175	\$10,306
BASIS Charter Schools, Inc.		\$3,165,921	\$105,024	\$922,062	\$260,926	\$1,159,845	\$5,613,778
Total Attending ADM:	563.8586	\$5,615	\$186	\$1,635	\$463	\$2,057	\$9,956
BASIS Charter Schools, Inc.		\$3,823,778	\$121,347	\$974,131	\$449,786	\$1,352,967	\$6,722,009
Total Attending ADM:	663.3198	\$5,765	\$183	\$1,469	\$678	\$2,040	\$10,134
BASIS Charter Schools, Inc.		\$2,297,554	\$55,947	\$819,911	\$246,532	\$1,191,282	\$4,611,226
Total Attending ADM:	415.2207	\$5,533	\$135	\$1,975	\$594	\$2,869	\$11,105
BASIS Charter Schools, Inc.		\$3,137,180	\$125,574	\$992,469	\$579,706	\$1,159,001	\$5,993,930
Total Attending ADM:	489.8248	\$6,405	\$256	\$2,026	\$1,183	\$2,366	\$12,237
BASIS Charter Schools, Inc.		\$3,777,181	\$153,952	\$1,138,496	\$341,759	\$2,163,420	\$7,594,808
Total Attending ADM:	780.9488	\$4,837	\$197	\$1,458	\$438	\$2,796	\$9,725
BASIS Charter Schools, Inc.		\$2,472,586	\$88,495	\$863,380	\$426,304	\$1,034,852	\$4,885,617
Total Attending ADM:	447.5215	\$5,525	\$198	\$1,929	\$953	\$2,312	\$10,917
BASIS Charter Schools, Inc.		\$3,100,607	\$164,676	\$906,330	\$453,230	\$1,313,681	\$5,938,524
Total Attending ADM:	628.4736	\$4,934	\$262	\$1,442	\$721	\$2,090	\$9,449
BASIS Charter Schools, Inc.		\$1,657,818	\$98,581	\$465,997	\$232,149	\$726,907	\$3,181,452
Total Attending ADM:	327.6029	\$5,060	\$301	\$1,422	\$709	\$2,219	\$9,711
BASIS Charter Schools, Inc.		\$4,167,043	\$125,592	\$1,137,406	\$442,786	\$1,764,881	\$7,637,708
Total Attending ADM:	1,000.2806	\$4,166	\$126	\$1,137	\$443	\$1,764	\$7,636
BASIS Charter Schools, Inc.		\$1,524,302	\$83,176	\$841,485	\$674,443	\$1,062,700	\$4,186,106
Total Attending ADM:	320.5024	\$4,756	\$260	\$2,626	\$2,104	\$3,316	\$13,061
BASIS Charter Schools, Inc.		\$4,326,589	\$159,713	\$1,177,990	\$459,496	\$1,728,479	\$7,852,267
Total Attending ADM:	834.3797	\$5,185	\$191	\$1,412	\$551	\$2,072	\$9,411
Bell Canyon Charter School, Inc		\$1,712,462	\$86,479	\$931,775	\$177,677	\$526,155	\$3,434,548
Total Attending ADM:	238.2741	\$7,187	\$363	\$3,911	\$746	\$2,208	\$14,414
Benchmark School, Inc.		\$2,824,930	\$91,534	\$673,720	\$241,755	\$749,294	\$4,581,233
Total Attending ADM:	330.2126	\$8,555	\$277	\$2,040	\$732	\$2,269	\$13,874
Benjamin Franklin Charter School - Queen Creek		\$12,778,993	\$720,668	\$6,265,339	\$1,127,287	\$5,614,725	\$26,507,012
Total Attending ADM:	3,123.2893	\$4,092	\$231	\$2,006	\$361	\$1,798	\$8,487
Blueprint Education		\$661,655	\$29,505	\$2,244,190	\$947,307	\$1,007,854	\$4,890,511
Total Attending ADM:	556.8465	\$1,188	\$53	\$4,030	\$1,701	\$1,810	\$8,783
Bright Beginnings School, Inc.		\$921,184	\$33,420	\$457,166	\$82,067	\$826,573	\$2,320,410
Total Attending ADM:	196.8741	\$4,684	\$170	\$2,324	\$417	\$4,203	\$11,798

Current Expenditures for Charter Schools			Classroom Instruction	Classroom Supplies	Administration	Student Support Services	Other Support Services	Total Current Expenditures
Maricopa								
CAFA, Inc. dba Learning Foundation and Performing Arts	078564000	CAFA, Inc. dba Learning Foundation and Performing Arts	\$3,530,987	\$331,740	\$107,758	\$727,221	\$1,210,530	\$5,908,236
Total Attending ADM:	550.0336	Per ADM Amounts:	\$6,420	\$603	\$196	\$1,322	\$2,201	\$10,742
CAFA, Inc. dba Learning Foundation Performing Arts	098749000	CAFA, Inc. dba Learning Foundation Performing Arts	\$856,464	\$209,891	\$88,802	\$498,334	\$627,854	\$2,281,345
Total Attending ADM:	148.8755	Per ADM Amounts:	\$5,753	\$1,410	\$596	\$3,347	\$4,217	\$15,324
Calibre Academy	078909000	Calibre Academy	\$2,963,418	\$357,664	\$921,926	\$518,865	\$842,036	\$5,603,909
Total Attending ADM:	496.2656	Per ADM Amounts:	\$5,971	\$721	\$1,858	\$1,046	\$1,697	\$11,292
Cambridge Academy East, Inc	078768000	Cambridge Academy East, Inc	\$949,229	\$35,768	\$487,242	\$135,668	\$386,423	\$1,994,330
Total Attending ADM:	182.7939	Per ADM Amounts:	\$5,193	\$196	\$2,666	\$742	\$2,114	\$10,910
Camelback Education, Inc	078959000	Camelback Education, Inc	\$3,253,098	\$846,083	\$746,637	\$681,893	\$1,588,718	\$7,116,429
Total Attending ADM:	571.0140	Per ADM Amounts:	\$5,697	\$1,482	\$1,308	\$1,194	\$2,782	\$12,463
Candeo Schools, Inc.	078534000	Candeo Schools, Inc.	\$1,967,907	\$179,524	\$774,333	\$36,036	\$499,388	\$3,956,576
Total Attending ADM:	515.4525	Per ADM Amounts:	\$3,818	\$348	\$1,502	\$70	\$969	\$7,676
Candeo Schools, Inc.	078639000	Candeo Schools, Inc.	\$677,830	\$13,733	\$517,922	\$1,771	\$255,711	\$1,722,678
Total Attending ADM:	134.1797	Per ADM Amounts:	\$5,052	\$102	\$3,860	\$13	\$1,906	\$12,839
Career Success Schools	078524000	Career Success Schools	\$2,494,410	\$480,122	\$2,267,827	\$3,392,609	\$1,953,282	\$10,568,250
Total Attending ADM:	641.6234	Per ADM Amounts:	\$3,888	\$717	\$3,535	\$5,288	\$3,044	\$16,471
CASA Academy	078218000	CASA Academy	\$843,562	\$267,964	\$618,539	\$195,298	\$747,203	\$2,672,566
Total Attending ADM:	312.2671	Per ADM Amounts:	\$2,701	\$858	\$1,981	\$625	\$2,393	\$8,559
Challenge School, Inc.	078720000	Challenge School, Inc.	\$2,240,923	\$39,324	\$838,030	\$252,555	\$945,107	\$4,315,939
Total Attending ADM:	358.2424	Per ADM Amounts:	\$6,255	\$110	\$2,339	\$705	\$2,638	\$12,048
Challenger Basic School, Inc.	078957000	Challenger Basic School, Inc.	\$1,255,219	\$65,331	\$807,272	\$39,233	\$176,228	\$2,343,283
Total Attending ADM:	300.9513	Per ADM Amounts:	\$4,171	\$217	\$2,682	\$130	\$586	\$7,786
Chandler Preparatory Academy	078515000	Chandler Preparatory Academy	\$4,113,366	\$290,155	\$1,481,095	\$417,918	\$1,748,393	\$8,050,927
Total Attending ADM:	700.2918	Per ADM Amounts:	\$5,874	\$414	\$2,115	\$597	\$2,497	\$11,497
Choice Academies, Inc.	078549000	Choice Academies, Inc.	\$3,003,551	\$114,651	\$1,020,653	\$234,614	\$1,567,965	\$5,941,434
Total Attending ADM:	586.0848	Per ADM Amounts:	\$5,125	\$196	\$1,741	\$400	\$2,675	\$10,137
Cholla Academy	078995000	Cholla Academy	\$3,135,997	\$216,818	\$1,078,139	\$302,238	\$1,636,805	\$6,369,997
Total Attending ADM:	501.7899	Per ADM Amounts:	\$6,250	\$432	\$2,149	\$602	\$3,262	\$12,695
Cicero Preparatory Academy	078249000	Cicero Preparatory Academy	\$3,139,224	\$294,106	\$1,277,115	\$317,183	\$1,226,368	\$6,253,996
Total Attending ADM:	486.6692	Per ADM Amounts:	\$6,450	\$604	\$2,624	\$652	\$2,520	\$12,851
Concordia Charter School, Inc.	078530000	Concordia Charter School, Inc.	\$548,181	\$21,831	\$255,296	\$84,172	\$387,399	\$1,296,879
Total Attending ADM:	75.2960	Per ADM Amounts:	\$7,280	\$290	\$3,391	\$1,118	\$5,145	\$17,224
Comerstone Charter School, Inc	078994000	Comerstone Charter School, Inc	\$596,711	\$32,979	\$640,338	\$283,088	\$414,605	\$1,967,721
Total Attending ADM:	139.1433	Per ADM Amounts:	\$4,288	\$237	\$4,602	\$2,035	\$2,980	\$14,142
Cortez Park Charter Middle School, Inc.	078975000	Cortez Park Charter Middle School, Inc.	\$1,329,205	\$132,642	\$620,402	\$89,552	\$610,363	\$2,782,164
Total Attending ADM:	254.7790	Per ADM Amounts:	\$5,217	\$521	\$2,435	\$351	\$2,396	\$10,920
Country Gardens Charter Schools	078513000	Country Gardens Charter Schools	\$1,369,541	\$82,504	\$286,641	\$101,114	\$1,687,050	\$3,526,850
Total Attending ADM:	285.6522	Per ADM Amounts:	\$4,794	\$289	\$1,003	\$354	\$5,906	\$12,347
CPLC Community Schools	078608000	CPLC Community Schools	\$250,893	\$6,747	\$330,680	\$61,593	\$15,097	\$665,010
Total Attending ADM:	57.6770	Per ADM Amounts:	\$4,350	\$117	\$5,733	\$1,068	\$262	\$11,530
Crown Charter School, Inc	078921000	Crown Charter School, Inc	\$1,892,971	\$19,474	\$1,045,734	\$134,247	\$356,834	\$3,449,260

Current Expenditures for Charter Schools		Classroom Instruction	Classroom Supplies	Administration	Student Support Services	Other Support Services	Total Current Expenditures
Maricopa							
Total Attending ADM:	299.9140	\$6,312	\$65	\$3,487	\$448	\$1,190	\$11,501
Daisy Education Corporation dba Paragon Science Ac		\$2,749,388	\$142,490	\$1,482,037	\$198,100	\$665,296	\$5,237,311
Total Attending ADM:	583.0119	\$4,716	\$244	\$2,542	\$340	\$1,141	\$8,983
Daisy Education Corporation dba. Sonoran Science A		\$1,155,856	\$69,619	\$741,659	\$103,218	\$1,473,992	\$3,544,344
Total Attending ADM:	241.7177	\$4,782	\$288	\$3,068	\$427	\$6,098	\$14,663
Deer Valley Charter Schools, Inc.		\$32,534	\$388	\$89,456	\$37,751	\$57,749	\$217,878
Total Attending ADM:	25.5125	\$1,275	\$15	\$3,506	\$1,480	\$2,264	\$8,540
Desert Heights Charter Schools		\$5,551,114	\$458,551	\$2,068,271	\$361,407	\$1,710,715	\$10,150,058
Total Attending ADM:	849.9357	\$6,531	\$540	\$2,433	\$425	\$2,013	\$11,942
EAGLE College Prep Maryvale, LLC		\$1,564,629	\$220,405	\$1,177,007	\$460,644	\$1,082,489	\$4,505,174
Total Attending ADM:	325.9343	\$4,800	\$676	\$3,611	\$1,413	\$3,321	\$13,822
EAGLE College Prep Mesa, LLC.		\$795,697	\$115,753	\$637,219	\$262,086	\$671,398	\$2,482,153
Total Attending ADM:	160.4104	\$4,960	\$722	\$3,972	\$1,634	\$4,186	\$15,474
EAGLE South Mountain Charter, Inc.		\$2,473,680	\$196,580	\$1,376,415	\$569,861	\$1,311,787	\$5,928,323
Total Attending ADM:	457.3398	\$5,409	\$430	\$3,010	\$1,246	\$2,868	\$12,963
East Mesa Charter Elementary School, Inc.		\$2,149,607	\$74,559	\$1,658,097	\$103,433	\$354,840	\$4,340,536
Total Attending ADM:	553.2364	\$3,886	\$135	\$2,997	\$187	\$641	\$7,846
Edison Project		\$1,515,107	\$143,115	\$772,326	\$106,042	\$615,221	\$3,151,811
Total Attending ADM:	234.8285	\$6,452	\$609	\$3,289	\$452	\$2,620	\$13,422
Edkey, Inc.		\$2,107,531	\$55,129	\$731,433	\$7782	\$504,765	\$3,406,640
Total Attending ADM:	202.0766	\$10,429	\$273	\$3,620	\$39	\$2,498	\$16,858
Edkey, Inc. - Pathfinder Academy		\$5,863,674	\$93,406	\$1,167,522	\$27,472	\$1,810,734	\$8,962,808
Total Attending ADM:	983.2220	\$5,964	\$95	\$1,187	\$28	\$1,842	\$9,116
Edkey, Inc. - Redwood Academy		\$913,851	\$29,973	\$310,836	\$710	\$810,193	\$2,065,563
Total Attending ADM:	119.6735	\$7,636	\$250	\$2,597	\$6	\$6,770	\$17,260
Edkey, Inc. - Sequoia Choice Schools		\$20,169,568	\$251,907	\$3,798,775	\$930,900	\$2,020,998	\$27,172,148
Total Attending ADM:	2,203.4038	\$9,154	\$114	\$1,724	\$422	\$917	\$12,332
Edkey, Inc. - Sequoia Pathway Academy		\$4,169,003	\$133,503	\$1,360,166	\$183,253	\$2,037,583	\$7,883,508
Total Attending ADM:	746.9224	\$5,582	\$179	\$1,821	\$245	\$2,728	\$10,555
Edkey, Inc. - Sequoia School for the Deaf and Hard		\$1,589,013	\$16,149	\$627,470	\$22,105	\$952,593	\$3,207,330
Total Attending ADM:	65.4841	\$24,266	\$247	\$9,582	\$338	\$14,547	\$48,979
Edkey, Inc. - Sequoia Village School		\$2,189,188	\$70,950	\$795,726	\$36,880	\$1,504,455	\$4,597,199
Total Attending ADM:	351.9789	\$6,220	\$202	\$2,261	\$105	\$4,274	\$13,061
Edkey, Inc. dba Arizona Conservatory for Arts and		\$2,136,406	\$52,776	\$402,127	\$66,665	\$539,513	\$3,197,487
Total Attending ADM:	275.9076	\$7,743	\$191	\$1,457	\$242	\$1,955	\$11,589
Edkey, Inc. dba Sequoia Charter School		\$5,798,805	\$55,791	\$1,082,937	\$228,304	\$2,432,869	\$9,598,706
Total Attending ADM:	666.4618	\$8,701	\$84	\$1,625	\$343	\$3,650	\$14,402
Educational Options Foundation		\$756,154	\$5,274	\$877,199	\$120,418	\$456,948	\$2,215,993
Total Attending ADM:	627.9765	\$1,204	\$8	\$1,397	\$192	\$728	\$3,529
Empower College Prep		\$0	\$0	\$0	\$0	\$0	\$0
Total Attending ADM:	1,012.3223	\$0	\$0	\$0	\$0	\$0	\$0

Current Expenditures for Charter Schools		Classroom Instruction	Classroom Supplies	Administration	Student Support Services	Other Support Services	Total Current Expenditures
Maricopa							
Esperitu Community Development Corp.	078103000	\$223,663	\$136	\$127,273	\$12,826	\$1,955,146	\$2,319,044
Total Attending ADM:	333.9248	\$670	\$0	\$381	\$38	\$5,855	\$6,945
Esperitu Community Development Corp.	078711000	\$386,044	\$34,424	\$1,019,815	\$60,906	\$1,587,926	\$3,089,115
Total Attending ADM:	306.4084	\$1,260	\$112	\$3,328	\$199	\$5,182	\$10,082
Esperitu Schools	078275000	\$170,295	\$1	\$453,141	\$175,560	\$699,746	\$1,498,743
Total Attending ADM:	39.5700	\$4,304	\$0	\$11,452	\$4,437	\$17,684	\$37,876
Estrella Educational Foundation	078239000	\$2,122,616	\$254,667	\$831,010	\$335,654	\$1,580,581	\$5,124,528
Total Attending ADM:	394.5695	\$5,380	\$645	\$2,106	\$851	\$4,006	\$12,988
Ethos Academy - A Challenge Foundation Academy	078254000	\$2,321,512	\$86,890	\$844,211	\$119,776	\$993,682	\$4,366,071
Total Attending ADM:	331.1929	\$7,010	\$262	\$2,549	\$362	\$3,000	\$13,183
Excalbur Charter Schools, Inc.	078901000	\$1,908,396	\$29,826	\$556,708	\$263,160	\$782,807	\$3,540,897
Total Attending ADM:	286.7674	\$6,655	\$104	\$1,941	\$918	\$2,730	\$12,348
Fit Kids, Inc. dba Champion Schools	078785000	\$5,650,920	\$420,358	\$3,681,768	\$948,822	\$5,699,061	\$16,400,929
Total Attending ADM:	1,268.8502	\$4,454	\$331	\$2,902	\$748	\$4,492	\$12,926
Franklin Phonetic Primary School, Inc.	078263000	\$415,985	\$7,400	\$52,845	\$620,688	\$249,480	\$1,346,398
Total Attending ADM:	69.3535	\$5,998	\$107	\$762	\$8,950	\$3,597	\$19,414
Freedom Academy, Inc.	078528000	\$1,626,459	\$115,261	\$747,499	\$240,104	\$400,866	\$3,130,189
Total Attending ADM:	304.1024	\$5,348	\$379	\$2,458	\$790	\$1,318	\$10,293
Freedom Preparatory Academy	078638000	\$1,425,492	\$61,726	\$441,464	\$300,864	\$211,494	\$2,441,040
Total Attending ADM:	298.2704	\$4,779	\$207	\$1,480	\$1,009	\$709	\$8,184
Friendly House, Inc.	078611000	\$1,789,160	\$108,435	\$641,542	\$233,530	\$1,299,554	\$4,072,221
Total Attending ADM:	241.8201	\$7,399	\$448	\$2,653	\$966	\$5,374	\$16,840
GAR, LLC dba Student Choice High School	078679000	\$11,732,761	\$164,515	\$4,617,237	\$3,454,176	\$1,633,949	\$21,602,638
Total Attending ADM:	2,089.4535	\$5,615	\$79	\$2,210	\$1,653	\$782	\$10,339
Genesis Program, Inc.	078708000	\$295,786	\$13,503	\$478,489	\$54,065	\$104,416	\$946,259
Total Attending ADM:	59.1095	\$5,004	\$228	\$8,095	\$915	\$1,766	\$16,009
George Gervin Youth Center, Inc.	078585000	\$645,219	\$72,510	\$278,499	\$231,654	\$725,050	\$1,952,932
Total Attending ADM:	148.3205	\$4,350	\$489	\$1,878	\$1,562	\$4,888	\$13,167
Glendale Preparatory Academy	078540000	\$3,803,421	\$530,992	\$1,441,328	\$359,633	\$1,382,884	\$7,518,258
Total Attending ADM:	624.8358	\$6,087	\$850	\$2,307	\$576	\$2,213	\$12,032
Happy Valley East	078594000	\$2,340,693	\$3,849	\$622,052	\$183,338	\$1,211,909	\$4,361,841
Total Attending ADM:	405.0396	\$5,779	\$10	\$1,536	\$453	\$2,992	\$10,769
Happy Valley School, Inc.	078998000	\$3,053,190	\$323,397	\$503,697	\$302,846	\$901,113	\$5,084,243
Total Attending ADM:	522.0514	\$5,848	\$619	\$965	\$580	\$1,726	\$9,739
Heartwood AZ	078627000	\$1,300,627	\$221,293	\$434,270	\$57,159	\$735,272	\$2,748,621
Total Attending ADM:	124.7826	\$10,423	\$1,773	\$3,480	\$458	\$5,892	\$22,027
Heritage Academy Gateway, Inc.	078258000	\$7,757,697	\$296,299	\$2,213,649	\$19,461	\$784,518	\$11,071,624
Total Attending ADM:	1,448.2856	\$5,356	\$205	\$1,528	\$13	\$542	\$7,645
Heritage Academy Laveen, Inc.	078259000	\$2,649,018	\$72,288	\$920,024	\$84,124	\$348,008	\$4,073,442
Total Attending ADM:	659.0156	\$4,020	\$110	\$1,396	\$128	\$528	\$6,181
Heritage Academy Pointe, Inc.	078651000	\$1,082,454	\$53,166	\$291,009	\$1,423	\$412,064	\$1,840,116

Current Expenditures for Charter Schools		Classroom Instruction	Classroom Supplies	Administration	Student Support Services	Other Support Services	Total Current Expenditures
Maricopa							
Total Attending ADM:	117.6755	\$9,199	\$452	\$2,473	\$12	\$3,502	\$15,637
Heritage Academy, Inc.		\$5,727,188	\$320,451	\$403,488	\$80,835	\$1,058,085	\$7,590,047
Total Attending ADM:	851.8714	\$6,723	\$376	\$474	\$95	\$1,242	\$8,910
Heritage Elementary School		\$3,334,635	\$147,071	\$1,807,672	\$493,393	\$3,716,950	\$9,499,721
Total Attending ADM:	808.5941	\$4,124	\$182	\$2,236	\$610	\$4,597	\$11,748
Highland Prep		\$2,002,326	\$201,101	\$1,178,497	\$1	\$1,680,844	\$5,062,769
Total Attending ADM:	500.6923	\$3,999	\$402	\$2,354	\$0	\$3,357	\$10,112
Hirsch Academy A Challenge Foundation		\$1,383,060	\$6,773	\$438,538	\$4,615	\$410,168	\$2,243,154
Total Attending ADM:	160.8500	\$8,598	\$42	\$2,726	\$29	\$2,550	\$13,946
Horizon Community Learning Center, Inc.		\$2,710,147	\$207,757	\$1,145,313	\$477,450	\$796,278	\$5,336,945
Total Attending ADM:	673.7625	\$4,022	\$308	\$1,700	\$709	\$1,182	\$7,921
Horizon Community Learning Center, Inc.		\$3,110,782	\$186,291	\$812,813	\$254,305	\$792,538	\$5,156,729
Total Attending ADM:	767.8077	\$4,052	\$243	\$1,059	\$331	\$1,032	\$6,716
Humanities and Sciences Academy of the United Stat		\$2,149,976	\$24,026	\$854,008	\$0	\$44,023	\$3,072,033
Total Attending ADM:	373.7714	\$5,752	\$64	\$2,285	\$0	\$118	\$8,219
Imagine Avondale Elementary, Inc.		\$2,171,000	\$227,090	\$1,200,983	\$115,901	\$1,434,254	\$5,149,228
Total Attending ADM:	381.7976	\$5,686	\$595	\$3,146	\$304	\$3,757	\$13,487
Imagine Avondale Middle, Inc.		\$1,393,729	\$245,778	\$431,486	\$1,651	\$464,991	\$2,537,635
Total Attending ADM:	182.1876	\$7,650	\$1,349	\$2,368	\$9	\$2,552	\$13,929
Imagine Camelback Middle, Inc.		\$932,459	\$266,306	\$536,988	\$108,052	\$536,190	\$2,379,995
Total Attending ADM:	170.3128	\$5,475	\$1,564	\$3,153	\$634	\$3,148	\$13,974
Imagine Charter Elementary at Camelback, Inc.		\$1,955,069	\$64,672	\$880,251	\$168,047	\$1,135,271	\$4,203,310
Total Attending ADM:	294.8876	\$6,630	\$219	\$2,985	\$570	\$3,850	\$14,254
Imagine Charter Elementary at Desert West, Inc.		\$3,863,082	\$155,638	\$1,929,470	\$230,551	\$2,037,371	\$8,216,112
Total Attending ADM:	646.3439	\$5,977	\$241	\$2,985	\$357	\$3,152	\$12,712
Imagine Coolidge Elementary, Inc.		\$3,481,176	\$204,362	\$1,808,046	\$216,954	\$2,698,488	\$8,389,026
Total Attending ADM:	591.0316	\$5,856	\$346	\$3,059	\$367	\$4,566	\$14,194
Imagine Desert West Middle, Inc.		\$2,627,738	\$88,999	\$1,355,965	\$85,877	\$1,166,458	\$5,325,037
Total Attending ADM:	422.0754	\$6,226	\$211	\$3,213	\$203	\$2,764	\$12,616
Imagine Middle at East Mesa, Inc.		\$583,771	\$80,736	\$325,149	\$25,599	\$208,160	\$1,223,415
Total Attending ADM:	138.4880	\$4,215	\$583	\$2,348	\$185	\$1,503	\$8,834
Imagine Middle at Surprise, Inc.		\$1,599,151	\$33,246	\$650,630	\$138,163	\$1,606,710	\$4,027,900
Total Attending ADM:	264.5033	\$6,046	\$126	\$2,460	\$522	\$6,074	\$15,228
Imagine Prep Coolidge, Inc.		\$2,687,442	\$96,132	\$1,546,461	\$74,005	\$2,191,399	\$6,595,439
Total Attending ADM:	430.4394	\$6,243	\$223	\$3,593	\$172	\$5,091	\$15,323
Imagine Prep Superstition, Inc.		\$1,037,696	\$12,543	\$907,201	\$18,747	\$1,128,947	\$3,105,134
Total Attending ADM:	273.1593	\$3,799	\$46	\$3,321	\$69	\$4,133	\$11,367
Imagine Prep Surprise, Inc.		\$1,812,800	\$76,424	\$1,302,123	\$68,815	\$951,648	\$4,211,810
Total Attending ADM:	258.9988	\$6,999	\$295	\$5,028	\$266	\$3,674	\$16,262
Imagine Superstition Middle, Inc.		\$432,806	\$10,714	\$404,927	\$24,071	\$345,788	\$1,218,306
Total Attending ADM:	147.3322	\$2,938	\$73	\$2,748	\$163	\$2,347	\$8,269

Current Expenditures for Charter Schools		Classroom Instruction	Classroom Supplies	Administration	Student Support Services	Other Support Services	Total Current Expenditures
Maricopa							
Incito Schools		\$934,195	\$19,747	\$1,047,433	\$169,015	\$750,096	\$2,920,486
Total Attending ADM:	174.3868	Per ADM Amounts: \$5,357	\$113	\$6,006	\$969	\$4,301	\$16,747
Intelli-School, Inc.		\$319,394	\$20,665	\$134,867	\$229,010	\$274,409	\$978,345
Total Attending ADM:	54.8186	Per ADM Amounts: \$5,826	\$377	\$2,460	\$4,178	\$5,006	\$17,847
International Commerce Secondary Schools, Inc.		\$1,855,379	\$4,949	\$766,854	\$0	\$50,225	\$2,677,407
Total Attending ADM:	205.7896	Per ADM Amounts: \$9,016	\$24	\$3,726	\$0	\$244	\$13,010
James Madison Preparatory School		\$1,176,376	\$49,290	\$416,224	\$71,089	\$219,746	\$1,932,725
Total Attending ADM:	137.6278	Per ADM Amounts: \$8,548	\$358	\$3,024	\$517	\$1,597	\$14,043
James Sandoval Preparatory High School		\$67,834	\$686	\$73,292	\$27,126	\$191,460	\$360,398
Total Attending ADM:	42.9698	Per ADM Amounts: \$1,579	\$16	\$1,706	\$631	\$4,456	\$8,387
Kaizen Education Foundation dba Advance U		\$427,157	\$248,112	\$322,720	\$105,448	\$347,470	\$1,450,907
Total Attending ADM:	53.7300	Per ADM Amounts: \$7,950	\$4,618	\$6,006	\$1,963	\$6,467	\$27,004
Kaizen Education Foundation dba Discover U Element		\$786,821	\$21,980	\$387,600	\$203,981	\$692,563	\$2,092,945
Total Attending ADM:	152.5539	Per ADM Amounts: \$5,158	\$144	\$2,541	\$1,337	\$4,540	\$13,719
Kaizen Education Foundation dba El Dorado High Sch		\$2,739,830	\$74,056	\$1,655,865	\$400,451	\$2,753,502	\$7,623,704
Total Attending ADM:	723.8949	Per ADM Amounts: \$3,785	\$102	\$2,287	\$553	\$3,804	\$10,532
Kaizen Education Foundation dba Gilbert Arts Acad		\$903,240	\$24,638	\$385,821	\$186,111	\$680,968	\$2,180,778
Total Attending ADM:	157.7450	Per ADM Amounts: \$5,726	\$156	\$2,446	\$1,180	\$4,317	\$13,825
Kaizen Education Foundation dba Havasu Preparatory		\$902,090	\$9,497	\$472,259	\$203,784	\$770,849	\$2,358,479
Total Attending ADM:	184.0680	Per ADM Amounts: \$4,901	\$52	\$2,566	\$1,107	\$4,188	\$12,813
Kaizen Education Foundation dba Liberty Arts Acad		\$2,129,323	\$41,063	\$645,212	\$281,355	\$1,305,540	\$4,402,493
Total Attending ADM:	333.2180	Per ADM Amounts: \$6,390	\$123	\$1,936	\$844	\$3,918	\$13,212
Kaizen Education Foundation dba Maya High School		\$1,729,741	\$153,965	\$973,193	\$433,464	\$1,575,620	\$4,865,983
Total Attending ADM:	356.3918	Per ADM Amounts: \$4,853	\$432	\$2,731	\$1,216	\$4,421	\$13,653
Kaizen Education Foundation dba Mission Heights Pr		\$2,766,294	\$116,313	\$1,681,703	\$458,769	\$2,524,891	\$7,547,970
Total Attending ADM:	685.9305	Per ADM Amounts: \$4,033	\$170	\$2,452	\$669	\$3,681	\$11,004
Kaizen Education Foundation dba South Pointe Eleme		\$1,378,127	\$23,395	\$623,419	\$285,580	\$1,509,649	\$3,820,170
Total Attending ADM:	273.6026	Per ADM Amounts: \$5,037	\$86	\$2,279	\$1,044	\$5,518	\$13,962
Kaizen Education Foundation dba South Pointe Junio		\$651,577	\$38,399	\$469,419	\$348,316	\$755,311	\$2,263,022
Total Attending ADM:	113.4252	Per ADM Amounts: \$5,745	\$339	\$4,139	\$3,071	\$6,659	\$19,952
Kaizen Education Foundation dba Summit High School		\$724,480	\$16,402	\$542,194	\$209,869	\$1,074,392	\$2,567,337
Total Attending ADM:	195.9595	Per ADM Amounts: \$3,697	\$84	\$2,767	\$1,071	\$5,483	\$13,101
Kaizen Education Foundation dba Tempe Accelerated		\$376,450	\$6,422	\$349,698	\$220,465	\$297,308	\$1,250,343
Total Attending ADM:	76.1525	Per ADM Amounts: \$4,943	\$84	\$4,592	\$2,895	\$3,904	\$16,419
Kaizen Education Foundation dba Vista Grove Prepar		\$506,297	\$75,190	\$370,863	\$77,163	\$739,309	\$1,768,822
Total Attending ADM:	68.0471	Per ADM Amounts: \$7,440	\$1,105	\$5,450	\$1,134	\$10,865	\$25,994
Kaizen Education Foundation dba Vista Grove Prepar		\$120,655	\$72,922	\$88,903	\$42,745	\$214,178	\$539,403
Total Attending ADM:	27.2613	Per ADM Amounts: \$4,426	\$2,675	\$3,261	\$1,568	\$7,856	\$19,786
Kaleidoscope School		\$1,523,922	\$186,626	\$464,023	\$332,165	\$793,401	\$3,300,137
Total Attending ADM:	250.6612	Per ADM Amounts: \$6,080	\$745	\$1,851	\$1,325	\$3,165	\$13,166
Kestrel Schools, Inc.		\$34,795	\$66	\$78,446	\$16,538	\$64,415	\$194,250

Current Expenditures for Charter Schools		Classroom Instruction	Classroom Supplies	Administration	Student Support Services	Other Support Services	Total Current Expenditures
Maricopa							
Total Attending ADM:	33.6893	\$1,033	\$2	\$2,329	\$491	\$1,912	\$5,766
Keystone Montessori Charter School, Inc.		\$2,063,658	\$32,338	\$863,675	\$5,802	\$295,259	\$3,260,732
Total Attending ADM:	197.4122	\$10,454	\$164	\$4,375	\$29	\$1,496	\$16,517
Khalisa Montessori Elementary Schools		\$787,466	\$16,884	\$383,708	\$57,150	\$122,536	\$1,347,744
Total Attending ADM:	103.5600	\$7,411	\$163	\$3,705	\$552	\$1,183	\$13,014
LEAD Charter Schools		\$5,065,088	\$384,563	\$2,680,342	\$747,767	\$1,665,942	\$10,523,702
Total Attending ADM:	856.0863	\$5,917	\$426	\$3,131	\$873	\$1,946	\$12,293
Legacy Education Group		\$711,191	\$65,941	\$369,365	\$180,364	\$851,101	\$2,177,962
Total Attending ADM:	158.5070	\$4,487	\$416	\$2,330	\$1,138	\$5,369	\$13,740
Legacy Traditional School - Avondale		\$6,201,924	\$259,191	\$3,460,183	\$958,950	\$1,245,484	\$12,125,732
Total Attending ADM:	1,240.2849	\$5,000	\$209	\$2,790	\$773	\$1,004	\$9,777
Legacy Traditional School - Chandler		\$5,107,812	\$277,277	\$2,676,658	\$492,475	\$1,553,600	\$10,107,822
Total Attending ADM:	1,086.2620	\$4,702	\$255	\$2,464	\$453	\$1,430	\$9,305
Legacy Traditional School - Deer Valley		\$2,051,831	\$265,062	\$1,266,054	\$627,974	\$991,984	\$5,202,905
Total Attending ADM:	459.2655	\$4,468	\$577	\$2,757	\$1,367	\$2,160	\$11,329
Legacy Traditional School - East Mesa		\$4,917,442	\$259,132	\$2,572,329	\$778,031	\$1,360,316	\$9,887,250
Total Attending ADM:	957.6807	\$5,135	\$271	\$2,686	\$812	\$1,420	\$10,324
Legacy Traditional School - East Tucson		\$1,950,440	\$94,208	\$1,236,223	\$405,582	\$715,085	\$4,401,538
Total Attending ADM:	368.5041	\$5,293	\$256	\$3,355	\$1,101	\$1,941	\$11,944
Legacy Traditional School - Gilbert		\$4,654,224	\$220,436	\$2,499,002	\$762,782	\$1,373,660	\$9,510,104
Total Attending ADM:	967.6298	\$4,810	\$228	\$2,583	\$788	\$1,420	\$9,828
Legacy Traditional School - Glendale		\$6,410,838	\$182,596	\$2,775,784	\$815,371	\$1,355,974	\$11,540,563
Total Attending ADM:	1,228.2359	\$5,220	\$149	\$2,260	\$664	\$1,104	\$9,396
Legacy Traditional School - Goodyear		\$2,593,766	\$156,178	\$1,573,295	\$797,224	\$917,252	\$6,037,715
Total Attending ADM:	542.3149	\$4,783	\$288	\$2,901	\$1,470	\$1,691	\$11,133
Legacy Traditional School - Laveen Village		\$4,424,549	\$142,814	\$2,447,412	\$809,018	\$1,199,019	\$9,022,812
Total Attending ADM:	972.8001	\$4,548	\$147	\$2,516	\$832	\$1,233	\$9,275
Legacy Traditional School - Mesa		\$2,392,125	\$70,856	\$1,476,976	\$394,493	\$796,350	\$5,130,800
Total Attending ADM:	471.8442	\$5,070	\$150	\$3,130	\$836	\$1,688	\$10,874
Legacy Traditional School - North Chandler		\$3,875,897	\$227,415	\$2,224,841	\$665,739	\$1,183,182	\$8,177,074
Total Attending ADM:	849.1909	\$4,564	\$288	\$2,620	\$784	\$1,393	\$9,629
Legacy Traditional School - North Phoenix		\$2,141,665	\$112,286	\$1,638,018	\$539,160	\$1,485,676	\$5,916,805
Total Attending ADM:	520.8632	\$4,112	\$216	\$3,145	\$1,035	\$2,852	\$11,360
Legacy Traditional School - Peoria		\$3,332,397	\$176,200	\$1,733,696	\$507,287	\$1,021,335	\$6,770,915
Total Attending ADM:	599.5819	\$5,558	\$294	\$2,892	\$846	\$1,703	\$11,293
Legacy Traditional School - Phoenix		\$5,270,109	\$244,603	\$3,470,387	\$958,225	\$1,539,573	\$11,482,897
Total Attending ADM:	1,152.2875	\$4,574	\$212	\$3,012	\$832	\$1,336	\$9,965
Legacy Traditional School - Surprise		\$9,781,800	\$524,905	\$5,893,218	\$1,694,990	\$2,163,435	\$20,056,348
Total Attending ADM:	2,093.0590	\$4,673	\$251	\$2,816	\$810	\$1,034	\$9,583
Legacy Traditional School - West Surprise		\$4,821,511	\$302,613	\$2,832,390	\$656,349	\$1,388,255	\$10,001,118
Total Attending ADM:	1,140.8001	\$4,226	\$265	\$2,483	\$575	\$1,217	\$8,767

Current Expenditures for Charter Schools		Classroom Instruction	Classroom Supplies	Administration	Student Support Services	Other Support Services	Total Current Expenditures
Maricopa							
Liberty Traditional Charter School	078784000	\$3,199,256	\$79,718	\$2,583,353	\$492,891	\$1,319,432	\$7,674,650
Total Attending ADM:	570.1036	\$5,612	\$140	\$4,531	\$865	\$2,314	\$13,462
Lincoln Preparatory Academy	078235000	\$3,354,604	\$334,399	\$1,202,211	\$405,894	\$1,410,079	\$6,707,187
Total Attending ADM:	589.6242	\$5,689	\$567	\$2,039	\$688	\$2,391	\$11,375
Little Lamb Community School	078997000	\$910,046	\$43,273	\$237,994	\$108,067	\$334,294	\$1,633,674
Total Attending ADM:	116.3072	\$7,825	\$372	\$2,046	\$929	\$2,874	\$14,046
Madison Highland Prep	078219000	\$3,168,799	\$673,867	\$1,422,308	\$32,074	\$730,636	\$6,027,684
Total Attending ADM:	474.3467	\$6,680	\$1,421	\$2,998	\$68	\$1,540	\$12,707
Madison Highland Prep Phoenix	078419000	\$1,294,040	\$427,614	\$382,358	\$13,792	\$1,101,862	\$3,219,666
Total Attending ADM:	283.4660	\$4,565	\$1,509	\$1,349	\$49	\$3,887	\$11,358
Maricopa County Community College District dba Gat	078647000	\$2,587,102	\$47,446	\$424,015	\$237,939	\$32,715	\$3,329,217
Total Attending ADM:	344.2894	\$7,514	\$138	\$1,232	\$691	\$95	\$9,670
Manyvale Preparatory Academy	078592000	\$6,426,985	\$422,105	\$2,431,630	\$1,390,907	\$2,872,231	\$13,543,858
Total Attending ADM:	1,025.0783	\$6,270	\$412	\$2,372	\$1,357	\$2,802	\$13,212
MCCCD on behalf of Phoenix College Preparatory Aca	078743000	\$1,674,663	\$25,760	\$383,756	\$208,044	\$177,493	\$2,469,716
Total Attending ADM:	253.0711	\$6,617	\$102	\$1,516	\$822	\$701	\$9,759
Metropolitan Arts Institute, Inc.	078906000	\$1,418,609	\$94,602	\$463,238	\$331,381	\$277,848	\$2,585,878
Total Attending ADM:	250.0198	\$5,674	\$378	\$1,853	\$1,326	\$1,111	\$10,343
Midtown Primary School	078976000	\$720,662	\$23,078	\$162,202	\$71,719	\$527,491	\$1,505,152
Total Attending ADM:	96.2529	\$7,487	\$240	\$1,685	\$745	\$5,480	\$15,637
Milestones Charter School	078791000	\$1,090,033	\$72,084	\$283,707	\$478,036	\$776,905	\$2,680,765
Total Attending ADM:	163.1906	\$6,680	\$442	\$1,616	\$2,929	\$4,761	\$16,427
Montessori Academy, Inc.	078977000	\$1,169,337	\$44,568	\$444,962	\$99,510	\$682,728	\$2,441,105
Total Attending ADM:	111.3298	\$10,503	\$400	\$3,997	\$894	\$6,132	\$21,927
Montessori Day Public Schools Chartered, Inc.	078758000	\$1,013,289	\$25,230	\$103,929	\$70,490	\$734,814	\$1,947,752
Total Attending ADM:	162.5395	\$6,234	\$155	\$639	\$434	\$4,521	\$11,983
Montessori Education Centre Charter School	078763000	\$3,152,477	\$225,320	\$317,646	\$362,098	\$963,351	\$5,020,892
Total Attending ADM:	403.2801	\$7,817	\$559	\$788	\$898	\$2,389	\$12,450
New Horizon School for the Performing Arts	078771000	\$712,203	\$66,542	\$565,449	\$96,263	\$338,037	\$1,778,494
Total Attending ADM:	121.5315	\$5,860	\$548	\$4,653	\$792	\$2,781	\$14,634
New Learning Ventures, Inc.	078692000	\$785,432	\$59,701	\$482,224	\$73,809	\$165,384	\$1,566,550
Total Attending ADM:	110.3451	\$7,118	\$541	\$4,370	\$669	\$1,499	\$14,197
New School For The Arts	078903000	\$1,034,468	\$215,382	\$478,846	\$0	\$346,137	\$2,074,833
Total Attending ADM:	188.5515	\$5,486	\$1,142	\$2,540	\$0	\$1,836	\$11,004
New School for the Arts Middle School	078981000	\$576,183	\$23,920	\$126,939	\$53,164	\$132,942	\$913,148
Total Attending ADM:	76.4781	\$7,534	\$313	\$1,660	\$695	\$1,738	\$11,940
New World Educational Center	078760000	\$792,393	\$17,077	\$494,898	\$72,815	\$625,718	\$2,002,901
Total Attending ADM:	188.2208	\$4,210	\$91	\$2,629	\$387	\$3,324	\$10,641
Noah Webster Schools - Mesa	078930000	\$2,079,235	\$71,177	\$1,122,534	\$57,379	\$1,976,325	\$5,306,650
Total Attending ADM:	463.8760	\$4,482	\$153	\$2,420	\$124	\$4,260	\$11,440
Noah Webster Schools-Pima	078261000	\$1,324,193	\$30,762	\$246,544	\$61,649	\$1,746,340	\$3,409,488

Current Expenditures for Charter Schools		Classroom Instruction	Classroom Supplies	Administration	Student Support Services	Other Support Services	Total Current Expenditures
Maricopa							
Total Attending ADM:	234,1159	\$5,656	\$131	\$1,053	\$263	\$7,459	\$14,563
North Phoenix Preparatory Academy		\$3,476,035	\$277,913	\$1,275,305	\$335,374	\$1,475,923	\$6,840,550
Total Attending ADM:	626,8392	\$5,545	\$443	\$2,035	\$535	\$2,355	\$10,913
North Star Charter School, Inc.		\$4,150,655	\$42,412	\$1,696,208	\$11,253	\$260,448	\$6,160,976
Total Attending ADM:	755,1591	\$5,496	\$56	\$2,246	\$15	\$345	\$8,159
Ombudsman Educational Services, Ltd., a subsidiary		\$4,670,157	\$26,122	\$4,515,424	\$0	\$1,843,233	\$11,054,936
Total Attending ADM:	1,371,4246	\$3,405	\$19	\$3,293	\$0	\$1,344	\$8,061
P.L.C. Charter Schools		\$4,290,774	\$672,712	\$1,534,683	\$1,038,293	\$2,686,162	\$10,222,624
Total Attending ADM:	846,2037	\$5,071	\$795	\$1,814	\$1,227	\$3,174	\$12,081
Pan-American Elementary Charter		\$6,233,140	\$572,566	\$1,484,020	\$189,396	\$5,100,373	\$13,579,495
Total Attending ADM:	1,128,4222	\$5,524	\$507	\$1,315	\$168	\$4,520	\$12,034
Paragon Management, Inc.		\$15,112,070	\$1,235,035	\$3,710,566	\$2,495,043	\$4,060,404	\$26,613,118
Total Attending ADM:	2,801,6178	\$5,394	\$441	\$1,324	\$891	\$1,449	\$9,499
PAS Charter, Inc., dba Intelli-School		\$608,588	\$37,876	\$248,652	\$505,718	\$552,405	\$1,953,239
Total Attending ADM:	116,3758	\$5,230	\$325	\$2,137	\$4,346	\$4,747	\$16,784
Pathfinder Charter School Foundation		\$3,498,329	\$189,916	\$1,127,073	\$132,709	\$473,663	\$5,421,690
Total Attending ADM:	411,4580	\$8,502	\$462	\$2,739	\$323	\$1,151	\$13,177
Pathways In Education-Arizona, Inc.		\$1,035,287	\$56,530	\$330,632	\$347,186	\$541,856	\$2,311,491
Total Attending ADM:	173,2092	\$5,977	\$326	\$1,909	\$2,004	\$3,128	\$13,345
Paul Revere Academy, Inc.		\$1,104,311	\$100,342	\$454,600	\$16,870	\$119,462	\$1,795,585
Total Attending ADM:	43,4405	\$25,421	\$2,310	\$10,465	\$388	\$2,750	\$41,334
Pensar Academy		\$760,628	\$213,254	\$702,053	\$88,899	\$414,957	\$2,179,791
Total Attending ADM:	208,9065	\$3,641	\$1,021	\$3,361	\$426	\$1,986	\$10,434
Phoenix International Academy		\$1,086,507	\$73,775	\$529,759	\$112,515	\$1,010,569	\$2,813,125
Total Attending ADM:	180,6721	\$6,014	\$408	\$2,932	\$623	\$5,593	\$15,570
Phoenix School of Academic Excellence The		\$391,268	\$18,708	\$376,163	\$67,516	\$571,437	\$1,425,092
Total Attending ADM:	104,7174	\$3,736	\$179	\$3,592	\$645	\$5,457	\$13,609
Pillar Charter School		\$69,459	\$6,585	\$104,666	\$0	\$18,811	\$199,521
Total Attending ADM:	11,1894	\$6,208	\$589	\$9,354	\$0	\$1,681	\$17,831
Pinnacle Education-Tempe, Inc.		\$918,372	\$600	\$225,022	\$105,386	\$321,180	\$1,570,560
Total Attending ADM:	261,7791	\$3,508	\$2	\$860	\$403	\$1,227	\$6,000
Pinnacle Education-WMGB, Inc.		\$218,998	\$180	\$88,726	\$18,816	\$45,609	\$372,329
Total Attending ADM:	69,4794	\$3,152	\$3	\$1,277	\$271	\$656	\$5,359
Pioneer Preparatory School		\$3,384,542	\$63,745	\$1,387,983	\$140,181	\$961,357	\$5,937,808
Total Attending ADM:	364,8243	\$9,277	\$175	\$3,805	\$384	\$2,635	\$16,276
Pioneer Technology & Arts Academy of Arizona		\$1,909,552	\$180,158	\$1,008,775	\$450,357	\$1,618,721	\$5,167,563
Total Attending ADM:	412,4465	\$4,630	\$437	\$2,446	\$1,092	\$3,925	\$12,529
Premier Charter High School		\$1,018,558	\$68,748	\$342,008	\$301,358	\$407,296	\$2,137,968
Total Attending ADM:	164,7916	\$6,181	\$417	\$2,075	\$1,829	\$2,472	\$12,974
Premier Prep Online Academy		\$426,830	\$73,061	\$551,975	\$11,235	\$207,594	\$1,270,695
Total Attending ADM:	137,2781	\$3,109	\$532	\$4,021	\$82	\$1,512	\$9,256

Current Expenditures for Charter Schools		Classroom Instruction	Classroom Supplies	Administration	Student Support Services	Other Support Services	Total Current Expenditures
Maricopa							
Reid Traditional Schools' Painted Rock Academy Inc	078209000	\$1,722,256	\$67,578	\$519,609	\$9,097	\$488,560	\$2,807,100
Total Attending ADM:	431.8235	\$3,988	\$156	\$1,203	\$21	\$1,131	\$6,501
Reid Traditional Schools' Valley Academy, Inc.	078749000	\$2,769,945	\$133,874	\$866,722	\$8,313	\$515,499	\$4,294,353
Total Attending ADM:	653.8364	\$4,236	\$205	\$1,326	\$13	\$788	\$6,568
Research Based Education Corporation	078560000	\$324,268	\$38,064	\$164,671	\$66,497	\$216,741	\$810,241
Total Attending ADM:	68.9847	\$4,701	\$552	\$2,387	\$964	\$3,142	\$11,745
Ridgeline Academy, Inc.	078609000	\$5,232,810	\$365,169	\$1,031,720	\$673,884	\$1,087,903	\$8,391,486
Total Attending ADM:	984.2191	\$5,317	\$371	\$1,048	\$685	\$1,105	\$8,526
Roosevelt Preparatory Academy	078266000	\$4,791,863	\$355,489	\$1,846,773	\$408,522	\$2,234,739	\$9,637,386
Total Attending ADM:	792.1967	\$6,049	\$449	\$2,331	\$516	\$2,821	\$12,165
Rosefield Charter Elementary School, Inc.	078508000	\$3,076,834	\$212,345	\$1,685,130	\$132,629	\$1,594,451	\$6,701,389
Total Attending ADM:	480.4432	\$6,404	\$442	\$3,507	\$276	\$3,319	\$13,948
Sage Academy, Inc.	078688000	\$428,626	\$115	\$232,361	\$17,056	\$930,693	\$1,608,851
Total Attending ADM:	101.9302	\$4,205	\$1	\$2,280	\$167	\$9,131	\$15,784
Salt River Pima-Maricopa Community Schools	078656000	\$1,048,043	\$72,373	\$619,482	\$269,336	\$310,528	\$2,319,762
Total Attending ADM:	53.6400	\$19,538	\$1,349	\$11,549	\$5,021	\$5,789	\$43,247
San Tan Montessori School, Inc.	078539000	\$4,320,514	\$454,145	\$1,913,505	\$129,810	\$2,528,981	\$9,346,955
Total Attending ADM:	845.5891	\$5,109	\$537	\$2,263	\$154	\$2,991	\$11,054
SC Jensen Corporation, Inc. dba Intelli-School	078962000	\$259,959	\$20,099	\$136,196	\$251,797	\$246,940	\$914,991
Total Attending ADM:	55.5346	\$4,681	\$362	\$2,452	\$4,534	\$4,447	\$16,476
Scholars Academy Sunnyslope	078624000	\$1,291,131	\$185,678	\$636,420	\$280,820	\$1,131,160	\$3,525,209
Total Attending ADM:	231.8406	\$5,569	\$801	\$2,745	\$1,211	\$4,879	\$15,205
Scottsdale Country Day School	078243000	\$736,348	\$37,059	\$260,957	\$79,282	\$234,941	\$1,348,587
Total Attending ADM:	119.9776	\$6,137	\$309	\$2,175	\$661	\$1,958	\$11,240
Scottsdale Preparatory Academy	078533000	\$5,026,238	\$445,207	\$1,932,848	\$822,520	\$2,139,014	\$10,365,827
Total Attending ADM:	890.4459	\$5,645	\$500	\$2,171	\$924	\$2,402	\$11,641
Self Development Academy-Phoenix	078256000	\$1,234,340	\$58,969	\$695,413	\$135,333	\$738,042	\$2,862,097
Total Attending ADM:	231.7511	\$5,326	\$254	\$3,001	\$584	\$3,185	\$12,350
Self Development Charter School	078796000	\$1,769,697	\$100,063	\$566,511	\$3,306	\$1,192,815	\$3,632,392
Total Attending ADM:	350.4316	\$5,050	\$286	\$1,617	\$9	\$3,404	\$10,365
Skyline Gila River Schools, LLC	078566000	\$1,720,768	\$7,147	\$1,234,719	\$174,026	\$2,085,462	\$5,222,122
Total Attending ADM:	227.1688	\$7,575	\$31	\$5,435	\$766	\$9,180	\$22,988
Skyline Schools, Inc.	078914000	\$999,907	\$11,627	\$291,760	\$337,322	\$2,100,159	\$3,740,775
Total Attending ADM:	175.9840	\$5,682	\$66	\$1,658	\$1,917	\$11,934	\$21,256
SLAM Arizona, Inc.	078625000	\$689,547	\$128,750	\$175,361	\$15,282	\$332,108	\$1,341,048
Total Attending ADM:	67.3062	\$10,245	\$1,913	\$2,605	\$227	\$4,934	\$19,925
Somerset Academy Arizona, Inc.	078622000	\$935,472	\$332,557	\$204,339	\$140,839	\$551,826	\$2,165,033
Total Attending ADM:	160.1844	\$5,840	\$2,076	\$1,276	\$879	\$3,445	\$13,516
South Phoenix Academy Inc.	078599000	\$1,749,136	\$9,710	\$407,086	\$120,308	\$1,036,100	\$3,322,340
Total Attending ADM:	268.1273	\$6,524	\$36	\$1,518	\$449	\$3,864	\$12,391
South Valley Academy, Inc.	078578000	\$1,608,747	\$11,642	\$162,336	\$166,465	\$851,608	\$2,800,798

Current Expenditures for Charter Schools		Classroom Instruction	Classroom Supplies	Administration	Student Support Services	Other Support Services	Total Current Expenditures
Maricopa							
Total Attending ADM:	228.5599	\$7,039	\$51	\$710	\$728	\$3,726	\$12,254
Southwest Leadership Academy		\$639,451	\$714	\$627,989	\$161,644	\$634,078	\$2,063,876
Total Attending ADM:	178.4644	\$3,583	\$4	\$3,519	\$906	\$3,553	\$11,565
STEP UP Schools, Inc.		\$498,629	\$29,613	\$165,403	\$190,159	\$223,366	\$1,107,170
Total Attending ADM:	64.5527	\$7,724	\$459	\$2,562	\$2,946	\$3,460	\$17,151
Stepping Stones Academy		\$1,129,067	\$192,170	\$664,056	\$24,875	\$366,111	\$2,376,279
Total Attending ADM:	206.6843	\$5,463	\$930	\$3,213	\$120	\$1,771	\$11,497
Success School		\$5,693,111	\$545,938	\$1,278,190	\$1,252,956	\$2,525,836	\$11,296,031
Total Attending ADM:	935.7804	\$6,084	\$583	\$1,366	\$1,339	\$2,699	\$12,071
Sun Valley Academy - Avondale, Inc.		\$1,345,234	\$107,635	\$1,077,077	\$178,334	\$1,798,036	\$4,506,316
Total Attending ADM:	395.0099	\$3,406	\$272	\$2,727	\$451	\$4,552	\$11,408
Sun Valley Academy - South Mountain, Inc.		\$2,086,795	\$103,446	\$1,066,602	\$211,703	\$2,323,677	\$5,792,223
Total Attending ADM:	555.7074	\$3,755	\$186	\$1,919	\$381	\$4,181	\$10,423
Synergy Public School, Inc.		\$2,480,688	\$224,723	\$1,128,220	\$274,782	\$1,968,598	\$6,077,011
Total Attending ADM:	489.3844	\$5,069	\$459	\$2,305	\$561	\$4,023	\$12,418
Tempe Preparatory Academy		\$3,263,539	\$171,525	\$656,029	\$435,759	\$799,358	\$5,326,210
Total Attending ADM:	435.5449	\$7,493	\$394	\$1,506	\$1,000	\$1,835	\$12,229
The Boys & Girls Clubs of the Valley		\$1,720,866	\$36,580	\$310,016	\$313,030	\$851,030	\$3,231,522
Total Attending ADM:	217.5537	\$7,910	\$168	\$1,425	\$1,439	\$3,912	\$14,854
The Farm at Mission Montessori Academy		\$180,540	\$3,907	\$159,456	\$42,737	\$81,241	\$467,881
Total Attending ADM:	49.2717	\$3,664	\$79	\$3,236	\$867	\$1,649	\$9,496
The Odyssey Preparatory Academy, Inc.		\$14,810,539	\$1,990,737	\$6,070,449	\$1,811,925	\$7,943,005	\$32,626,655
Total Attending ADM:	3,095.3903	\$4,785	\$643	\$1,961	\$585	\$2,566	\$10,540
The Paideia Academies, Inc		\$4,863,960	\$431,526	\$1,413,303	\$724,290	\$2,693,324	\$10,126,403
Total Attending ADM:	807.9671	\$6,020	\$534	\$1,749	\$896	\$3,333	\$12,533
Think Through Academy		\$358,703	\$5,122	\$72,365	\$4,986	\$272,421	\$713,597
Total Attending ADM:	51.9500	\$6,905	\$99	\$1,393	\$96	\$5,244	\$13,736
ThrivePoint High School, Inc.		\$4,454,436	\$194,895	\$3,444,681	\$682,030	\$1,645,825	\$10,421,867
Total Attending ADM:	1,307.5692	\$3,407	\$149	\$2,634	\$522	\$1,259	\$7,970
Trivium Preparatory Academy		\$5,611,449	\$482,033	\$1,815,652	\$477,116	\$1,897,603	\$10,283,853
Total Attending ADM:	887.3716	\$6,324	\$543	\$2,046	\$538	\$2,138	\$11,589
Twenty First Century Charter School, Inc. Bennett		\$0	\$0	\$0	\$0	\$0	\$0
Total Attending ADM:	158.6664	\$0	\$0	\$0	\$0	\$0	\$0
Valley of the Sun Waldorf Education Association, d		\$1,916,689	\$97,814	\$466,447	\$389,663	\$427,016	\$3,297,629
Total Attending ADM:	267.7032	\$7,160	\$365	\$1,742	\$1,456	\$1,595	\$12,318
Valor Preparatory Academy, LLC		\$970,617	\$0	\$556,212	\$305,384	\$430,014	\$2,262,227
Total Attending ADM:	222.1372	\$4,369	\$0	\$2,504	\$1,375	\$1,936	\$10,184
Vector School District, Inc.		\$1,343,974	\$10,061	\$310,564	\$73,447	\$1,077,456	\$2,815,502
Total Attending ADM:	222.9337	\$6,029	\$45	\$1,393	\$329	\$4,833	\$12,629
Veritas Preparatory Academy		\$4,765,742	\$574,018	\$1,785,245	\$646,076	\$2,094,404	\$9,865,485
Total Attending ADM:	792.4318	\$6,014	\$724	\$2,253	\$815	\$2,643	\$12,450

Current Expenditures for Charter Schools

Maricopa

		Classroom Instruction	Classroom Supplies	Administration	Student Support Services	Other Support Services	Total Current Expenditures
Victory Collegiate Academy Corporation	078410000	\$1,445,659	\$503,794	\$1,067,636	\$22,881	\$1,012,310	\$4,052,280
Total Attending ADM:	285.3964	\$5,065	\$1,765	\$3,741	\$80	\$3,547	\$14,199
Villa Montessori Charter School	078715000	\$4,743,063	\$201,516	\$1,238,272	\$102,578	\$1,117,508	\$7,402,937
Total Attending ADM:	467.4821	\$10,146	\$431	\$2,649	\$219	\$2,390	\$15,836
Visia Charter School	078960000	\$32,888	\$1	\$32,764	\$21,689	\$76,340	\$163,682
Total Attending ADM:	7.8616	\$4,183	\$0	\$4,168	\$2,759	\$9,710	\$20,820
Visia College Preparatory, Inc.	078224000	\$5,920,309	\$689,655	\$8,521,783	\$1,111,126	\$4,402,954	\$20,645,827
Total Attending ADM:	1,368.8727	\$4,325	\$504	\$6,225	\$812	\$3,216	\$15,082
West Gilbert Charter Elementary School, Inc.	078935000	\$1,573,615	\$19,730	\$1,126,368	\$70,634	\$960,071	\$3,750,418
Total Attending ADM:	342.5733	\$4,594	\$58	\$3,288	\$206	\$2,803	\$10,948
West Gilbert Charter Middle School, Inc.	078974000	\$393,388	\$101,386	\$523,925	\$7,730	\$7,399	\$1,033,828
Total Attending ADM:	88.4407	\$4,448	\$1,146	\$5,924	\$87	\$84	\$11,690
West Valley Arts and Technology Academy, Inc.	078548000	\$902,405	\$25,962	\$396,239	\$224,905	\$889,396	\$2,438,907
Total Attending ADM:	216.2543	\$4,173	\$120	\$1,832	\$1,040	\$4,113	\$11,278
Western School of Science and Technology, Inc.	078221000	\$4,006,096	\$64,627	\$1,341,971	\$408,495	\$943,794	\$6,764,983
Total Attending ADM:	525.3441	\$7,626	\$123	\$2,554	\$778	\$1,797	\$12,877
Maricopa		\$874,971,177	\$54,672,628	\$371,887,979	\$117,037,014	\$349,231,464	\$1,768,555,361
Total Attending ADM:	160,842.9896	\$5,440	\$340	\$2,312	\$728	\$2,171	\$10,996

Current Expenditures for Charter Schools		Classroom Instruction	Classroom Supplies	Administration	Student Support Services	Other Support Services	Total Current Expenditures
Mohave							
Academy of Building Industries, Inc.		\$673,594	\$47,217	\$394,982	\$83,795	\$175,236	\$1,374,824
Total Attending ADM:	106.1972	\$6,343	\$445	\$3,719	\$789	\$1,650	\$12,946
Desert Star Academy		\$3,289,036	\$357,214	\$977,171	\$335,489	\$1,768,830	\$6,727,740
Total Attending ADM:	478.2857	\$6,877	\$747	\$2,043	\$701	\$3,698	\$14,066
Kingman Academy Of Learning		\$7,865,530	\$435,943	\$2,001,643	\$535,975	\$2,826,734	\$13,665,825
Total Attending ADM:	1,288.3754	\$6,105	\$338	\$1,554	\$416	\$2,194	\$10,607
Masada Charter School, Inc.		\$2,425,847	\$135,752	\$912,482	\$366,828	\$496,392	\$4,337,301
Total Attending ADM:	480.4322	\$5,049	\$283	\$1,899	\$764	\$1,033	\$9,028
Mohave Accelerated Elementary School, Inc.		\$1,994,729	\$102,594	\$1,798,464	\$9,494	\$141,200	\$4,046,481
Total Attending ADM:	489.0637	\$4,079	\$210	\$3,677	\$19	\$289	\$8,274
Mohave Accelerated Learning Center		\$2,013,924	\$119,793	\$1,293,884	\$120,557	\$1,806,465	\$5,354,623
Total Attending ADM:	516.7159	\$3,898	\$232	\$2,504	\$233	\$3,496	\$10,363
Telesis Center for Learning, Inc.		\$1,954,561	\$96,705	\$1,133,440	\$215,084	\$640,922	\$4,040,712
Total Attending ADM:	335.2079	\$5,831	\$288	\$3,381	\$642	\$1,912	\$12,054
Young Scholars Academy Charter School Corp.		\$2,464,751	\$70,383	\$479,006	\$222,971	\$438,525	\$3,675,636
Total Attending ADM:	388.9633	\$6,337	\$181	\$1,231	\$573	\$1,127	\$9,450
Mohave		\$22,681,972	\$1,365,601	\$8,991,072	\$1,890,193	\$8,294,304	\$43,223,142
Total Attending ADM:	4,083.2413	\$5,555	\$334	\$2,202	\$463	\$2,031	\$10,585

Current Expenditures for Charter Schools													
			Classroom Instruction	Classroom Supplies	Administration	Student Support Services	Other Support Services	Total Current Expenditures					
Navajo													
Career Development, Inc.		098745000	\$493,460	\$30,536	\$254,927	\$142,842	\$257,842	\$1,179,607					
Total Attending ADM:	66.5698	Per ADM Amounts:	\$7,413	\$459	\$3,829	\$2,146	\$3,873	\$17,720					
Shonto Governing Board of Education, Inc.													
Total Attending ADM:	58.9465	098746000	\$548,298	\$47,319	\$176,751	\$282,306	\$454,644	\$1,509,318					
		Per ADM Amounts:	\$9,302	\$803	\$2,998	\$4,789	\$7,713	\$25,605					
Navajo			\$1,041,758	\$77,855	\$431,678	\$425,148	\$712,486	\$2,688,925					
Total Attending ADM:	125.5163	Per ADM Amounts:	\$8,300	\$620	\$3,439	\$3,387	\$5,676	\$21,423					

Current Expenditures for Charter Schools		Classroom Instruction	Classroom Supplies	Administration	Student Support Services	Other Support Services	Total Current Expenditures
Pima							
Academy Del Sol, Inc.	108734000	\$2,618,483	\$613,382	\$1,112,697	\$727,986	\$2,528,072	\$7,600,620
Total Attending ADM:	636.1037	\$4,116	\$964	\$1,749	\$1,144	\$3,974	\$11,949
Academy of Mathematics and Science South, Inc.	078242000	\$11,179,665	\$835,642	\$19,570,842	\$1,321,438	\$3,950,187	\$36,857,774
Total Attending ADM:	5,756.5639	\$1,942	\$145	\$3,400	\$230	\$686	\$6,403
Academy of Mathematics and Science, Inc.	108713000	\$1,563,244	\$177,674	\$2,497,454	\$138,733	\$496,423	\$4,873,528
Total Attending ADM:	580.8908	\$2,691	\$306	\$4,299	\$239	\$855	\$8,390
Academy of Tucson, Inc.	108665000	\$2,509,815	\$205,152	\$994,293	\$107,169	\$1,199,818	\$5,016,247
Total Attending ADM:	430.0152	\$5,837	\$477	\$2,312	\$249	\$2,790	\$11,665
American Charter Schools Foundation d.b.a. Alta Vi	108794000	\$1,856,668	\$138,308	\$1,219,254	\$309,548	\$2,236,347	\$5,760,125
Total Attending ADM:	467.4322	\$3,972	\$296	\$2,608	\$662	\$4,784	\$12,323
Appender Tucson	108785000	\$1,566,380	\$66,689	\$602,301	\$294,613	\$681,484	\$3,211,467
Total Attending ADM:	219.9931	\$7,120	\$303	\$2,738	\$1,339	\$3,098	\$14,598
Arizona Community Development Corporation	108709000	\$10,363,369	\$503,469	\$5,508,213	\$1,713,819	\$4,714,908	\$22,803,778
Total Attending ADM:	1,912.4192	\$5,419	\$263	\$2,880	\$896	\$2,465	\$11,924
BASIS Charter Schools, Inc.	108725000	\$3,876,606	\$138,283	\$1,171,734	\$722,650	\$1,391,088	\$7,300,361
Total Attending ADM:	738.5333	\$5,249	\$187	\$1,587	\$978	\$1,884	\$9,885
BASIS Charter Schools, Inc.	108737000	\$4,132,864	\$155,713	\$1,127,236	\$381,926	\$1,581,317	\$7,379,056
Total Attending ADM:	743.3224	\$5,560	\$209	\$1,516	\$514	\$2,127	\$9,927
BASIS Charter Schools, Inc.	108404000	\$3,101,483	\$120,309	\$908,581	\$421,623	\$1,314,321	\$5,866,317
Total Attending ADM:	598.4410	\$5,183	\$201	\$1,518	\$705	\$2,196	\$9,803
Blue Adobe Project	108501000	\$326,712	\$22,154	\$247,266	\$92,362	\$413,600	\$1,102,094
Total Attending ADM:	81.0448	\$4,031	\$273	\$3,051	\$1,140	\$5,103	\$13,599
Canyon Rose Academy, Inc.	108715000	\$1,093,650	\$149,480	\$630,389	\$231,186	\$641,490	\$2,746,195
Total Attending ADM:	249.3234	\$4,386	\$600	\$2,528	\$927	\$2,573	\$11,015
Carden of Tucson, Inc.	108777000	\$493,132	\$12,928	\$97,917	\$45,345	\$123,140	\$772,462
Total Attending ADM:	59.0900	\$8,345	\$219	\$1,657	\$767	\$2,084	\$13,073
CITY Center for Collaborative Learning	108720000	\$1,591,214	\$29,130	\$946,983	\$296,528	\$305,072	\$3,815,718
Total Attending ADM:	301.4944	\$5,278	\$97	\$3,141	\$984	\$1,012	\$12,656
Coleman Academy Arizona	108740000	\$657,938	\$56,025	\$353,012	\$408,599	\$214,863	\$1,690,437
Total Attending ADM:	194.8519	\$3,377	\$288	\$1,812	\$2,097	\$1,103	\$8,675
Compass High School, Inc.	108788000	\$1,553,833	\$479,886	\$1,243,431	\$587,778	\$764,335	\$4,629,263
Total Attending ADM:	439.8693	\$3,532	\$1,091	\$2,827	\$1,336	\$1,738	\$10,524
CPLC Community Schools dba Hiaki High School	108505000	\$393,095	\$19,305	\$456,683	\$31,554	\$231,647	\$1,132,284
Total Attending ADM:	74.3658	\$5,286	\$250	\$6,141	\$424	\$3,115	\$15,226
CPLC Community Schools dba Toltecalli High School	108793000	\$799,428	\$32,276	\$690,096	\$176,490	\$201,390	\$1,899,680
Total Attending ADM:	140.4868	\$5,690	\$230	\$4,912	\$1,256	\$1,434	\$13,522
Daisy Education Corporation dba Sonoran Science Ac	108666000	\$4,463,192	\$169,993	\$2,061,236	\$303,138	\$765,219	\$7,762,778
Total Attending ADM:	744.1864	\$5,997	\$228	\$2,770	\$407	\$1,028	\$10,431
Daisy Education Corporation dba Sonoran Science Ac	108502000	\$2,340,390	\$147,821	\$1,124,266	\$215,686	\$983,922	\$4,812,085

Current Expenditures for Charter Schools		Classroom Instruction	Classroom Supplies	Administration	Student Support Services	Other Support Services	Total Current Expenditures
Pima							
Total Attending ADM:	425.6230	\$5,499	\$347	\$2,641	\$507	\$2,312	\$11,306
Daisy Education Corporation dba Sonoran Science Ac		\$2,018,102	\$85,696	\$1,125,430	\$155,424	\$527,359	\$3,912,011
Total Attending ADM:	454.2982	\$4,442	\$189	\$2,477	\$342	\$1,161	\$8,611
Daisy Education Corporation dba. Sonoran Science A		\$1,141,617	\$44,118	\$703,855	\$210,745	\$325,219	\$2,425,554
Total Attending ADM:	221.2644	\$5,160	\$199	\$3,181	\$952	\$1,470	\$10,962
Desert Rose Academy, Inc.		\$577,622	\$76,761	\$346,531	\$144,793	\$439,204	\$1,584,911
Total Attending ADM:	138.3749	\$4,174	\$555	\$2,504	\$1,046	\$3,174	\$11,454
Desert Sage School		\$302,161	\$155,790	\$447,354	\$12,516	\$235,856	\$1,153,677
Total Attending ADM:	71.4143	\$4,231	\$2,181	\$6,264	\$175	\$3,303	\$16,155
Desert Sky Community School, Inc.		\$217,867	\$1,590	\$123,997	\$66,281	\$114,300	\$524,035
Total Attending ADM:	35.2121	\$6,187	\$45	\$3,521	\$1,882	\$3,246	\$14,882
Eastpointe High School, Inc.		\$635,174	\$68,963	\$2,667,317	\$258,291	\$267,666	\$3,897,411
Total Attending ADM:	353.8105	\$1,795	\$195	\$7,539	\$730	\$757	\$11,016
Ed Ahead		\$292,965	\$3,484	\$88,916	\$17,354	\$97,122	\$489,841
Total Attending ADM:	20.1500	\$14,539	\$173	\$4,413	\$861	\$4,820	\$24,806
Edge School, Inc., The		\$1,018,816	\$50,456	\$514,634	\$438,392	\$480,236	\$2,502,534
Total Attending ADM:	168.6576	\$6,041	\$299	\$3,051	\$2,599	\$2,847	\$14,838
Educational Impact, Inc.		\$817,162	\$29,749	\$194,994	\$70,682	\$476,744	\$1,569,331
Total Attending ADM:	118.2538	\$6,910	\$252	\$1,649	\$598	\$4,032	\$13,440
Great Expectations Academy		\$1,224,681	\$84,847	\$637,970	\$177,856	\$262,083	\$2,387,437
Total Attending ADM:	192.3481	\$6,367	\$441	\$3,317	\$925	\$1,363	\$12,412
Griffin Foundation, Inc. The		\$619,690	\$39,347	\$333,700	\$140,139	\$297,060	\$1,429,936
Total Attending ADM:	89.8097	\$6,900	\$438	\$3,716	\$1,560	\$3,308	\$15,922
Hasan Educational Services		\$407,876	\$122,921	\$569,877	\$341,606	\$615,890	\$2,058,170
Total Attending ADM:	79.8187	\$5,110	\$1,540	\$7,140	\$4,280	\$7,716	\$25,786
Hermosa Montessori Charter School		\$1,497,013	\$36,457	\$826,091	\$83,526	\$574,929	\$3,018,016
Total Attending ADM:	200.0780	\$7,482	\$182	\$4,129	\$417	\$2,874	\$15,084
Highland Free School		\$169,466	\$13,392	\$64,373	\$29,940	\$106,696	\$383,867
Total Attending ADM:	30.7909	\$5,504	\$435	\$2,091	\$972	\$3,465	\$12,467
Kaizen Education Foundation dba Skyview High Schoo		\$514,428	\$13,126	\$579,549	\$225,472	\$1,024,949	\$2,357,524
Total Attending ADM:	139.5056	\$3,688	\$94	\$4,154	\$1,616	\$7,347	\$16,899
Khalsa Family Services		\$1,356,659	\$22,508	\$610,817	\$35,309	\$524,357	\$2,549,650
Total Attending ADM:	241.6057	\$5,615	\$93	\$2,528	\$146	\$2,170	\$10,553
Legacy Traditional School - Northwest Tucson		\$5,229,907	\$295,157	\$3,235,186	\$1,030,051	\$1,311,280	\$11,101,581
Total Attending ADM:	1,215.5268	\$4,303	\$243	\$2,662	\$847	\$1,079	\$9,133
Leman Academy of Excellence, Inc.		\$20,636,662	\$584,519	\$9,747,468	\$2,829,608	\$6,301,879	\$40,100,136
Total Attending ADM:	4,474.2524	\$4,612	\$131	\$2,179	\$632	\$1,408	\$8,962
Math and Science Success Academy, Inc.		\$1,225,632	\$133,734	\$2,246,384	\$206,374	\$578,322	\$4,390,446
Total Attending ADM:	693.8323	\$1,766	\$193	\$3,238	\$297	\$834	\$6,328
Montessori Schoolhouse of Tucson, Inc.		\$680,139	\$55,112	\$207,000	\$9,251	\$289,521	\$1,241,023
Total Attending ADM:	126.0452	\$5,396	\$437	\$1,642	\$73	\$2,297	\$9,846

Current Expenditures for Charter Schools		Classroom Instruction	Classroom Supplies	Administration	Student Support Services	Other Support Services	Total Current Expenditures
Pima							
Mountain Rose Academy, Inc.	108769000	\$804,849	\$98,549	\$405,455	\$161,804	\$526,784	\$1,997,441
Total Attending ADM:	170.8736	\$4,710	\$577	\$2,373	\$947	\$3,083	\$11,690
Nosotros, Inc	108707000	\$2,421,315	\$91,605	\$738,480	\$35,670	\$477,453	\$3,764,523
Total Attending ADM:	247.4304	\$9,786	\$370	\$2,985	\$144	\$1,930	\$15,214
Online School of Arizona	108604000	\$90,348	\$3,955	\$128,163	\$31,004	\$110,672	\$384,142
Total Attending ADM:	25.7018	\$3,515	\$154	\$4,987	\$1,206	\$4,306	\$14,168
Pima County	108601000	\$416,083	\$26,204	\$201,989	\$223,785	\$438,346	\$1,306,407
Total Attending ADM:	53.8499	\$7,727	\$487	\$3,751	\$4,156	\$8,140	\$24,260
Pima Prevention Partnership	108507000	\$551,095	\$35,999	\$454,609	\$264,105	\$475,612	\$1,781,420
Total Attending ADM:	136.3841	\$4,041	\$264	\$3,333	\$1,936	\$3,487	\$13,062
Pima Prevention Partnership dba Pima Partnership A	108799000	\$365,420	\$3,244	\$126,767	\$121,581	\$155,877	\$772,889
Total Attending ADM:	38.9037	\$9,393	\$83	\$3,258	\$3,125	\$4,007	\$19,867
Pima Prevention Partnership dba Pima Partnership S	108711000	\$641,799	\$15,797	\$458,214	\$217,183	\$439,119	\$1,772,052
Total Attending ADM:	118.6253	\$5,410	\$133	\$3,863	\$1,831	\$3,702	\$14,938
Pima Rose Academy, Inc.	108602000	\$1,311,535	\$157,913	\$554,375	\$263,044	\$797,212	\$3,084,079
Total Attending ADM:	476.8174	\$2,751	\$331	\$1,163	\$552	\$1,672	\$6,468
Portable Practical Educational Preparation, Inc. (108796000	\$25,103,279	\$7,133,095	\$25,775,387	\$5,715,680	\$3,595,673	\$67,323,114
Total Attending ADM:	5,817.3375	\$4,315	\$1,226	\$4,431	\$983	\$618	\$11,573
Portable Practical Educational Preparation, Inc. (108744000	\$3,613,000	\$510,534	\$1,666,275	\$2,182,399	\$1,758,044	\$9,730,252
Total Attending ADM:	735.8458	\$4,910	\$694	\$2,264	\$2,966	\$2,389	\$13,223
Presidio School	108780000	\$2,238,530	\$81,288	\$429,806	\$633,908	\$629,569	\$4,013,081
Total Attending ADM:	345.2243	\$6,484	\$235	\$1,245	\$1,836	\$1,824	\$11,625
Satori, Inc.	108719000	\$641,519	\$63,658	\$131,058	\$142,822	\$582,485	\$1,561,542
Total Attending ADM:	106.9410	\$5,999	\$595	\$1,226	\$1,336	\$5,447	\$14,602
Science Technology Engineering and Math Arizona	108514000	\$1,260,447	\$140,983	\$431,863	\$340,386	\$674,374	\$2,848,053
Total Attending ADM:	239.9857	\$5,252	\$587	\$1,800	\$1,418	\$2,810	\$11,868
Southern Arizona Community Academy, Inc.	108772000	\$721,295	\$7,883	\$267,890	\$0	\$213,095	\$1,210,163
Total Attending ADM:	114.0441	\$6,325	\$69	\$2,349	\$0	\$1,869	\$10,611
Southgate Academy, Inc.	108779000	\$1,644,074	\$44,264	\$885,080	\$444,569	\$476,547	\$3,494,534
Total Attending ADM:	420.8024	\$3,907	\$105	\$2,103	\$1,056	\$1,132	\$8,304
StrengthBuilding Partners	108227000	\$193,151	\$12,345	\$282,853	\$298,865	\$221,558	\$1,008,772
Total Attending ADM:	45.7250	\$4,224	\$270	\$6,186	\$6,536	\$4,845	\$22,062
The Charter Foundation, Inc.	108722000	\$2,346,439	\$225,368	\$1,923,688	\$373,415	\$1,475,868	\$6,344,778
Total Attending ADM:	510.8023	\$4,594	\$441	\$3,766	\$731	\$2,889	\$12,421
Tucson County Day School, Inc.	108730000	\$2,950,164	\$155,140	\$802,537	\$445,003	\$1,257,015	\$5,609,859
Total Attending ADM:	477.1936	\$6,182	\$325	\$1,682	\$933	\$2,634	\$11,756
Tucson International Academy, Inc.	108714000	\$1,824,357	\$74,446	\$1,663,037	\$261,251	\$1,941,874	\$5,764,965
Total Attending ADM:	387.2051	\$4,712	\$192	\$4,295	\$675	\$5,015	\$14,889
Tucson Preparatory School	108768000	\$702,149	\$13,405	\$249,917	\$258,187	\$309,872	\$1,533,530
Total Attending ADM:	92.7630	\$7,569	\$145	\$2,694	\$2,783	\$3,340	\$16,532
Tucson Youth Development/ACE Charter High School	108660000	\$4,069,548	\$234,203	\$871,939	\$695,720	\$303,158	\$6,174,568

Current Expenditures for Charter Schools		Classroom Instruction	Classroom Supplies	Administration	Student Support Services	Other Support Services	Total Current Expenditures
Pima							
Total Attending ADM:	454,8603	\$8,947	\$515	\$1,917	\$1,530	\$666	\$13,575
	Totals	\$150,975,196	\$15,121,144	\$106,284,709	\$28,122,162	\$56,449,522	\$357,599,524
Total Attending ADM:	34,876.4161	\$4,329	\$434	\$3,047	\$806	\$1,619	\$10,253
		Per ADM Amounts:					
		Per ADM Amounts:					

Current Expenditures for Charter Schools		Classroom Instruction	Classroom Supplies	Administration	Student Support Services	Other Support Services	Total Current Expenditures
Pinal							
A+ Charter Schools	118720000	\$1,514,133	\$237,505	\$837,524	\$36,586	\$1,261,506	\$3,887,254
Total Attending ADM:	298.6414	\$5,070	\$795	\$2,804	\$123	\$4,224	\$13,016
Akimel O Otham Pee Posh Charter School, Inc.	118705000	\$303,117	\$69,503	\$61,941	\$1,225	\$18,170	\$453,956
Total Attending ADM:	123.5291	\$2,454	\$563	\$501	\$10	\$147	\$3,675
Akimel O Otham Pee Posh Charter School, Inc.	118706000	\$233,267	\$99,429	\$41,359	\$3,097	\$24,650	\$401,802
Total Attending ADM:	138.5600	\$1,683	\$717	\$298	\$22	\$178	\$2,899
American Charter Schools Foundation d.b.a. Apache	118703000	\$1,856,668	\$138,308	\$1,219,254	\$309,548	\$2,236,347	\$5,760,125
Total Attending ADM:	214.0364	\$8,675	\$646	\$5,696	\$1,446	\$10,448	\$26,912
ARCHES Academy	118721000	\$0	\$0	\$0	\$0	\$0	\$0
Total Attending ADM:	46.3210	\$0	\$0	\$0	\$0	\$0	\$0
ASU Preparatory Academy - Casa Grande	118716000	\$984,477	\$78,211	\$1,061,783	\$360,758	\$524,978	\$3,010,207
Total Attending ADM:	262.8882	\$3,745	\$298	\$4,039	\$1,372	\$1,997	\$11,451
Eduprize Schools, LLC	078687000	\$17,821,465	\$832,073	\$2,681,425	\$2,489,354	\$2,562,549	\$26,386,866
Total Attending ADM:	3,000.3928	\$5,940	\$277	\$894	\$830	\$854	\$8,794
Heritage Academy Maricopa, Inc.	118645000	\$3,126,070	\$173,614	\$1,069,657	\$8,822	\$437,927	\$4,816,090
Total Attending ADM:	914.0734	\$3,420	\$190	\$1,170	\$10	\$479	\$5,269
Leading Edge Academy Maricopa	118708000	\$3,540,579	\$565,783	\$2,078,891	\$470,579	\$1,383,107	\$8,038,939
Total Attending ADM:	776.7985	\$4,558	\$728	\$2,676	\$606	\$1,781	\$10,349
Leading Edge Academy Queen Creek	078101000	\$1,476,011	\$119,617	\$920,047	\$106,642	\$365,767	\$2,988,084
Total Attending ADM:	298.7318	\$4,941	\$400	\$3,080	\$357	\$1,224	\$10,003
Legacy Traditional School - Casa Grande	118718000	\$6,945,366	\$230,991	\$4,286,424	\$1,075,601	\$1,470,772	\$14,009,154
Total Attending ADM:	1,445.0380	\$4,806	\$160	\$2,966	\$744	\$1,018	\$9,695
Legacy Traditional School - Maricopa	118719000	\$5,259,462	\$255,943	\$3,410,001	\$837,805	\$1,455,670	\$11,218,881
Total Attending ADM:	1,247.7032	\$4,215	\$205	\$2,733	\$671	\$1,167	\$8,992
Legacy Traditional School - Queen Creek	118715000	\$4,347,069	\$243,196	\$2,345,722	\$898,319	\$1,314,172	\$9,148,478
Total Attending ADM:	899.3331	\$4,834	\$270	\$2,608	\$999	\$1,461	\$10,173
Legacy Traditional School-San Tan	078420000	\$2,909,117	\$171,619	\$1,835,191	\$577,512	\$1,123,631	\$6,617,070
Total Attending ADM:	635.0062	\$4,581	\$270	\$2,890	\$909	\$1,769	\$10,420
Pinnacle Education-Casa Grande, Inc.	118704000	\$168,460	\$39	\$11,395	\$19,632	\$30,019	\$229,545
Total Attending ADM:	9.4743	\$17,781	\$4	\$1,203	\$2,072	\$3,168	\$24,228
The Grande Innovation Academy	118717000	\$4,443,255	\$323,031	\$875,963	\$358,660	\$1,296,139	\$7,297,048
Total Attending ADM:	775.1780	\$5,732	\$417	\$1,130	\$463	\$1,672	\$9,413
Pinal	Totals	\$54,928,516	\$3,538,862	\$22,736,577	\$7,554,140	\$15,505,404	\$104,263,499
Total Attending ADM:	11,085.7254	\$4,955	\$319	\$2,051	\$681	\$1,399	\$9,405

Current Expenditures for Charter Schools		Classroom Instruction	Classroom Supplies	Administration	Student Support Services	Other Support Services	Total Current Expenditures
Santa Cruz							
Kaizen Education Foundation dba Colegio Petite Pho	128704000	\$1,201,480	\$27,896	\$590,108	\$314,006	\$755,594	\$2,889,084
Total Attending ADM:	240.9881	\$4,986	\$116	\$2,449	\$1,303	\$3,135	\$11,988
Mexicayotl Academy, Inc.	128703000	\$703,024	\$53,891	\$605,938	\$262,423	\$1,088,483	\$2,713,759
Total Attending ADM:	184.2668	\$3,815	\$292	\$3,288	\$1,424	\$5,907	\$14,727
Patagonia Montessori Elementary School	128725000	\$243,228	\$2,466	\$77,086	\$9,815	\$19,446	\$352,041
Total Attending ADM:	23.8850	\$10,183	\$103	\$3,227	\$411	\$814	\$14,739
Pinnacle Education-Kino, Inc.	128701000	\$93,797	\$214	\$37,490	\$9,457	\$96,813	\$237,771
Total Attending ADM:	43.1324	\$2,175	\$5	\$869	\$219	\$2,245	\$5,513
Santa Cruz Valley Opportunities in Education, Inc.	128726000	\$441,089	\$9,775	\$223,319	\$103,230	\$114,123	\$891,536
Total Attending ADM:	67.4800	\$6,537	\$145	\$3,309	\$1,530	\$1,691	\$13,212
Santa Cruz	Totals	\$2,682,618	\$94,242	\$1,533,941	\$698,931	\$2,074,459	\$7,084,191
Total Attending ADM:	559.7523	\$4,793	\$168	\$2,740	\$1,249	\$3,706	\$12,656

Current Expenditures for Charter Schools		Classroom Instruction	Classroom Supplies	Administration	Student Support Services	Other Support Services	Total Current Expenditures
Yavapai							
Acom Montessori Charter School		\$3,191,992	\$107,582	\$1,016,603	\$337,547	\$1,267,577	\$5,921,301
Total Attending ADM:	500.1371	\$6,382	\$215	\$2,033	\$675	\$2,534	\$11,839
Arizona Agribusiness & Equine Center, Inc.		\$1,671,904	\$40,978	\$393,913	\$400,888	\$271,494	\$2,779,177
Total Attending ADM:	320.8543	\$5,211	\$128	\$1,228	\$1,249	\$846	\$8,662
BASIS Charter Schools, Inc.		\$3,484,826	\$149,091	\$955,482	\$587,498	\$1,260,486	\$6,437,383
Total Attending ADM:	565.2178	\$6,165	\$284	\$1,690	\$1,039	\$2,230	\$11,389
Compass Points International, Inc		\$946,383	\$46,655	\$248,292	\$362,811	\$323,036	\$1,927,177
Total Attending ADM:	147.0374	\$6,436	\$317	\$1,689	\$2,467	\$2,197	\$13,107
Desert Star Community School, Inc.		\$840,723	\$45,759	\$257,710	\$69,046	\$111,618	\$1,324,856
Total Attending ADM:	147.7786	\$5,689	\$310	\$1,744	\$467	\$755	\$8,965
Edkey Inc. dba American Heritage Academy		\$2,513,514	\$57,243	\$720,190	\$59,575	\$1,153,817	\$4,504,339
Total Attending ADM:	355.4675	\$7,071	\$161	\$2,026	\$168	\$3,246	\$12,672
Edkey, Inc. - Sequoia Ranch School		\$958,101	\$4,230	\$436,512	\$81,958	\$1,139,117	\$2,619,918
Total Attending ADM:	117.1575	\$8,178	\$36	\$3,726	\$700	\$9,723	\$22,362
Franklin Phonetic Primary School, Inc.		\$3,760,834	\$101,511	\$732,489	\$390,569	\$385,292	\$5,370,695
Total Attending ADM:	343.8337	\$10,938	\$295	\$2,130	\$1,136	\$1,121	\$15,620
La Tierra Community School, Inc		\$821,388	\$61,295	\$195,127	\$155,999	\$314,056	\$1,547,865
Total Attending ADM:	129.1282	\$6,361	\$475	\$1,511	\$1,208	\$2,432	\$11,987
Liberty Leadership Academy		\$296,516	\$116,932	\$193,996	\$100,479	\$132,483	\$840,406
Total Attending ADM:	63.6838	\$4,656	\$1,836	\$3,046	\$1,578	\$2,080	\$13,197
Mary Ellen Halvorson Educational Foundation. dba:		\$1,419,080	\$49,170	\$482,286	\$78,465	\$266,394	\$2,295,395
Total Attending ADM:	276.0311	\$5,141	\$178	\$1,747	\$284	\$965	\$8,316
Mingus Springs Charter School		\$857,960	\$24,148	\$346,038	\$99,615	\$420,216	\$1,747,977
Total Attending ADM:	136.3516	\$6,292	\$177	\$2,538	\$731	\$3,082	\$12,820
Mountain Oak Charter School, Inc.		\$1,010,057	\$20,899	\$314,294	\$120,221	\$285,786	\$1,751,257
Total Attending ADM:	90.7817	\$11,126	\$230	\$3,462	\$1,324	\$3,148	\$19,291
PACE Preparatory Academy, Inc.		\$495,025	\$49,153	\$335,244	\$106,303	\$251,431	\$1,237,156
Total Attending ADM:	115.3989	\$4,290	\$426	\$2,905	\$921	\$2,179	\$10,721
Painted Pony Ranch Charter School		\$342,726	\$42,599	\$287,269	\$82,100	\$92,321	\$847,015
Total Attending ADM:	53.3030	\$6,430	\$799	\$5,389	\$1,540	\$1,732	\$15,891
Prescott Valley Charter School		\$2,606,509	\$168,371	\$1,306,406	\$675,670	\$1,571,391	\$6,328,347
Total Attending ADM:	387.2501	\$6,731	\$435	\$3,374	\$1,745	\$4,058	\$16,342
Sedona Charter School, Inc.		\$1,139,861	\$63,327	\$340,774	\$158,084	\$268,202	\$1,970,248
Total Attending ADM:	149.7201	\$7,613	\$423	\$2,276	\$1,056	\$1,791	\$13,160
Skyview School, Inc.		\$1,478,541	\$47,846	\$333,665	\$251,318	\$169,610	\$2,280,980
Total Attending ADM:	202.8996	\$7,287	\$236	\$1,644	\$1,239	\$836	\$11,242
Yavapai		\$27,835,940	\$1,196,789	\$8,896,290	\$4,118,146	\$9,684,327	\$51,731,492
Total Attending ADM:	4,102.0320	\$6,786	\$292	\$2,169	\$1,004	\$2,361	\$12,611

Current Expenditures for Charter Schools		Classroom Instruction	Classroom Supplies	Administration	Student Support Services	Other Support Services	Total Current Expenditures
Yuma							
Carpe Diem Collegiate High School	148761000	\$877,443	\$85,324	\$406,869	\$392,262	\$283,703	\$2,055,601
Total Attending ADM:	220.0893	\$3,987	\$388	\$1,849	\$1,782	\$1,334	\$9,340
Harvest Power Community Development Group, Inc.	148760000	\$6,166,347	\$765,339	\$3,621,956	\$917,461	\$6,177,714	\$17,648,817
Total Attending ADM:	1,556.2424	\$3,962	\$492	\$2,327	\$590	\$3,970	\$11,341
Juniper Tree Academy	148759000	\$3,974,139	\$208,513	\$1,056,840	\$1,056,078	\$1,466,688	\$7,762,258
Total Attending ADM:	848.4781	\$4,684	\$246	\$1,246	\$1,245	\$1,729	\$9,148
Yuma Private Industry Council, Inc.	148758000	\$599,672	\$39,745	\$229,550	\$213,083	\$277,140	\$1,359,190
Total Attending ADM:	96.5769	\$6,209	\$412	\$2,377	\$2,206	\$2,870	\$14,074
Yuma		\$11,617,601	\$1,098,921	\$5,315,215	\$2,578,884	\$8,215,245	\$28,825,866
Total Attending ADM:	2,721.3867	\$4,269	\$404	\$1,953	\$948	\$3,019	\$10,592

Current Expenditures for Charter Schools

	Classroom Instruction	Classroom Supplies	Administration	Student Support Services	Other Support Services	Total Current Expenditures
State Totals	\$1,179,994,970	\$79,430,213	\$536,752,917	\$167,322,945	\$462,550,089	\$2,427,453,024
Total ADM:	\$5,285	\$356	\$2,404	\$749	\$2,072	\$10,872
	Per ADM Amounts:					
Totals						
223,284,1219						

Expenditures by Fund for Districts		Maintenance & Operation CSF & IIF Expenditures	Capital Expenditures	Facilities Expenditures	State & Federal Project Expenditures	Bond Building Actual & Deductions	Other Expenditures	Total Expenditures
Apache								
Alpine Elementary District	010307000	\$950,781	\$29,816	\$0	\$318,506	\$0	\$18,244	\$1,317,346
Total ADM:	53.9097	\$17,637	\$553	\$0	\$5,908	\$0	\$338	\$24,436
Chinle Unified District	010224000	\$28,694,603	\$94,497	\$0	\$63,016,316	\$0	\$10,258,715	\$102,064,131
Total ADM:	2,907.7759	\$9,868	\$32	\$0	\$21,672	\$0	\$3,528	\$35,100
Concho Elementary District	010306000	\$2,856,897	\$87,194	\$99,338	\$700,489	(\$85,500)	\$160,752	\$3,819,170
Total ADM:	147.4341	\$19,377	\$591	\$674	\$4,751	(\$580)	\$1,090	\$25,904
Ganado Unified School District	010220000	\$11,769,126	\$125,555	\$1,075,375	\$10,505,069	\$0	\$1,314,270	\$24,789,395
Total ADM:	1,057.5689	\$11,128	\$119	\$1,017	\$9,933	\$0	\$1,243	\$23,440
Mcnary Elementary District	010323000	\$1,835,350	\$553,469	\$84,800	\$2,752,807	\$0	\$314,745	\$5,541,171
Total ADM:	157.5626	\$11,648	\$3,513	\$538	\$17,471	\$0	\$1,998	\$35,168
Red Mesa Unified District	010227000	\$4,975,375	\$1,616,866	\$149,560	\$8,959,127	\$0	\$739,632	\$16,440,560
Total ADM:	444.5437	\$11,192	\$3,637	\$336	\$20,154	\$0	\$1,664	\$36,983
Round Valley Unified District	010210000	\$13,386,683	\$1,004,439	\$2,991,484	\$3,615,851	\$0	\$1,780,120	\$22,778,577
Total ADM:	1,180.5476	\$11,339	\$851	\$2,534	\$3,063	\$0	\$1,508	\$19,295
Sanders Unified District	010218000	\$6,247,269	\$847,232	\$0	\$8,857,828	\$0	\$1,062,423	\$17,014,752
Total ADM:	616.9353	\$10,126	\$1,373	\$0	\$14,358	\$0	\$1,722	\$27,579
St Johns Unified District	010201000	\$9,143,397	\$1,025,123	\$130,431	\$1,763,343	\$0	\$1,021,279	\$13,083,573
Total ADM:	863.7432	\$10,586	\$1,187	\$151	\$2,042	\$0	\$1,182	\$15,148
Vernon Elementary District	010309000	\$1,684,846	\$15,595	\$173,494	\$650,020	\$0	\$112,904	\$2,636,859
Total ADM:	114.6620	\$14,694	\$136	\$1,513	\$5,669	\$0	\$985	\$22,997
Window Rock Unified District	010208000	\$18,405,611	\$366,674	\$498,105	\$10,307,953	\$4,136,123	\$1,460,582	\$35,175,048
Total ADM:	1,633.2332	\$11,269	\$225	\$305	\$6,311	\$2,532	\$894	\$21,637
Apache		Totals	\$99,949,938	\$5,766,460	\$5,202,587	\$4,050,623	\$18,243,666	\$244,660,582
Total ADM:	9,177.9162	\$10,890	\$628	\$567	\$12,143	\$441	\$1,988	\$26,658

Expenditures by Fund for Districts		Maintenance & Operation CSF & IIF Expenditures	Capital Expenditures	Facilities Expenditures	State & Federal Project Expenditures	Bond Building Actual & Deductions	Other Expenditures	Total Expenditures
Cochise								
Apache Elementary District	020342000	\$211,410	\$3,291	\$0	\$64,607	\$0	\$3,285	\$282,593
Total ADM:	8.3349	\$25,364	\$395	\$0	\$7,751	\$0	\$394	\$33,905
Ash Creek Elementary District	020453000	\$684,147	\$69,608	\$0	\$94,548	\$0	\$37,203	\$885,506
Total ADM:	25.3896	\$26,946	\$2,742	\$0	\$3,724	\$0	\$1,465	\$34,877
Benson Unified School District	020209000	\$12,291,711	\$656,322	\$710,185	\$2,317,847	(\$659,109)	\$1,966,842	\$17,283,798
Total ADM:	1,263.3628	\$9,729	\$520	\$562	\$1,835	(\$522)	\$1,557	\$13,681
Bisbee Unified District	020202000	\$7,028,008	\$292,934	\$233,910	\$596,109	\$0	\$800,492	\$8,951,453
Total ADM:	634.1147	\$11,083	\$462	\$369	\$940	\$0	\$1,262	\$14,116
Bowie Unified District	020214000	\$1,319,377	\$210,367	\$97,001	\$291,654	\$0	\$112,779	\$2,031,178
Total ADM:	56.7650	\$23,243	\$3,706	\$1,709	\$5,138	\$0	\$1,987	\$35,782
Cochise County Accommodation School District	020101000	\$1,338,876	\$140,001	\$0	\$73,685	\$0	\$0	\$1,552,562
Total ADM:	200.7472	\$6,669	\$697	\$0	\$367	\$0	\$0	\$7,734
Cochise Elementary District	020326000	\$1,731,704	\$98,330	\$0	\$92,303	\$0	\$70,553	\$1,992,890
Total ADM:	77.9499	\$22,216	\$1,261	\$0	\$1,184	\$0	\$905	\$25,566
Cochise Technology District	020801000	\$3,867,569	\$1,490,772	\$0	\$54,500	\$0	\$22,740	\$5,435,581
Total ADM:	1,056.4598	\$3,661	\$1,411	\$0	\$52	\$0	\$22	\$5,145
Double Adobe Elementary District	020345000	\$464,487	\$15,051	\$0	\$90,604	\$0	\$3,132	\$573,274
Total ADM:	35.7677	\$12,986	\$421	\$0	\$2,533	\$0	\$88	\$16,028
Douglas Unified District	020227000	\$31,489,930	\$1,310,229	\$5,574,183	\$12,347,912	(\$435,825)	\$4,789,093	\$55,075,522
Total ADM:	3,532.0077	\$8,916	\$371	\$1,578	\$3,496	(\$123)	\$1,356	\$15,593
Elfrida Elementary District	020412000	\$1,168,200	\$44,534	\$0	\$132,285	\$0	\$93,370	\$1,438,389
Total ADM:	109.2054	\$10,697	\$408	\$0	\$1,211	\$0	\$855	\$13,171
Fort Huachuca Accommodation District	020100000	\$6,880,784	\$0	\$0	\$6,399,040	\$0	\$27,273	\$13,307,097
Total ADM:	733.1422	\$9,385	\$0	\$0	\$8,728	\$0	\$37	\$18,151
McNeal Elementary District	020355000	\$587,348	\$56,046	\$0	\$215,764	\$0	\$52,781	\$911,939
Total ADM:	38.1495	\$15,396	\$1,469	\$0	\$5,656	\$0	\$1,384	\$23,904
Naco Elementary District	020323000	\$2,044,328	\$96,660	\$980,021	\$841,188	\$0	\$171,808	\$4,134,005
Total ADM:	260.4753	\$7,848	\$371	\$3,762	\$3,229	\$0	\$660	\$15,871
Palominas Elementary School District 49	020349000	\$9,136,315	\$684,111	\$41,167	\$1,467,968	\$0	\$821,448	\$12,151,009
Total ADM:	775.3080	\$11,784	\$882	\$53	\$1,893	\$0	\$1,060	\$15,672
Pearce Elementary District	020422000	\$1,509,349	\$197,375	\$50,225	\$162,640	\$0	\$143,660	\$2,063,249
Total ADM:	114.3578	\$13,198	\$1,726	\$439	\$1,422	\$0	\$1,256	\$18,042

Expenditures by Fund for Districts		Maintenance & Operation CSF & IIF Expenditures	Capital Expenditures	Facilities Expenditures	State & Federal Project Expenditures	Bond Building Actual & Deductions	Other Expenditures	Total Expenditures
Cochise								
Pomerene Elementary District	020364000	\$1,199,737	\$170,939	\$72,075	\$197,708	\$0	\$109,495	\$1,749,954
Total ADM:	104.3038	\$11,502	\$1,639	\$691	\$1,896	\$0	\$1,050	\$16,777
San Simon Unified District	020218000	\$2,018,837	\$136,908	\$2,046,198	\$170,924	\$0	\$108,589	\$4,481,456
Total ADM:	93.3729	\$21,621	\$1,466	\$21,914	\$1,831	\$0	\$1,163	\$47,995
Sierra Vista Unified District	020268000	\$37,528,883	\$1,698,154	\$14,168,632	\$14,238,392	(\$1,370,500)	\$5,643,261	\$71,906,822
Total ADM:	4,228.3521	\$8,876	\$402	\$3,351	\$3,367	(\$324)	\$1,335	\$17,006
St David Unified District	020221000	\$4,000,441	\$234,099	\$580,231	\$561,124	\$0	\$724,972	\$6,100,867
Total ADM:	415.6658	\$9,624	\$563	\$1,396	\$1,350	\$0	\$1,744	\$14,677
Tombstone Unified District	020201000	\$9,031,815	\$1,195,286	\$5,154,555	\$1,807,991	\$28,883	\$1,253,285	\$18,471,815
Total ADM:	850.8416	\$10,615	\$1,405	\$6,058	\$2,125	\$34	\$1,473	\$21,710
Valley Union High School District	020522000	\$1,887,630	\$94,794	\$4,256	\$126,651	\$0	\$320,972	\$2,434,303
Total ADM:	76.4596	\$24,688	\$1,240	\$56	\$1,656	\$0	\$4,198	\$31,838
Willcox Unified District	020213000	\$10,387,501	\$669,244	\$2,606,861	\$1,956,540	(\$468,341)	\$2,591,151	\$17,742,956
Total ADM:	1,034.5284	\$10,041	\$647	\$2,520	\$1,891	(\$453)	\$2,505	\$17,151
Cochise		Totals	\$9,565,055	\$32,319,500	\$44,301,984	(\$2,904,892)	\$19,868,184	\$250,958,218
Total ADM:	15,725.0617	\$9,400	\$608	\$2,055	\$2,817	(\$185)	\$1,263	\$15,959

Expenditures by Fund for Districts		Maintenance & Operation CSF & IIF Expenditures	Capital Expenditures	Facilities Expenditures	State & Federal Project Expenditures	Bond Building Actual & Deductions	Other Expenditures	Total Expenditures
Coconino								
Chevelon Butte School District	030305000	\$521,236	\$99,244	\$0	\$0	\$0	\$0	\$620,480
Total ADM:	0.0000	\$0	\$0	\$0	\$0	\$0	\$0	\$0
Coconino Association for Vocational Industry and Tec	030801000	\$2,617,176	\$742,217	\$0	\$60,155	\$0	\$4,021	\$3,423,569
Total ADM:	574.5802	\$4,555	\$1,292	\$0	\$105	\$0	\$7	\$5,958
Coconino County Accommodation School District	030199000	\$1,695,909	\$31,940	\$0	\$690,422	\$0	\$279,988	\$2,698,259
Total ADM:	111.5332	\$15,205	\$286	\$0	\$6,190	\$0	\$2,510	\$24,192
Flagstaff Unified District	030201000	\$87,491,838	\$4,251,829	\$10,871,644	\$14,230,845	\$3,686,735	\$13,291,246	\$133,824,137
Total ADM:	8,392.5051	\$10,425	\$507	\$1,295	\$1,696	\$439	\$1,584	\$15,946
Fredonia-Mocassin Unified District	030206000	\$2,133,075	\$142,248	\$14,087	\$1,072,310	\$0	\$582,948	\$3,944,668
Total ADM:	147.6333	\$14,448	\$964	\$95	\$7,263	\$0	\$3,949	\$26,719
Grand Canyon Unified District	030204000	\$4,199,576	\$330,562	\$1,346,566	\$1,323,532	\$0	\$998,410	\$8,198,646
Total ADM:	234.7897	\$17,887	\$1,408	\$5,735	\$5,637	\$0	\$4,252	\$34,919
Maine Consolidated School District	030310000	\$2,364,102	\$176,236	\$379,265	\$258,713	\$0	\$158,004	\$3,336,320
Total ADM:	115.1427	\$20,532	\$1,531	\$3,294	\$2,247	\$0	\$1,372	\$28,976
Page Unified School District #8	030208000	\$20,901,705	\$1,182,351	\$2,684,796	\$12,467,029	\$0	\$1,403,426	\$38,639,307
Total ADM:	2,215.7829	\$9,433	\$534	\$1,212	\$5,626	\$0	\$633	\$17,438
Tuba City Unified School District #15	030215000	\$15,510,489	\$1,149,146	\$545,454	\$13,219,311	(\$898,883)	\$4,604,964	\$34,130,481
Total ADM:	1,369.7340	\$11,324	\$839	\$398	\$9,651	(\$656)	\$3,362	\$24,918
Williams Unified District	030202000	\$7,339,033	\$1,139,365	\$47,233	\$1,647,180	\$0	\$1,344,798	\$11,517,609
Total ADM:	613.9677	\$11,953	\$1,856	\$77	\$2,683	\$0	\$2,190	\$18,759
Coconino								
Total ADM:	13,775.6688	\$144,774,139	\$9,245,138	\$15,889,045	\$44,969,497	\$2,787,852	\$22,667,805	\$240,333,476
		\$10,509	\$671	\$1,153	\$3,264	\$202	\$1,645	\$17,446

Expenditures by Fund for Districts		Maintenance & Operation CSF & IIF Expenditures	Capital Expenditures	Facilities Expenditures	State & Federal Project Expenditures	Bond Building Actual & Deductions	Other Expenditures	Total Expenditures
Gila								
Gila County Regional School District	040149000	\$36,855	\$0	\$0	\$365,580	\$0	\$19,490	\$421,925
Total ADM:	6.5555	\$5,622	\$0	\$0	\$55,767	\$0	\$2,973	\$64,362
Globe Unified District	040201000	\$12,636,676	\$584,927	\$1,563,306	\$5,145,827	\$0	\$1,806,456	\$21,737,192
Total ADM:	1,565.7491	\$8,071	\$374	\$998	\$3,286	\$0	\$1,154	\$13,883
Hayden-Winkelman Unified District	040241000	\$4,115,332	\$267,825	\$382,401	\$545,566	\$0	\$566,416	\$5,877,540
Total ADM:	283.4775	\$14,517	\$945	\$1,349	\$1,925	\$0	\$1,998	\$20,734
Miami Unified District	040240000	\$7,614,425	\$1,097,441	\$92,627	\$3,818,325	\$0	\$1,019,162	\$13,641,980
Total ADM:	880.5023	\$8,648	\$1,246	\$105	\$4,337	\$0	\$1,157	\$15,493
Payson Unified District	040210000	\$21,362,192	\$1,217,900	\$4,964,584	\$3,482,861	(\$2,840,325)	\$3,459,042	\$31,646,254
Total ADM:	2,127.9619	\$10,039	\$572	\$2,333	\$1,637	(\$1,335)	\$1,626	\$14,872
Pine Strawberry Elementary District	040312000	\$3,494,068	\$78,471	\$46,145	\$199,871	\$0	\$167,238	\$3,985,793
Total ADM:	101.2761	\$34,500	\$775	\$456	\$1,974	\$0	\$1,651	\$39,356
San Carlos Unified District	040220000	\$12,677,548	\$475,990	\$0	\$17,422,998	\$0	\$5,005,189	\$35,581,725
Total ADM:	1,354.6784	\$9,358	\$351	\$0	\$12,861	\$0	\$3,695	\$26,266
Tonto Basin Elementary District	040330000	\$1,279,489	\$49,807	\$38,868	\$205,311	\$0	\$150,855	\$1,724,330
Total ADM:	71.3312	\$17,937	\$698	\$545	\$2,878	\$0	\$2,115	\$24,174
Young Elementary District	040305000	\$1,379,259	\$61,019	\$0	\$212,869	\$0	\$125,866	\$1,779,013
Total ADM:	45.4350	\$30,357	\$1,343	\$0	\$4,685	\$0	\$2,770	\$39,155
Gila	Totals	\$64,595,844	\$3,833,380	\$7,087,931	\$31,399,208	(\$2,840,325)	\$12,319,714	\$116,395,752
Total ADM:	6,436.9670	\$10,035	\$596	\$1,101	\$4,878	(\$441)	\$1,914	\$18,082

Expenditures by Fund for Districts		Maintenance & Operation CSF & IIF Expenditures	Capital Expenditures	Facilities Expenditures	State & Federal Project Expenditures	Bond Building Actual & Deductions	Other Expenditures	Total Expenditures
Graham								
Bonita Elementary District	050316000	\$1,973,247	\$93,317	\$19,614	\$131,422	\$0	\$463,908	\$2,681,508
Total ADM:	78.1061	\$25,264	\$1,195	\$251	\$1,683	\$0	\$5,939	\$34,332
Fort Thomas Unified District	050207000	\$5,257,009	\$1,233,397	\$444,533	\$7,961,318	\$0	\$1,578,950	\$16,475,207
Total ADM:	607.2224	\$8,657	\$2,031	\$732	\$13,111	\$0	\$2,600	\$27,132
Gila Institute for Technology	050802000	\$2,507,523	\$934,634	\$0	\$96,772	\$0	\$1,748	\$3,540,677
Total ADM:	546.4656	\$4,589	\$1,710	\$0	\$177	\$0	\$3	\$6,479
Klondyke Elementary District	050309000	\$11,096	\$0	\$0	\$0	\$0	\$0	\$11,096
Total ADM:	0.0000	\$0	\$0	\$0	\$0	\$0	\$0	\$0
Pima Unified District	050206000	\$9,301,263	\$925,012	\$5,450,291	\$1,711,427	\$0	\$1,595,541	\$18,983,534
Total ADM:	1,026.6481	\$9,060	\$901	\$5,309	\$1,667	\$0	\$1,554	\$18,491
Safford Unified District	050201000	\$22,499,282	\$3,285,146	\$2,368,276	\$4,631,970	(\$500,000)	\$3,286,994	\$35,571,668
Total ADM:	2,750.5688	\$8,180	\$1,194	\$861	\$1,684	(\$182)	\$1,195	\$12,932
Solomon Elementary District	050305000	\$1,696,121	\$101,300	\$0	\$415,130	\$0	\$434,868	\$2,647,419
Total ADM:	160.7766	\$10,550	\$630	\$0	\$2,582	\$0	\$2,705	\$16,466
Thatcher Unified District	050204000	\$14,343,781	\$1,101,867	\$322,746	\$859,831	\$0	\$893,810	\$17,522,035
Total ADM:	1,720.9675	\$8,335	\$640	\$188	\$500	\$0	\$519	\$10,182
Graham								
Total ADM:	6,890.7551	\$57,589,322	\$7,674,673	\$8,605,460	\$15,807,870	(\$500,000)	\$8,255,819	\$97,433,144
		\$8,357	\$1,114	\$1,249	\$2,294	(\$73)	\$1,198	\$14,140

Expenditures by Fund for Districts		Maintenance & Operation CSF & IIF Expenditures	Capital Expenditures	Facilities Expenditures	State & Federal Project Expenditures	Bond Building Actual & Deductions	Other Expenditures	Total Expenditures
Greenlee								
Blue Elementary District	060322000	\$140,811	\$0	\$0	\$234,391	\$0	\$0	\$375,202
Total ADM:	13.4700	\$10,454	\$0	\$0	\$17,401	\$0	\$0	\$27,855
Duncan Unified District	060202000	\$3,708,782	\$1,025,136	\$0	\$426,320	\$0	\$551,560	\$5,711,798
Total ADM:	352.6937	\$10,516	\$2,907	\$0	\$1,209	\$0	\$1,564	\$16,195
Eagle Elementary District	060345000	\$6,644	\$0	\$0	\$1,500	\$0	\$0	\$8,144
Total ADM:	0.0000	\$0	\$0	\$0	\$0	\$0	\$0	\$0
Morenci Unified District	060218000	\$10,500,352	\$959,439	\$1,679,007	\$35	\$0	\$7,467,487	\$20,606,319
Total ADM:	1,344.5717	\$7,809	\$714	\$1,249	\$0	\$0	\$5,554	\$15,326
Totals		\$14,356,589	\$1,984,575	\$1,679,007	\$662,246	\$0	\$8,019,047	\$26,701,463
Total ADM:	1,710.7354	\$8,392	\$1,160	\$981	\$387	\$0	\$4,687	\$15,608

Expenditures by Fund for Districts		Maintenance & Operation CSF & IIF Expenditures	Capital Expenditures	Facilities Expenditures	State & Federal Project Expenditures	Bond Building Actual & Deductions	Other Expenditures	Total Expenditures
La Paz								
Bicentennial Union High School District	150576000	\$1,991,053	\$96,097	\$0	\$591,775	\$0	\$85,840	\$2,764,765
Total ADM:	118.6967	\$16,774	\$810	\$0	\$4,986	\$0	\$723	\$23,293
Bouse Elementary District	150426000	\$1,005,934	\$161,834	\$397,152	\$124,200	\$0	\$82,832	\$1,771,952
Total ADM:	49.1290	\$20,475	\$3,294	\$8,084	\$2,528	\$0	\$1,686	\$36,067
Parker Unified School District	150227000	\$15,145,427	\$1,443,292	\$4,022,670	\$8,142,918	\$0	\$1,563,928	\$30,318,235
Total ADM:	1,636.4130	\$9,255	\$882	\$2,458	\$4,976	\$0	\$956	\$18,527
Quartzsite Elementary District	150404000	\$1,352,791	\$34,061	\$3,639,265	\$682,609	\$0	\$144,870	\$5,853,596
Total ADM:	152.7224	\$8,858	\$223	\$23,829	\$4,470	\$0	\$949	\$38,328
Salome Consolidated Elementary District	150430000	\$1,724,657	\$249,526	\$0	\$415,514	\$0	\$164,972	\$2,554,669
Total ADM:	102.1104	\$16,890	\$2,444	\$0	\$4,069	\$0	\$1,616	\$25,019
Wenden Elementary District	150419000	\$1,277,996	\$11,549	\$0	\$348,248	\$0	\$128,884	\$1,766,677
Total ADM:	64.3926	\$19,847	\$179	\$0	\$5,408	\$0	\$2,002	\$27,436
La Paz								
Total ADM:	2,123.4641	\$22,497,858	\$1,996,359	\$8,059,087	\$10,305,264	\$0	\$2,171,326	\$45,029,894
		\$10,595	\$940	\$3,795	\$4,853	\$0	\$1,023	\$21,206

Expenditures by Fund for Districts		Maintenance & Operation CSF & IIF Expenditures	Capital Expenditures	Facilities Expenditures	State & Federal Project Expenditures	Bond Building Actual & Deductions	Other Expenditures	Total Expenditures
Maricopa								
Agua Fria Union High School District	070516000	\$94,692,584	\$7,635,070	\$25,127,276	\$4,593,452	(\$6,330,849)	\$13,602,738	\$139,320,271
Total ADM:	9,741.9525	\$9,720	\$784	\$2,579	\$472	(\$650)	\$1,396	\$14,301
Aguila Elementary District	070363000	\$1,281,825	\$85,938	\$6,275	\$784,353	\$0	\$237,180	\$2,395,571
Total ADM:	120.8981	\$10,603	\$711	\$52	\$6,488	\$0	\$1,962	\$19,815
Alhambra Elementary District	070468000	\$87,017,593	\$11,985,566	\$682,127	\$45,230,149	\$4,410,800	\$14,795,048	\$164,121,283
Total ADM:	9,322.7214	\$9,334	\$1,286	\$73	\$4,852	\$473	\$1,587	\$17,604
Arlington Elementary District	070447000	\$3,570,211	\$147,631	\$729,627	\$314,462	(\$378,950)	\$233,412	\$4,616,393
Total ADM:	290.8766	\$12,274	\$508	\$2,508	\$1,081	(\$1,303)	\$802	\$15,871
Avondale Elementary District	070444000	\$49,149,510	\$4,363,899	\$954,397	\$12,394,090	\$2,823,808	\$11,971,613	\$81,657,317
Total ADM:	5,622.9380	\$8,741	\$776	\$170	\$2,204	\$502	\$2,129	\$14,522
Balsz Elementary District	070431000	\$20,611,243	\$3,305,001	\$8,364,731	\$8,919,315	\$3,815,838	\$3,306,526	\$48,322,654
Total ADM:	1,959.1086	\$10,521	\$1,687	\$4,270	\$4,553	\$1,948	\$1,688	\$24,666
Buckeye Elementary District	070433000	\$50,508,176	\$2,981,927	\$6,669,188	\$7,494,275	\$10,533,716	\$5,234,585	\$83,421,867
Total ADM:	5,483.7429	\$9,211	\$544	\$1,216	\$1,367	\$1,921	\$955	\$15,213
Buckeye Union High School District	070501000	\$52,689,365	\$5,032,450	\$7,216,494	\$3,596,835	(\$1,299,809)	\$6,342,192	\$73,577,527
Total ADM:	5,377.7164	\$9,798	\$936	\$1,342	\$669	(\$242)	\$1,179	\$13,682
Cartwright Elementary District	070483000	\$114,749,196	\$10,164,966	\$7,065,044	\$32,503,907	\$9,508,075	\$30,619,990	\$204,611,178
Total ADM:	12,830.0849	\$8,944	\$792	\$551	\$2,533	\$741	\$2,387	\$15,948
Cave Creek Unified District	070293000	\$35,929,309	\$843,807	\$4,437,752	\$4,918,825	(\$2,746,500)	\$8,600,046	\$51,983,239
Total ADM:	4,095.2257	\$8,773	\$206	\$1,084	\$1,201	(\$671)	\$2,100	\$12,694
Chandler Unified District #80	070280000	\$404,646,986	\$37,950,766	\$45,284,302	\$31,064,229	\$28,199,530	\$65,977,686	\$613,123,498
Total ADM:	41,573.9161	\$9,733	\$913	\$1,089	\$747	\$678	\$1,587	\$14,748
Creighton Elementary District	070414000	\$42,263,216	\$2,676,444	\$10,508,839	\$25,069,397	\$13,672,375	\$10,994,682	\$105,184,953
Total ADM:	4,580.8918	\$9,226	\$584	\$2,294	\$5,473	\$2,985	\$2,400	\$22,962
Deer Valley Unified District	070297000	\$302,258,391	\$14,131,877	\$49,604,712	\$42,432,197	(\$18,319,334)	\$33,767,600	\$423,875,443
Total ADM:	31,226.2597	\$9,680	\$453	\$1,589	\$1,359	(\$587)	\$1,081	\$13,574
Dysart Unified District	070289000	\$199,709,067	\$14,047,047	\$24,342,665	\$31,171,572	(\$14,147,000)	\$28,992,376	\$284,115,727
Total ADM:	21,835.8702	\$9,146	\$643	\$1,115	\$1,428	(\$648)	\$1,328	\$13,011
East Valley Institute of Technology	070801000	\$62,311,649	\$25,284,793	\$0	\$13,382,928	\$0	\$7,479,025	\$108,458,395
Total ADM:	11,062.9625	\$5,632	\$2,286	\$0	\$1,210	\$0	\$676	\$9,804
Fountain Hills Unified District	070298000	\$11,270,974	\$2,889,860	\$116,860	\$3,611,275	(\$77,138)	\$1,864,473	\$19,676,304
Total ADM:	1,055.6225	\$10,677	\$2,738	\$111	\$3,421	(\$73)	\$1,766	\$18,640

Expenditures by Fund for Districts		Maintenance & Operation CSF & IIF Expenditures	Capital Expenditures	Facilities Expenditures	State & Federal Project Expenditures	Bond Building Actual & Deductions	Other Expenditures	Total Expenditures
Maricopa								
Fowler Elementary District	070445000	\$27,746,630	\$1,095,465	\$3,375,306	\$13,927,026	\$2,434,182	\$4,429,648	\$53,008,257
Total ADM:	3,309.7751	\$8,383	\$331	\$1,020	\$4,208	\$735	\$1,338	\$16,016
Gila Bend Unified District	070224000	\$4,536,277	\$501,637	\$1,414,400	\$1,115,032	(\$725,250)	\$2,415,205	\$9,257,301
Total ADM:	478.7537	\$9,475	\$1,048	\$2,954	\$2,329	(\$1,515)	\$5,045	\$19,336
Gilbert Unified District	070241000	\$296,790,072	\$19,107,678	\$28,663,709	\$22,602,956	(\$452,208)	\$47,370,991	\$414,083,198
Total ADM:	31,028.4270	\$9,565	\$616	\$924	\$728	(\$15)	\$1,527	\$13,345
Glendale Elementary District	070440000	\$70,329,487	\$8,785,909	\$4,696,114	\$29,835,784	\$4,033,601	\$9,793,816	\$127,474,711
Total ADM:	8,288.6803	\$8,485	\$1,060	\$567	\$3,600	\$487	\$1,182	\$15,379
Glendale Union High School District	070505000	\$147,496,115	\$20,342,087	\$25,821,807	\$28,898,621	(\$8,306,327)	\$19,195,419	\$233,447,722
Total ADM:	16,179.3526	\$9,116	\$1,257	\$1,596	\$1,786	(\$513)	\$1,186	\$14,429
Higley Unified School District	070260000	\$112,965,719	\$18,511,766	\$13,632,124	\$7,186,418	(\$8,606,050)	\$18,941,457	\$162,631,435
Total ADM:	12,509.2546	\$9,031	\$1,480	\$1,090	\$574	(\$688)	\$1,514	\$13,001
Isaac Elementary District	070405000	\$50,599,676	\$2,731,698	\$4,146,324	\$25,287,725	\$0	\$25,880,234	\$108,645,657
Total ADM:	4,458.9310	\$11,348	\$613	\$930	\$5,671	\$0	\$5,804	\$24,366
Kyrene Elementary District	070428000	\$126,640,122	\$17,664,049	\$26,051,285	\$10,981,882	(\$608,223)	\$19,351,335	\$200,070,450
Total ADM:	13,034.3877	\$9,716	\$1,354	\$1,999	\$843	(\$47)	\$1,485	\$15,349
Laveen Elementary District	070459000	\$62,647,999	\$7,953,022	\$4,308,567	\$11,256,558	(\$1,995,694)	\$10,037,300	\$94,207,752
Total ADM:	7,368.1071	\$8,503	\$1,079	\$585	\$1,528	(\$271)	\$1,362	\$12,786
Liberty Elementary District	070425000	\$40,006,433	\$3,102,432	\$7,481,604	\$4,444,890	\$39,060	\$2,895,985	\$57,970,404
Total ADM:	4,195.8787	\$9,535	\$739	\$1,783	\$1,059	\$9	\$690	\$13,816
Litchfield Elementary District	070479000	\$92,039,939	\$11,437,846	\$8,915,611	\$8,854,133	(\$6,526,479)	\$12,307,807	\$127,028,857
Total ADM:	9,905.6068	\$9,292	\$1,155	\$900	\$894	(\$659)	\$1,243	\$12,824
Littleton Elementary District	070465000	\$47,085,547	\$5,489,726	\$5,170,439	\$9,245,329	\$473,920	\$7,231,326	\$74,696,287
Total ADM:	5,584.6995	\$8,431	\$983	\$926	\$1,655	\$85	\$1,295	\$13,375
Madison Elementary District	070438000	\$50,854,041	\$3,239,243	\$19,225,911	\$5,730,253	\$4,062,256	\$14,635,358	\$97,747,062
Total ADM:	5,291.0563	\$9,611	\$612	\$3,634	\$1,083	\$768	\$2,766	\$18,474
Maricopa County Regional School District	070199000	\$1,187,186	\$65,543	\$0	\$1,530,538	\$0	\$170,609	\$2,953,876
Total ADM:	292.7954	\$4,055	\$224	\$0	\$5,227	\$0	\$583	\$10,089
Mesa Unified District	070204000	\$541,056,093	\$32,811,580	\$75,406,648	\$127,957,842	(\$26,203,737)	\$71,454,240	\$822,482,666
Total ADM:	53,093.9659	\$10,191	\$618	\$1,420	\$2,410	(\$494)	\$1,346	\$15,491
Mobile Elementary District	070386000	\$835,772	\$15,647	\$24,410	\$214,406	\$0	\$100,760	\$1,190,995
Total ADM:	32.8386	\$25,451	\$476	\$743	\$6,529	\$0	\$3,068	\$36,268
Morristown Elementary District	070375000	\$1,450,668	\$91,897	\$13,700	\$329,469	\$0	\$394,443	\$2,280,177
Total ADM:	123.6589	\$11,731	\$743	\$111	\$2,664	\$0	\$3,190	\$18,439

Expenditures by Fund for Districts		Maintenance & Operation CSF & IIF Expenditures	Capital Expenditures	Facilities Expenditures	State & Federal Project Expenditures	Bond Building Actual & Deductions	Other Expenditures	Total Expenditures
Maricopa		Amounts:						
Murphy Elementary District	070421000	\$7,208,654	\$401,272	\$934,029	\$5,557,159	(\$934,029)	\$3,312,170	\$16,479,255
Total ADM:	1,050.1064	\$6,865	\$382	\$889	\$5,292	(\$889)	\$3,154	\$15,693
Nadaburg Unified School District	070281000	\$12,489,881	\$895,114	\$24,507,352	\$2,023,875	\$0	\$5,141,417	\$45,057,639
Total ADM:	1,363.2652	\$9,162	\$657	\$17,977	\$1,485	\$0	\$3,771	\$33,051
Osborn Elementary District	070408000	\$21,619,230	\$1,051,285	\$6,952,950	\$10,317,521	(\$4,597,018)	\$6,874,086	\$42,218,054
Total ADM:	2,225.1525	\$9,716	\$472	\$3,125	\$4,637	(\$2,066)	\$3,089	\$18,973
Palo Verde Elementary District	070449000	\$4,999,322	\$203,086	\$196,552	\$866,786	\$0	\$627,146	\$6,892,892
Total ADM:	445.6340	\$11,218	\$456	\$441	\$1,945	\$0	\$1,407	\$15,468
Paloma School District	070394000	\$1,950,326	\$767,112	\$0	\$954,611	\$0	\$200,569	\$3,872,618
Total ADM:	93.2335	\$20,919	\$8,228	\$0	\$10,239	\$0	\$2,151	\$41,537
Paradise Valley Unified District	070269000	\$278,922,649	\$11,331,740	\$61,155,364	\$27,736,395	(\$3,396,610)	\$28,607,762	\$404,357,300
Total ADM:	25,904.8912	\$10,767	\$437	\$2,361	\$1,071	(\$131)	\$1,104	\$15,609
Pendergast Elementary District	070492000	\$73,061,428	\$2,722,451	\$10,066,279	\$13,091,927	\$15,473,325	\$14,747,615	\$129,163,025
Total ADM:	7,694.3782	\$9,495	\$354	\$1,308	\$1,701	\$2,011	\$1,917	\$16,787
Peoria Unified School District	070211000	\$311,359,907	\$26,394,414	\$20,861,033	\$44,701,936	(\$13,945,375)	\$31,407,699	\$420,779,614
Total ADM:	33,686.7838	\$9,243	\$784	\$619	\$1,327	(\$414)	\$932	\$12,491
Phoenix Elementary District	070401000	\$61,366,695	\$3,383,003	\$9,259,014	\$27,367,683	\$8,873,944	\$17,158,535	\$127,408,874
Total ADM:	4,624.0330	\$13,271	\$732	\$2,002	\$5,919	\$1,919	\$3,711	\$27,554
Phoenix Union High School District	070510000	\$300,814,793	\$22,656,871	\$77,053,965	\$72,123,581	(\$33,388,682)	\$23,811,522	\$463,072,050
Total ADM:	26,154.8231	\$11,501	\$866	\$2,946	\$2,758	(\$1,277)	\$910	\$17,705
Queen Creek Unified District	070295000	\$121,627,130	\$14,229,155	\$56,101,425	\$5,332,466	(\$7,257,400)	\$27,662,856	\$217,695,632
Total ADM:	13,618.2280	\$8,931	\$1,045	\$4,120	\$392	(\$533)	\$2,031	\$15,986
Riverside Elementary District	070402000	\$8,215,381	\$669,538	\$8,574,463	\$939,582	\$47,776	\$3,606,162	\$22,052,902
Total ADM:	779.8969	\$10,534	\$858	\$10,994	\$1,205	\$61	\$4,624	\$28,277
Roosevelt Elementary District	070466000	\$75,339,526	\$7,495,986	\$19,206,495	\$34,363,475	\$4,564,697	\$17,641,810	\$158,611,989
Total ADM:	6,842.5943	\$11,010	\$1,095	\$2,807	\$5,022	\$667	\$2,578	\$23,180
Saddle Mountain Unified School District	070290000	\$31,059,575	\$1,505,471	\$5,822,689	\$3,153,426	(\$2,081,263)	\$5,761,921	\$45,221,819
Total ADM:	3,070.0743	\$10,117	\$490	\$1,897	\$1,027	(\$678)	\$1,877	\$14,730
Scottsdale Unified District	070248000	\$193,436,354	\$23,011,815	\$53,944,164	\$26,902,014	(\$7,294,498)	\$41,841,058	\$331,840,907
Total ADM:	19,774.4566	\$9,782	\$1,164	\$2,728	\$1,360	(\$369)	\$2,116	\$16,781
Sentinel Elementary District	070371000	\$1,496,180	\$309,749	\$10,242	\$67,590	\$0	\$54,613	\$1,938,374
Total ADM:	33.8250	\$44,233	\$9,157	\$303	\$1,998	\$0	\$1,615	\$57,306
Tempe School District	070403000	\$107,551,440	\$7,521,844	\$26,922,606	\$23,060,047	(\$4,062,607)	\$10,138,403	\$171,131,733

Expenditures by Fund for Districts		Maintenance & Operation CSF & IIF Expenditures	Capital Expenditures	Facilities Expenditures	State & Federal Project Expenditures	Bond Building Actual & Deductions	Other Expenditures	Total Expenditures
Maricopa								
Total ADM:	9,575.4885	Per ADM Amounts: \$11,232	\$786	\$2,812	\$2,408	(\$424)	\$1,059	\$17,872
Tempe Union High School District		\$120,419,683	\$7,742,553	\$19,553,841	\$15,148,979	\$13,561,393	\$14,575,288	\$191,001,737
Total ADM:	11,758.4249	Per ADM Amounts: \$10,241	\$658	\$1,663	\$1,288	\$1,153	\$1,240	\$16,244
Tolleson Elementary District		\$23,997,852	\$1,690,403	\$4,469,967	\$5,661,328	(\$1,567,710)	\$5,161,381	\$39,413,221
Total ADM:	2,630.3330	Per ADM Amounts: \$9,124	\$643	\$1,699	\$2,152	(\$596)	\$1,962	\$14,984
Tolleson Union High School District		\$135,091,565	\$10,341,916	\$38,040,479	\$13,916,014	\$3,456,924	\$13,260,462	\$214,107,360
Total ADM:	13,499.1092	Per ADM Amounts: \$10,007	\$766	\$2,818	\$1,031	\$256	\$982	\$15,861
Union Elementary District		\$15,171,421	\$648,552	\$4,533,894	\$3,162,152	\$1,324,230	\$1,808,992	\$26,649,241
Total ADM:	1,578.3168	Per ADM Amounts: \$9,612	\$411	\$2,873	\$2,003	\$839	\$1,146	\$16,885
Washington Elementary School District		\$182,145,368	\$7,147,729	\$14,160,509	\$56,105,963	\$10,825,791	\$24,063,105	\$294,448,465
Total ADM:	17,684.2502	Per ADM Amounts: \$10,300	\$404	\$801	\$3,173	\$612	\$1,361	\$16,650
West-MEC - Western Maricopa Education Center		\$46,093,231	\$8,611,476	\$21,414,356	\$1,899,915	(\$19,961,249)	\$3,936,787	\$61,994,516
Total ADM:	12,385.0621	Per ADM Amounts: \$3,722	\$695	\$1,729	\$153	(\$1,612)	\$318	\$5,006
Wickenburg Unified District		\$11,728,165	\$598,521	\$1,306,588	\$2,932,215	(\$1,206,050)	\$2,323,039	\$17,682,478
Total ADM:	1,176.6796	Per ADM Amounts: \$9,967	\$509	\$1,110	\$2,492	(\$1,025)	\$1,974	\$15,027
Wilson Elementary District		\$9,222,516	\$701,751	\$1,368,816	\$2,637,792	\$48,945	\$1,372,489	\$15,352,309
Total ADM:	898.0622	Per ADM Amounts: \$10,269	\$781	\$1,524	\$2,937	\$55	\$1,528	\$17,095
Maricopa		Totals	\$5,363,315,342	\$905,875,320	\$976,904,556	(\$54,231,854)	\$815,721,992	\$8,466,082,431
Total ADM:	559,904.0596	Per ADM Amounts: \$9,579	\$819	\$1,618	\$1,745	(\$97)	\$1,457	\$15,121

Expenditures by Fund for Districts		Maintenance & Operation CSF & IIF Expenditures	Capital Expenditures	Facilities Expenditures	State & Federal Project Expenditures	Bond Building Actual & Deductions	Other Expenditures	Total Expenditures
Mohave								
Bullhead City School District	080415000	\$19,163,327	\$1,450,906	\$550,543	\$9,027,210	\$0	\$2,076,202	\$32,268,188
Total ADM:	2,070.4093	\$9,256	\$701	\$266	\$4,360	\$0	\$1,003	\$15,585
Colorado City Unified District	080214000	\$5,760,692	\$532,338	\$302,201	\$7,122,780	\$0	\$1,046,034	\$14,764,045
Total ADM:	499.7196	\$11,528	\$1,065	\$605	\$14,254	\$0	\$2,093	\$29,545
Colorado River Union High School District	080502000	\$15,461,628	\$798,211	\$2,632,798	\$5,016,046	(\$1,303,500)	\$2,922,809	\$25,527,992
Total ADM:	1,744.7643	\$8,862	\$457	\$1,509	\$2,875	(\$747)	\$1,675	\$14,631
Hackberry School District	080303000	\$996,819	\$29,739	\$0	\$134,781	\$0	\$82,897	\$1,244,236
Total ADM:	45.2095	\$22,049	\$658	\$0	\$2,981	\$0	\$1,834	\$27,522
Kingman Unified School District	080220000	\$55,356,735	\$3,905,592	\$7,525,019	\$10,876,465	(\$5,900,000)	\$12,288,786	\$84,052,597
Total ADM:	6,792.2575	\$8,150	\$575	\$1,108	\$1,601	(\$869)	\$1,809	\$12,375
Lake Havasu Unified District	080201000	\$42,077,159	\$2,189,427	\$6,769,450	\$9,692,274	\$3,373,955	\$5,540,925	\$69,643,190
Total ADM:	4,930.7145	\$8,534	\$444	\$1,373	\$1,966	\$684	\$1,124	\$14,124
Littlefield Unified District	080209000	\$3,385,396	\$306,380	\$0	\$1,065,620	\$0	\$327,709	\$5,085,105
Total ADM:	332.2972	\$10,188	\$922	\$0	\$3,207	\$0	\$986	\$15,303
Mohave Valley Elementary District	080416000	\$9,194,785	\$535,604	\$1,508,750	\$4,357,454	\$0	\$1,264,171	\$16,860,764
Total ADM:	1,168.3161	\$7,870	\$458	\$1,291	\$3,730	\$0	\$1,082	\$14,432
Owens School District No.6	080306000	\$416,776	\$11,068	\$70,241	\$79,569	\$0	\$20,776	\$598,430
Total ADM:	10.1760	\$40,957	\$1,088	\$6,903	\$7,819	\$0	\$2,042	\$58,808
Peach Springs Unified District	080208000	\$2,683,440	\$10,763	\$0	\$2,917,493	\$0	\$208,991	\$5,820,687
Total ADM:	157.5315	\$17,034	\$68	\$0	\$18,520	\$0	\$1,327	\$36,949
Topock Elementary District	080412000	\$1,183,970	\$49,884	\$1,383,766	\$452,704	\$0	\$101,832	\$3,172,156
Total ADM:	88.9696	\$13,308	\$561	\$15,553	\$5,088	\$0	\$1,145	\$35,654
Valentine Elementary District	080322000	\$693,484	\$99,470	\$12,050	\$1,212,324	\$0	(\$2,677)	\$2,014,651
Total ADM:	80.2656	\$8,640	\$1,239	\$150	\$15,104	\$0	(\$33)	\$25,100
Western Arizona Vocational District #50	080850000	\$4,340,901	\$230,112	\$0	\$185,349	\$0	\$24,002	\$4,780,364
Total ADM:	1,114.9518	\$3,893	\$206	\$0	\$166	\$0	\$22	\$4,288
Yucca Elementary District	080313000	\$661,281	\$134,585	\$0	\$127,000	\$0	\$35,687	\$958,553
Total ADM:	24.4044	\$27,097	\$5,515	\$0	\$5,204	\$0	\$1,462	\$39,278
Mohave		\$161,376,393	\$10,284,079	\$20,754,818	\$52,267,069	(\$3,829,545)	\$25,938,144	\$266,790,958
Total ADM:	19,059.9869	\$8,467	\$540	\$1,089	\$2,742	(\$201)	\$1,361	\$13,997

Expenditures by Fund for Districts		Maintenance & Operation CSF & IIF Expenditures	Capital Expenditures	Facilities Expenditures	State & Federal Project Expenditures	Bond Building Actual & Deductions	Other Expenditures	Total Expenditures
Navajo								
Blue Ridge Unified School District No. 32	090232000	\$14,422,437	\$306,497	\$4,215,240	\$4,387,923	(\$307,562)	\$4,205,813	\$27,230,348
Total ADM:	1,581.5543	\$9,119	\$194	\$2,665	\$2,774	(\$194)	\$2,659	\$17,217
Cedar Unified District	090225000	\$1,020,211	\$28,135	\$0	\$5,273,556	\$0	\$353,290	\$6,675,192
Total ADM:	115.8761	\$8,804	\$243	\$0	\$45,510	\$0	\$3,049	\$57,606
Heber-Overgaard Unified District	090206000	\$4,876,061	\$235,433	\$792,600	\$1,144,322	(\$620,350)	\$482,985	\$6,911,051
Total ADM:	482.6321	\$10,103	\$488	\$1,642	\$2,371	(\$1,285)	\$1,001	\$14,320
Holbrook Unified District	090203000	\$17,257,491	\$1,068,031	\$3,024,248	\$10,368,955	(\$326,688)	\$2,372,717	\$33,764,754
Total ADM:	1,675.8679	\$10,298	\$637	\$1,805	\$6,187	(\$195)	\$1,416	\$20,148
Joseph City Unified District	090202000	\$6,052,227	\$402,824	\$777,550	\$984,430	\$0	\$643,137	\$8,860,168
Total ADM:	417.9103	\$14,482	\$964	\$1,861	\$2,356	\$0	\$1,539	\$21,201
Kayenta Unified School District #27	090227000	\$13,353,707	\$109,108	\$0	\$21,386,497	\$0	\$3,459,980	\$38,309,292
Total ADM:	1,542.1758	\$8,659	\$71	\$0	\$13,868	\$0	\$2,244	\$24,841
Navajo County Accommodation District #99	090199000	\$323,783	\$38,789	\$0	\$35,265	\$0	\$56,136	\$453,973
Total ADM:	20.2145	\$16,017	\$1,919	\$0	\$1,745	\$0	\$2,777	\$22,458
Northeast Arizona Technological Institute of Vocat	090836000	\$3,311,087	\$860,261	\$0	\$46,596	\$0	\$842	\$4,218,786
Total ADM:	675.5778	\$4,901	\$1,273	\$0	\$69	\$0	\$1	\$6,245
Northern Arizona Vocational Institute of Technology	090835000	\$5,371,406	\$392,538	\$0	\$122,422	\$0	\$71,690	\$5,958,056
Total ADM:	1,169.8925	\$4,591	\$336	\$0	\$105	\$0	\$61	\$5,093
Pinon Unified District	090204000	\$9,682,420	\$0	\$0	\$16,098,349	\$0	\$1,781,290	\$27,562,059
Total ADM:	979.1822	\$9,888	\$0	\$0	\$16,441	\$0	\$1,819	\$28,148
Show Low Unified District	090210000	\$19,125,290	\$1,608,239	\$11,975,753	\$6,771,212	\$0	\$3,938,982	\$43,419,476
Total ADM:	2,362.5549	\$8,095	\$681	\$5,069	\$2,866	\$0	\$1,667	\$18,378
Snowflake Unified District	090205000	\$19,241,924	\$2,482,630	\$2,579,719	\$4,066,382	\$0	\$2,213,538	\$30,584,193
Total ADM:	2,709.6463	\$7,101	\$916	\$952	\$1,501	\$0	\$817	\$11,287
Whiteriver Unified District	090220000	\$16,152,160	\$841,200	\$0	\$40,879,289	\$242,760	\$3,142,709	\$61,258,118
Total ADM:	2,227.7093	\$7,251	\$378	\$0	\$18,350	\$109	\$1,411	\$27,498
Winslow Unified District	090201000	\$15,013,472	\$1,024,954	\$1,083,519	\$7,180,011	(\$533,975)	\$2,061,769	\$25,829,750
Total ADM:	1,779.4549	\$8,437	\$576	\$609	\$4,035	(\$300)	\$1,159	\$14,516
Navajo		\$145,203,676	\$9,398,639	\$24,448,629	\$118,745,209	(\$1,545,815)	\$24,784,878	\$321,035,216
Total ADM:	17,740.2489	\$8,185	\$530	\$1,378	\$6,694	(\$87)	\$1,397	\$18,096

Expenditures by Fund for Districts		Maintenance & Operation CSF & IIF Expenditures	Capital Expenditures	Facilities Expenditures	State & Federal Project Expenditures	Bond Building Actual & Deductions	Other Expenditures	Total Expenditures
Pima								
Ajo Unified District	100215000	\$4,194,420	\$295,670	\$2,603,358	\$926,650	\$0	\$495,630	\$8,515,728
Total ADM:	383.2946	\$10,943	\$771	\$6,792	\$2,418	\$0	\$1,293	\$22,217
Altar Valley Elementary District	100351000	\$5,060,354	\$414,189	\$0	\$1,938,027	\$0	\$961,558	\$8,374,128
Total ADM:	492.5809	\$10,273	\$841	\$0	\$3,934	\$0	\$1,952	\$17,001
Amphitheater Unified District	100210000	\$116,028,844	\$9,887,637	\$17,799,838	\$26,838,383	(\$2,263,456)	\$30,589,372	\$198,880,618
Total ADM:	11,352.2497	\$10,221	\$871	\$1,568	\$2,364	(\$199)	\$2,695	\$17,519
Baboquivari Unified School District #40	100240000	\$8,592,366	\$0	\$8,778,971	\$15,130,177	\$0	\$2,580,156	\$35,081,670
Total ADM:	995.9745	\$8,627	\$0	\$8,814	\$15,191	\$0	\$2,591	\$35,223
Catalina Foothills Unified District	100216000	\$43,516,081	\$7,440,889	\$5,797,165	\$3,248,715	\$5,763,774	\$10,627,172	\$76,393,796
Total ADM:	4,866.8424	\$8,941	\$1,529	\$1,191	\$668	\$1,184	\$2,184	\$15,697
Continental Elementary District	100339000	\$5,952,117	\$426,671	\$1,804,100	\$550,585	(\$1,102,231)	\$1,199,492	\$8,830,734
Total ADM:	573.8496	\$10,372	\$744	\$3,144	\$959	(\$1,921)	\$2,090	\$15,389
Empire Elementary District	100337000	\$237,275	\$0	\$0	\$0	\$0	\$0	\$237,275
Total ADM:	0.0000	\$0	\$0	\$0	\$0	\$0	\$0	\$0
Flowing Wells Unified District	100208000	\$45,200,753	\$2,962,276	\$6,166,710	\$12,543,699	(\$2,076,275)	\$8,344,825	\$73,141,988
Total ADM:	5,002.6068	\$9,035	\$592	\$1,233	\$2,507	(\$415)	\$1,668	\$14,621
Marana Unified District	100206000	\$126,897,991	\$4,421,545	\$19,855,694	\$12,575,271	\$1,807,708	\$18,848,140	\$184,406,349
Total ADM:	12,305.7577	\$10,312	\$359	\$1,614	\$1,022	\$147	\$1,532	\$14,985
Pima County Accommodation School District	100100000	\$12,818,257	\$15,978	\$0	\$120,697	\$0	\$36,109	\$12,991,041
Total ADM:	1,684.5932	\$7,609	\$9	\$0	\$72	\$0	\$21	\$7,712
Pima County JTED	100811000	\$32,555,159	\$9,491,790	\$0	\$360,004	\$0	\$10,717,939	\$53,124,892
Total ADM:	5,770.6617	\$5,641	\$1,645	\$0	\$62	\$0	\$1,857	\$9,206
Redington Elementary District	100344000	\$5,731	\$0	\$0	\$0	\$0	\$0	\$5,731
Total ADM:	0.0000	\$0	\$0	\$0	\$0	\$0	\$0	\$0
Sahuarita Unified District	100230000	\$51,443,795	\$4,533,062	\$5,435,090	\$5,250,361	\$2,580,068	\$13,447,056	\$82,689,432
Total ADM:	6,142.2674	\$8,375	\$738	\$885	\$855	\$420	\$2,189	\$13,462
San Fernando Elementary District	100335000	\$398,533	\$115,442	\$0	\$18,404	\$0	\$4,936	\$537,315
Total ADM:	14.1950	\$28,076	\$8,133	\$0	\$1,297	\$0	\$348	\$37,852
Sunnyside Unified District	100212000	\$108,895,361	\$4,356,281	\$5,393,971	\$30,378,587	(\$4,506,491)	\$18,294,646	\$162,812,355
Total ADM:	13,470.5018	\$8,084	\$323	\$400	\$2,255	(\$335)	\$1,358	\$12,087
Tanque Verde Unified District	100213000	\$20,327,657	\$1,128,578	\$3,473,374	\$927,909	(\$533,702)	\$4,332,795	\$29,656,611
Total ADM:	2,111.8983	\$9,625	\$534	\$1,645	\$439	(\$253)	\$2,052	\$14,043

Expenditures by Fund for Districts		Maintenance & Operation CSF & IIF Expenditures	Capital Expenditures	Facilities Expenditures	State & Federal Project Expenditures	Bond Building Actual & Deductions	Other Expenditures	Total Expenditures
Pima								
Tucson Unified District	100201000	\$403,530,498	\$25,734,562	\$27,641,508	\$112,096,417	(\$8,071,441)	\$53,578,620	\$614,510,164
Total ADM:	38,003.9799	\$10,618	\$677	\$727	\$2,950	(\$212)	\$1,410	\$16,170
Vail Unified District	100220000	\$130,856,203	\$10,409,516	\$17,525,519	\$12,778,392	(\$8,522,800)	\$20,955,929	\$184,002,759
Total ADM:	14,110.9075	\$9,273	\$738	\$1,242	\$906	(\$604)	\$1,485	\$13,040
Pima								
Totals		\$1,116,511,395	\$81,634,086	\$122,275,298	\$235,682,278	(\$16,924,846)	\$195,014,375	\$1,734,192,586
Total ADM:	117,282.1610	\$9,520	\$696	\$1,043	\$2,010	(\$144)	\$1,663	\$14,786

Expenditures by Fund for Districts		Maintenance & Operation CSF & IIF Expenditures	Capital Expenditures	Facilities Expenditures	State & Federal Project Expenditures	Bond Building Actual & Deductions	Other Expenditures	Total Expenditures
Pinal								
Apache Junction Unified District	110243000	\$24,921,126	\$1,051,340	\$6,357,192	\$7,819,023	\$233,828	\$3,000,113	\$43,382,622
Total ADM:	2,581.3195	\$9,654	\$407	\$2,463	\$3,029	\$91	\$1,162	\$16,806
Casa Grande Elementary District	110404000	\$56,438,233	\$5,202,662	\$4,736,595	\$13,817,053	(\$734,644)	\$5,709,838	\$85,169,737
Total ADM:	6,157.0892	\$9,166	\$845	\$769	\$2,244	(\$119)	\$927	\$13,833
Casa Grande Union High School District	110502000	\$39,826,435	\$5,569,902	\$4,071,132	\$7,763,886	(\$2,515,000)	\$3,693,169	\$58,409,524
Total ADM:	3,879.8480	\$10,265	\$1,436	\$1,049	\$2,001	(\$648)	\$952	\$15,055
Central Arizona Valley Institute of Technology	110801000	\$5,252,366	\$4,995,072	\$0	\$974,487	\$0	\$13,771	\$11,235,696
Total ADM:	1,364.9489	\$3,848	\$3,660	\$0	\$714	\$0	\$10	\$8,232
Cobre Valley Institute of Technology District	110802000	\$1,724,032	\$58,561	\$0	\$24,992	\$0	\$5,797	\$1,813,382
Total ADM:	306.9931	\$5,616	\$191	\$0	\$81	\$0	\$19	\$5,907
Coolidge Unified District	110221000	\$24,297,969	\$1,065,443	\$5,724,778	\$6,780,442	\$17,260	\$2,666,511	\$40,552,403
Total ADM:	2,666.6176	\$9,112	\$400	\$2,147	\$2,543	\$6	\$1,000	\$15,207
Eloy Elementary District	110411000	\$6,307,318	\$212,409	\$191,787	\$2,953,910	(\$80,000)	\$1,308,906	\$10,894,330
Total ADM:	699.2847	\$9,020	\$304	\$274	\$4,224	(\$114)	\$1,872	\$15,579
Florence Unified School District	110201000	\$82,614,635	\$2,139,933	\$7,422,605	\$14,837,696	(\$5,114,946)	\$9,083,023	\$110,982,946
Total ADM:	8,613.7253	\$9,591	\$248	\$862	\$1,723	(\$594)	\$1,054	\$12,884
J O Combs Unified School District	110244000	\$34,149,933	\$1,381,601	\$4,583,654	\$5,070,451	(\$4,227,994)	\$8,497,109	\$49,454,754
Total ADM:	3,780.6877	\$9,033	\$365	\$1,212	\$1,341	(\$1,118)	\$2,248	\$13,081
Mammoth-San Manuel Unified District	110208000	\$5,242,274	\$300,726	\$0	\$1,321,558	\$0	\$612,091	\$7,476,649
Total ADM:	485.2494	\$10,803	\$620	\$0	\$2,723	\$0	\$1,261	\$15,408
Maricopa Unified School District	110220000	\$82,765,790	\$9,844,295	\$4,701,393	\$6,366,701	(\$3,751,000)	\$7,913,054	\$107,840,233
Total ADM:	8,846.4342	\$9,356	\$1,113	\$531	\$720	(\$424)	\$894	\$12,190
Mary C O'Brien Accommodation District	110100000	\$5,660,500	\$523,218	\$0	\$220,705	\$0	\$321,112	\$6,725,535
Total ADM:	191.2996	\$29,590	\$2,735	\$0	\$1,154	\$0	\$1,679	\$35,157
Oracle Elementary District	110302000	\$4,011,143	\$156,911	\$1,044,400	\$692,085	(\$430,536)	\$492,145	\$5,966,148
Total ADM:	361.6448	\$11,091	\$434	\$2,888	\$1,914	(\$1,190)	\$1,361	\$16,497
Picacho Elementary District	110433000	\$1,461,395	\$34,168	\$454,841	\$346,188	\$0	\$182,549	\$2,479,141
Total ADM:	136.2881	\$10,723	\$251	\$3,337	\$2,540	\$0	\$1,339	\$18,190
Ray Unified District	110203000	\$3,425,348	\$104,832	\$270,536	\$992,226	(\$145,131)	\$390,474	\$5,038,285
Total ADM:	320.5644	\$10,685	\$327	\$844	\$3,095	(\$453)	\$1,218	\$15,717
Red Rock Elementary District	110405000	\$4,187,233	\$438,489	\$421,415	\$309,916	\$0	\$357,202	\$5,714,255

Expenditures by Fund for Districts		Maintenance & Operation CSF & IIF Expenditures	Capital Expenditures	Facilities Expenditures	State & Federal Project Expenditures	Bond Building Actual & Deductions	Other Expenditures	Total Expenditures
Pinal								
Total ADM: 421.9611	Per ADM Amounts:	\$9,923	\$1,039	\$999	\$734	\$0	\$847	\$13,542
Sacaton Elementary District	110418000	\$3,701,099	\$1,268,819	\$0	\$11,504,052	\$0	\$1,340,373	\$17,814,343
Total ADM: 469.5887	Per ADM Amounts:	\$7,882	\$2,702	\$0	\$24,498	\$0	\$2,854	\$37,936
Santa Cruz Valley Union High School District	110540000	\$3,948,218	\$208,173	\$677,860	\$887,103	(\$429,451)	\$1,082,838	\$6,374,741
Total ADM: 413.3901	Per ADM Amounts:	\$9,551	\$504	\$1,640	\$2,146	(\$1,039)	\$2,619	\$15,421
Stanfield Elementary District	110424000	\$4,177,341	\$265,059	\$1,312,591	\$1,208,972	\$0	\$687,827	\$7,651,790
Total ADM: 347.0184	Per ADM Amounts:	\$12,038	\$764	\$3,782	\$3,484	\$0	\$1,982	\$22,050
Superior Unified School District	110215000	\$3,820,244	\$256,679	\$57,633	\$1,208,620	\$0	\$599,339	\$5,942,515
Total ADM: 313.6538	Per ADM Amounts:	\$12,180	\$818	\$184	\$3,853	\$0	\$1,911	\$18,946
Toltec School District	110422000	\$9,872,790	\$428,173	\$78,884	\$1,988,187	\$0	\$1,937,078	\$14,305,112
Total ADM: 1,169.4747	Per ADM Amounts:	\$8,442	\$366	\$67	\$1,700	\$0	\$1,656	\$12,232
Pinal								
	Totals	\$407,805,422	\$35,506,465	\$42,107,296	\$87,088,253	(\$17,177,614)	\$49,894,319	\$605,224,141
Total ADM: 43,527.0813	Per ADM Amounts:	\$9,369	\$816	\$967	\$2,001	(\$395)	\$1,146	\$13,905

Expenditures by Fund for Districts		Maintenance & Operation CSF & IIF Expenditures	Capital Expenditures	Facilities Expenditures	State & Federal Project Expenditures	Bond Building Actual & Deductions	Other Expenditures	Total Expenditures
Santa Cruz								
Nogales Unified District	120201000	\$40,155,526	\$2,229,555	\$3,054,156	\$12,669,668	\$94,920	\$7,669,797	\$65,873,622
Total ADM:	5,368.1178	\$7,480	\$415	\$569	\$2,360	\$18	\$1,429	\$12,271
Patagonia Elementary District	120406000	\$1,474,335	\$77,594	\$0	\$232,433	\$0	\$194,466	\$1,978,828
Total ADM:	103.5604	\$14,236	\$749	\$0	\$2,244	\$0	\$1,878	\$19,108
Patagonia Union High School District	120520000	\$1,696,934	\$113,043	\$197,918	\$162,022	\$0	\$542,520	\$2,712,437
Total ADM:	78.6027	\$21,589	\$1,438	\$2,518	\$2,061	\$0	\$6,902	\$34,508
Santa Cruz Elementary District	120328000	\$2,044,465	\$63,549	\$0	\$356,173	\$0	\$313,617	\$2,777,804
Total ADM:	167.2225	\$12,226	\$380	\$0	\$2,130	\$0	\$1,875	\$16,611
Santa Cruz Valley Unified District	120235000	\$28,465,341	\$1,648,270	\$7,221,070	\$5,748,470	\$1,750,897	\$7,842,402	\$52,676,450
Total ADM:	3,474.1172	\$8,194	\$474	\$2,079	\$1,655	\$504	\$2,257	\$15,163
Sonoita Elementary District	120425000	\$2,139,846	\$74,096	\$28,491	\$353,064	\$0	\$176,550	\$2,772,047
Total ADM:	104.7970	\$20,419	\$707	\$272	\$3,369	\$0	\$1,685	\$26,452
Santa Cruz	Totals	\$75,976,447	\$4,206,107	\$10,501,635	\$19,521,830	\$1,845,817	\$16,739,352	\$128,791,188
Total ADM:	9,296.4176	\$8,173	\$452	\$1,130	\$2,100	\$199	\$1,801	\$13,854

Expenditures by Fund for Districts		Maintenance & Operation CSF & IIF Expenditures	Capital Expenditures	Facilities Expenditures	State & Federal Project Expenditures	Bond Building Actual & Deductions	Other Expenditures	Total Expenditures
Yavapai								
Ash Fork Joint Unified District	130231000	\$3,113,012	\$1,044,055	\$0	\$268,465	\$0	\$538,701	\$4,964,233
Total ADM:	271.5890	\$11,462	\$3,844	\$0	\$988	\$0	\$1,984	\$18,278
Bagdad Unified District	130220000	\$5,353,122	\$557,835	\$190,490	\$303,806	\$0	\$3,698,573	\$10,103,826
Total ADM:	508.5105	\$10,527	\$1,097	\$375	\$597	\$0	\$7,273	\$19,869
Beaver Creek Elementary District	130326000	\$2,812,530	\$373,387	\$3,149,620	\$600,767	\$79,200	\$426,650	\$7,442,154
Total ADM:	308.3124	\$9,122	\$1,211	\$10,216	\$1,949	\$257	\$1,384	\$24,138
Camp Verde Unified District	130228000	\$13,162,287	\$1,248,447	\$512,403	\$4,080,249	\$0	\$2,280,864	\$21,284,249
Total ADM:	1,489.9871	\$8,834	\$838	\$344	\$2,738	\$0	\$1,531	\$14,285
Canon Elementary District	130350000	\$1,636,762	\$60,418	\$8,590	\$658,295	\$0	\$36,429	\$2,400,494
Total ADM:	126.0662	\$12,983	\$479	\$68	\$5,222	\$0	\$289	\$19,042
Chino Valley Unified District	130251000	\$20,847,666	\$1,431,219	\$11,509,331	\$3,777,485	\$0	\$3,160,051	\$40,725,752
Total ADM:	2,195.7901	\$9,494	\$652	\$5,242	\$1,720	\$0	\$1,439	\$18,547
Clarkdale-Jerome Elementary District	130403000	\$4,186,965	\$252,191	\$156,419	\$529,466	\$0	\$916,884	\$6,041,925
Total ADM:	448.5628	\$9,334	\$562	\$349	\$1,180	\$0	\$2,044	\$13,470
Congress Elementary District	130317000	\$1,690,267	\$296,023	\$54,724	\$446,987	\$0	\$229,707	\$2,717,708
Total ADM:	103.7497	\$16,292	\$2,853	\$527	\$4,308	\$0	\$2,214	\$26,195
Cottonwood-Oak Creek Elementary District	130406000	\$15,347,142	\$484,191	\$299,746	\$5,148,078	\$0	\$1,152,213	\$22,431,370
Total ADM:	1,647.1250	\$9,318	\$294	\$182	\$3,125	\$0	\$700	\$13,618
Crown King Elementary District	130341000	\$181,825	\$6,276	\$0	\$76,567	\$0	\$3,029	\$267,697
Total ADM:	8.5000	\$21,391	\$738	\$0	\$9,008	\$0	\$356	\$31,494
Hillside Elementary District	130335000	\$172,334	\$6,770	\$0	\$74,667	\$0	\$5,248	\$259,019
Total ADM:	7.8600	\$21,925	\$861	\$0	\$9,500	\$0	\$668	\$32,954
Humboldt Unified District	130222000	\$43,935,648	\$1,857,727	\$6,916,205	\$8,993,343	(\$4,211,025)	\$4,529,716	\$62,021,614
Total ADM:	5,130.4389	\$8,564	\$362	\$1,348	\$1,753	(\$821)	\$883	\$12,089
Kirkland Elementary District	130323000	\$1,333,656	\$43,927	\$3,689,725	\$296,264	\$0	\$138,468	\$5,502,040
Total ADM:	63.5256	\$20,994	\$691	\$58,082	\$4,664	\$0	\$2,180	\$86,611
Mayer Unified School District	130243000	\$5,463,780	\$331,371	\$12,067	\$1,772,716	\$0	\$811,052	\$8,390,986
Total ADM:	510.6074	\$10,701	\$649	\$24	\$3,472	\$0	\$1,588	\$16,433
Mingus Union High School District	130504000	\$11,325,493	\$1,022,885	\$847,002	\$1,426,113	(\$525,000)	\$1,494,090	\$15,590,583
Total ADM:	1,185.0326	\$9,557	\$863	\$715	\$1,203	(\$443)	\$1,261	\$13,156
Mountain Institute CTED #2	130802000	\$3,215,047	\$365,655	\$0	\$606,629	\$0	\$32,581	\$4,219,912
Total ADM:	601.1318	\$5,348	\$608	\$0	\$1,009	\$0	\$54	\$7,020

Expenditures by Fund for Districts		Maintenance & Operation CSF & IIF Expenditures	Capital Expenditures	Facilities Expenditures	State & Federal Project Expenditures	Bond Building Actual & Deductions	Other Expenditures	Total Expenditures
Yavapai								
Prescott Unified District	130201000	\$32,703,112	\$1,177,811	\$2,323,765	\$6,645,466	(\$774,187)	\$4,658,879	\$46,734,846
Total ADM:	3,609.9326	\$9,059	\$326	\$644	\$1,841	(\$214)	\$1,291	\$12,946
Sedona-Oak Creek JUSD #9	130209000	\$7,533,215	\$280,264	\$3,644,979	\$910,193	(\$2,920,725)	\$1,649,909	\$11,097,835
Total ADM:	679.3264	\$11,089	\$413	\$5,366	\$1,340	(\$4,299)	\$2,429	\$16,337
Seligman Unified District	130240000	\$3,947,961	\$248,359	\$4,726,843	\$387,349	\$0	\$291,259	\$9,601,771
Total ADM:	187.3894	\$21,068	\$1,325	\$25,225	\$2,067	\$0	\$1,554	\$51,240
Skull Valley Elementary District	130315000	\$1,034,104	\$21,839	\$53,000	\$359,635	\$0	\$125,784	\$1,594,362
Total ADM:	32.4500	\$31,868	\$673	\$1,633	\$11,083	\$0	\$3,876	\$49,133
Valley Academy for Career and Technology Education	130801000	\$1,779,736	\$52,339	\$0	\$81,710	\$0	\$166,030	\$2,079,815
Total ADM:	341.6607	\$5,209	\$153	\$0	\$239	\$0	\$486	\$6,087
Williamson Valley Elementary School District	130302000	\$342,790	\$4,456	\$0	\$2,806	\$0	\$489	\$350,541
Total ADM:	0.0000	\$0	\$0	\$0	\$0	\$0	\$0	\$0
Yarnell Elementary District	130352000	\$876,501	\$22,658	\$1,204,447	\$241,531	\$0	\$87,274	\$2,432,411
Total ADM:	36.5708	\$23,967	\$620	\$32,935	\$6,604	\$0	\$2,386	\$66,512
Yavapai Accommodation School District	130199000	\$1,329,277	\$39,963	\$0	\$207,097	\$0	\$48,581	\$1,624,918
Total ADM:	81.5967	\$16,291	\$490	\$0	\$2,538	\$0	\$595	\$19,914
Yavapai		\$183,324,232	\$11,230,066	\$39,299,356	\$37,895,684	(\$8,351,737)	\$26,482,461	\$289,880,061
Total ADM:	19,575.7157	\$9,365	\$574	\$2,008	\$1,936	(\$427)	\$1,353	\$14,808

Expenditures by Fund for Districts		Maintenance & Operation CSF & IIF Expenditures	Capital Expenditures	Facilities Expenditures	State & Federal Project Expenditures	Bond Building Actual & Deductions	Other Expenditures	Total Expenditures
Yuma								
Antelope Union High School District	140550000	\$2,775,763	\$21,392	\$112,364	\$266,636	\$0	\$442,844	\$3,618,999
Total ADM:	188.0802	\$14,758	\$114	\$597	\$1,418	\$0	\$2,355	\$19,242
Crane Elementary District	140413000	\$43,406,025	\$4,802,774	\$1,499,126	\$11,061,554	\$134,453	\$12,007,073	\$72,911,005
Total ADM:	5,521.9748	\$7,861	\$870	\$271	\$2,003	\$24	\$2,174	\$13,204
Gadsden Elementary District	140432000	\$36,315,897	\$2,208,492	\$2,783,540	\$19,039,198	(\$375,700)	\$6,596,245	\$66,567,672
Total ADM:	4,851.8432	\$7,485	\$455	\$574	\$3,924	(\$77)	\$1,360	\$13,720
Hyder Elementary District	140416000	\$2,302,750	\$128,077	\$6,856	\$316,849	\$0	\$184,096	\$2,938,628
Total ADM:	89.7324	\$25,662	\$1,427	\$76	\$3,531	\$0	\$2,052	\$32,749
Mohawk Valley Elementary District	140417000	\$2,022,642	\$270,089	\$2,335,088	\$503,037	\$44,013	\$643,156	\$5,818,025
Total ADM:	146.8800	\$13,771	\$1,839	\$15,898	\$3,425	\$300	\$4,379	\$39,611
Somerton Elementary District	140411000	\$23,379,556	\$1,341,016	\$467,169	\$6,392,200	\$0	\$5,731,742	\$37,311,683
Total ADM:	2,840.7821	\$8,230	\$472	\$164	\$2,250	\$0	\$2,018	\$13,134
Southwest Technical Education District of Yuma (ST)	140801000	\$6,018,448	\$6,576,785	\$0	\$14,900	\$0	\$29,377	\$12,639,510
Total ADM:	1,665.8151	\$3,613	\$3,948	\$0	\$9	\$0	\$18	\$7,588
Wellton Elementary District	140424000	\$1,701,697	\$58,379	\$63,548	\$512,721	\$0	\$191,021	\$2,527,366
Total ADM:	167.2850	\$10,172	\$349	\$380	\$3,065	\$0	\$1,142	\$15,108
Yuma Elementary District	140401000	\$78,433,691	\$4,809,192	\$3,090,620	\$24,187,235	(\$1,378,459)	\$10,949,646	\$120,091,925
Total ADM:	8,398.2229	\$9,339	\$573	\$368	\$2,880	(\$164)	\$1,304	\$14,300
Yuma Union High School District	140570000	\$92,620,346	\$11,475,839	\$9,418,683	\$22,346,696	\$33,220	\$15,380,266	\$151,275,050
Total ADM:	11,163.4146	\$8,297	\$1,028	\$844	\$2,002	\$3	\$1,378	\$13,551
Yuma		\$288,976,815	\$31,692,035	\$19,776,994	\$84,641,026	(\$1,542,473)	\$52,155,466	\$475,699,863
Total ADM:	35,034.0303	\$8,248	\$905	\$565	\$2,416	(\$44)	\$1,489	\$13,578

Expenditures by Fund for Districts		Maintenance & Operation CSF & IIF Expenditures	Capital Expenditures	Facilities Expenditures	State & Federal Project Expenditures	Bond Building Actual & Deductions	Other Expenditures	Total Expenditures
State		\$8,294,061,799	\$682,514,190	\$1,263,881,963	\$1,872,203,111	(\$101,164,809)	\$1,298,276,547	\$13,309,772,802
Total ADM:	877,260.2696	Per ADM Amounts:	\$778	\$1,441	\$2,134	(\$115)	\$1,480	\$15,172

Expenditures by Project for Charter Schools			General Projects	CSP & IIP	State & Federal Projects	Total Project Expenditures
Cochise						
Center for Academic Success, Inc.		028750000	\$9,430,331	\$1,126,948	\$3,448,881	\$14,006,160
Total Attending ADM:	1,082.9856	Per ADM Amounts:	\$8,708	\$1,041	\$3,185	\$12,933
Cochise Community Development Corporation		028701000	\$4,748,892	\$412,470	\$421,405	\$5,582,767
Total Attending ADM:	356.0475	Per ADM Amounts:	\$13,338	\$1,158	\$1,184	\$15,680
Omega Alpha Academy		028751000	\$2,375,244	\$200,356	\$589,914	\$3,165,514
Total Attending ADM:	173.3798	Per ADM Amounts:	\$13,700	\$1,156	\$3,402	\$18,258
Cochise	Totals		\$16,554,467	\$1,739,774	\$4,460,200	\$22,754,441
Total Attending ADM:	1,612.4129	Per ADM Amounts:	\$10,267	\$1,079	\$2,766	\$14,112

Expenditures by Project for Charter Schools			General Projects	CSP & IIP	State & Federal Projects	Total Project Expenditures
Coconino						
BASIS Charter Schools, Inc.		038707000	\$7,033,158	\$663,772	\$700,576	\$8,397,506
Total Attending ADM:	649.3504	Per ADM Amounts:	\$10,831	\$1,022	\$1,079	\$12,932
Flagstaff Arts And Leadership Academy		038750000	\$2,430,634	\$237,878	\$235,823	\$2,904,335
Total Attending ADM:	198.0875	Per ADM Amounts:	\$12,271	\$1,201	\$1,190	\$14,662
Flagstaff Junior Academy		038752000	\$3,168,408	\$334,869	\$254,832	\$3,758,109
Total Attending ADM:	327.7096	Per ADM Amounts:	\$9,668	\$1,022	\$778	\$11,468
Flagstaff Montessori		038705000	\$1,726,230	\$196,563	\$83,068	\$2,005,861
Total Attending ADM:	167.9048	Per ADM Amounts:	\$10,281	\$1,171	\$495	\$11,946
Glen Canyon Outdoor Academy		038715000	\$1,136,357	\$168,663	\$573,115	\$1,878,135
Total Attending ADM:	150.7631	Per ADM Amounts:	\$7,537	\$1,119	\$3,801	\$12,458
Haven Montessori Children's House, Inc.		038755000	\$797,567	\$46,200	\$22,063	\$865,830
Total Attending ADM:	71.6943	Per ADM Amounts:	\$11,125	\$644	\$308	\$12,077
Mountain School, Inc.		038751000	\$1,777,783	\$178,522	\$108,390	\$2,064,695
Total Attending ADM:	159.5417	Per ADM Amounts:	\$11,143	\$1,119	\$679	\$12,941
Northland Preparatory Academy		038701000	\$6,087,834	\$729,315	\$459,982	\$7,277,131
Total Attending ADM:	641.9901	Per ADM Amounts:	\$9,483	\$1,136	\$716	\$11,335
Painted Desert Demonstration Projects, Inc.		038753000	\$1,817,644	\$156,946	\$2,712,375	\$4,686,965
Total Attending ADM:	99.0572	Per ADM Amounts:	\$18,349	\$1,584	\$27,382	\$47,316
Pine Forest Education Association, Inc.		038706000	\$2,193,959	\$206,940	\$202,419	\$2,603,318
Total Attending ADM:	208.0277	Per ADM Amounts:	\$10,546	\$995	\$973	\$12,514
Coconino	Totals		\$28,169,574	\$2,919,668	\$5,352,643	\$36,441,885
Total Attending ADM:	2,674.1264	Per ADM Amounts:	\$10,534	\$1,092	\$2,002	\$13,628

Expenditures by Project for Charter Schools			General Projects	CSP & IIP	State & Federal Projects	Total Project Expenditures
Gila						
Destiny School, Inc.		048701000	\$2,674,992	\$314,901	\$1,443,771	\$4,433,664
Total Attending ADM:	332.5748	Per ADM Amounts:	\$8,043	\$947	\$4,341	\$13,331
Liberty High School		048750000	\$692,203	\$143,877	\$250,638	\$1,086,718
Total Attending ADM:	72.8199	Per ADM Amounts:	\$9,506	\$1,976	\$3,442	\$14,923
Gila	Totals		\$3,367,195	\$458,778	\$1,694,409	\$5,520,382
Total Attending ADM:	405.3947	Per ADM Amounts:	\$8,306	\$1,132	\$4,180	\$13,617

Expenditures by Project for Charter Schools			General Projects	CSP & IIP	State & Federal Projects	Total Project Expenditures
Graham						
Discovery Plus Academy		058703000	\$892,686	\$123,818	\$90,142	\$1,106,646
Total Attending ADM:	101.7294	Per ADM Amounts:	\$8,775	\$1,217	\$886	\$10,878
Triumphant Learning Center		058702000	\$1,078,566	\$109,811	\$112,818	\$1,301,195
Total Attending ADM:	93.3988	Per ADM Amounts:	\$11,548	\$1,176	\$1,208	\$13,932
Graham	Totals		\$1,971,252	\$233,629	\$202,960	\$2,407,841
Total Attending ADM:	195.1282	Per ADM Amounts:	\$10,102	\$1,197	\$1,040	\$12,340

Expenditures by Project for Charter Schools

		General Projects	CSP & IIP	State & Federal Projects	Total Project Expenditures
Maricopa					
Academy of Mathematics and Science, Inc.	078270000	\$7,333,103	\$945,099	\$2,425,442	\$10,703,644
Total Attending ADM:	994.2765	Per ADM Amounts: \$7,375	\$951	\$2,439	\$10,765
Academy with Community Partners-Arizona, Inc	078794000	\$1,833,157	\$244,316	\$206,414	\$2,283,887
Total Attending ADM:	184.7286	Per ADM Amounts: \$9,924	\$1,323	\$1,117	\$12,363
Accelerated Learning Center, Inc.	078979000	\$1,555,180	\$190,567	\$0	\$1,745,747
Total Attending ADM:	131.0085	Per ADM Amounts: \$11,871	\$1,455	\$0	\$13,325
Acclaim Charter School	078701000	\$2,173,476	\$305,687	\$769,946	\$3,249,109
Total Attending ADM:	255.1027	Per ADM Amounts: \$8,520	\$1,198	\$3,018	\$12,736
AIBT Non-Profit Charter High School - Phoenix	078793000	\$187,644	\$9,706	\$550,186	\$747,536
Total Attending ADM:	84.9248	Per ADM Amounts: \$2,210	\$114	\$6,479	\$8,802
AIBT Non-Profit Charter High School, Inc.	078286000	\$24,151	\$34,051	\$3,693	\$61,895
Total Attending ADM:	16.6929	Per ADM Amounts: \$1,447	\$2,040	\$221	\$3,708
Allen-Cochran Enterprises, Inc.	078724000	\$2,630,192	\$595,087	\$0	\$3,225,279
Total Attending ADM:	303.8005	Per ADM Amounts: \$8,658	\$1,959	\$0	\$10,616
American Basic Schools LLC	078989000	\$5,239,476	\$572,824	\$253,474	\$6,065,774
Total Attending ADM:	623.5392	Per ADM Amounts: \$8,403	\$919	\$407	\$9,728
American Charter Schools Foundation d.b.a. Crestvi	078950000	\$2,200,152	\$256,830	\$799,307	\$3,256,289
Total Attending ADM:	249.1300	Per ADM Amounts: \$8,831	\$1,031	\$3,208	\$13,071
American Charter Schools Foundation d.b.a. Desert	078947000	\$2,570,165	\$247,635	\$317,111	\$3,134,911
Total Attending ADM:	240.9577	Per ADM Amounts: \$10,666	\$1,028	\$1,316	\$13,010
American Charter Schools Foundation d.b.a. Estrell	078948000	\$1,643,672	\$124,381	\$701,224	\$2,469,277
Total Attending ADM:	126.4133	Per ADM Amounts: \$13,002	\$984	\$5,547	\$19,533
American Charter Schools Foundation d.b.a. Peoria	078951000	\$3,868,211	\$541,689	\$890,192	\$5,300,092
Total Attending ADM:	527.4698	Per ADM Amounts: \$7,334	\$1,027	\$1,688	\$10,048
American Charter Schools Foundation d.b.a. South P	078983000	\$4,945,987	\$621,395	\$1,002,248	\$6,569,630
Total Attending ADM:	601.6188	Per ADM Amounts: \$8,221	\$1,033	\$1,666	\$10,920
American Charter Schools Foundation d.b.a. South R	078517000	\$3,292,839	\$383,666	\$899,543	\$4,576,048
Total Attending ADM:	370.9307	Per ADM Amounts: \$8,877	\$1,034	\$2,425	\$12,337
American Charter Schools Foundation d.b.a. Sun Val	078953000	\$2,979,053	\$364,086	\$640,652	\$3,983,791
Total Attending ADM:	353.5526	Per ADM Amounts: \$8,426	\$1,030	\$1,812	\$11,268
American Charter Schools Foundation d.b.a. West Ph	078956000	\$3,643,497	\$409,778	\$858,838	\$4,912,113
Total Attending ADM:	397.3115	Per ADM Amounts: \$9,170	\$1,031	\$2,162	\$12,363
American Charter Schools Foundation dba Ridgeview	118722000	\$1,976,367	\$225,510	\$766,825	\$2,968,702
Total Attending ADM:	238.7232	Per ADM Amounts: \$8,279	\$945	\$3,212	\$12,436
American Leadership Academy, Inc.	078725000	\$121,612,790	\$13,219,131	\$7,246,406	\$142,142,104
Total Attending ADM:	13,731.8026	Per ADM Amounts: \$8,856	\$963	\$528	\$10,351
American Virtual Academy	078926000	\$70,162,053	\$8,008,373	\$0	\$78,170,426
Total Attending ADM:	7,953.6939	Per ADM Amounts: \$8,821	\$1,007	\$0	\$9,828
Anthem Preparatory Academy	078525000	\$9,859,483	\$949,339	\$510,935	\$11,319,757
Total Attending ADM:	980.9454	Per ADM Amounts: \$10,051	\$968	\$521	\$11,540
Archway Classical Academy Arete	078247000	\$4,861,704	\$467,083	\$241,006	\$5,569,793
Total Attending ADM:	491.3488	Per ADM Amounts: \$9,895	\$951	\$490	\$11,336
Archway Classical Academy Chandler	078597000	\$5,016,306	\$463,507	\$240,246	\$5,720,059
Total Attending ADM:	487.5863	Per ADM Amounts: \$10,288	\$951	\$493	\$11,731
Archway Classical Academy Cicero	078248000	\$4,724,206	\$424,502	\$259,445	\$5,408,153
Total Attending ADM:	447.2423	Per ADM Amounts: \$10,563	\$949	\$580	\$12,092
Archway Classical Academy Glendale	078406000	\$5,311,001	\$484,049	\$230,000	\$6,025,050
Total Attending ADM:	509.1961	Per ADM Amounts: \$10,430	\$951	\$452	\$11,832
Archway Classical Academy Lincoln	078234000	\$6,345,660	\$625,916	\$321,410	\$7,292,986
Total Attending ADM:	658.4328	Per ADM Amounts: \$9,638	\$951	\$488	\$11,076

Expenditures by Project for Charter Schools

Maricopa

		General Projects	CSP & IIP	State & Federal Projects	Total Project Expenditures
Archway Classical Academy North Phoenix	078214000	\$6,201,284	\$634,581	\$340,484	\$7,176,349
Total Attending ADM:	667.4731	Per ADM Amounts: \$9,291	\$951	\$510	\$10,752
Archway Classical Academy Scottsdale	078590000	\$10,608,458	\$936,229	\$296,399	\$11,841,086
Total Attending ADM:	984.7087	Per ADM Amounts: \$10,773	\$951	\$301	\$12,025
Archway Classical Academy Trivium West	078595000	\$7,570,964	\$776,691	\$353,045	\$8,700,700
Total Attending ADM:	816.8852	Per ADM Amounts: \$9,268	\$951	\$432	\$10,651
Archway Classical Academy Trivium West	078470000	\$2,271,002	\$272,732	\$69,203	\$2,612,937
Total Attending ADM:	251.8924	Per ADM Amounts: \$9,016	\$1,083	\$275	\$10,373
Archway Classical Academy Veritas	078596000	\$6,686,759	\$628,881	\$245,691	\$7,561,331
Total Attending ADM:	661.3710	Per ADM Amounts: \$10,110	\$951	\$371	\$11,433
Arete Preparatory Academy	078527000	\$5,704,426	\$540,650	\$242,226	\$6,487,302
Total Attending ADM:	547.7788	Per ADM Amounts: \$10,414	\$987	\$442	\$11,843
Arizona Agribusiness & Equine Center INC.	078412000	\$1,497,246	\$192,232	\$111,624	\$1,801,102
Total Attending ADM:	166.9860	Per ADM Amounts: \$8,966	\$1,151	\$668	\$10,786
Arizona Agribusiness & Equine Center, Inc.	078707000	\$2,637,511	\$482,581	\$97,140	\$3,217,232
Total Attending ADM:	299.0682	Per ADM Amounts: \$8,819	\$1,614	\$325	\$10,758
Arizona Agribusiness & Equine Center, Inc.	078587000	\$3,094,980	\$464,478	\$393,852	\$3,953,310
Total Attending ADM:	381.6491	Per ADM Amounts: \$8,109	\$1,217	\$1,032	\$10,358
Arizona Agribusiness & Equine Center, Inc.	078993000	\$3,348,550	\$499,786	\$904,027	\$4,752,363
Total Attending ADM:	467.8878	Per ADM Amounts: \$7,157	\$1,068	\$1,932	\$10,157
Arizona Autism Charter Schools, Inc.	078226000	\$26,862,729	\$830,618	\$1,903,381	\$29,596,728
Total Attending ADM:	812.1114	Per ADM Amounts: \$33,078	\$1,023	\$2,344	\$36,444
Arizona Center for Youth Resources	078723000	\$899,009	\$73,371	\$72,093	\$1,044,473
Total Attending ADM:	80.1820	Per ADM Amounts: \$11,212	\$915	\$899	\$13,026
Arizona Collaborative Learning Partners, Inc.	078644000	\$1,152,713	\$89,562	\$12,699	\$1,254,974
Total Attending ADM:	77.3816	Per ADM Amounts: \$14,896	\$1,157	\$164	\$16,218
Arizona Connections Academy Charter School, Inc.	078511000	\$19,077,838	\$1,939,389	\$2,868,883	\$23,886,110
Total Attending ADM:	1,930.3410	Per ADM Amounts: \$9,883	\$1,005	\$1,486	\$12,374
Arizona Education Solutions	078582000	\$14,534,029	\$1,592,236	\$383,185	\$16,509,450
Total Attending ADM:	1,614.8883	Per ADM Amounts: \$9,000	\$986	\$237	\$10,223
Arizona Goodwill Education Services	078111000	\$70,520	\$0	\$3,867,748	\$3,938,268
Total Attending ADM:	81.8550	Per ADM Amounts: \$862	\$0	\$47,251	\$48,113
Arizona Language Preparatory	078260000	\$759,473	\$105,752	\$14,122	\$879,347
Total Attending ADM:	69.7614	Per ADM Amounts: \$10,887	\$1,516	\$202	\$12,605
Arizona Language Schools	078696000	\$0	\$0	\$0	\$0
Total Attending ADM:	42.8385	Per ADM Amounts: \$0	\$0	\$0	\$0
Arizona School For The Arts	078722000	\$7,693,404	\$842,412	\$415,688	\$8,951,504
Total Attending ADM:	754.1868	Per ADM Amounts: \$10,201	\$1,117	\$551	\$11,869
ASU Preparatory Academy	078205000	\$6,248,128	\$424,235	\$147,573	\$6,819,936
Total Attending ADM:	446.4659	Per ADM Amounts: \$13,995	\$950	\$331	\$15,275
ASU Preparatory Academy	078267000	\$1,200,608	\$54,570	\$737,320	\$1,992,498
Total Attending ADM:	57.4050	Per ADM Amounts: \$20,915	\$951	\$12,844	\$34,709
ASU Preparatory Academy	078559000	\$1,114,286	\$92,938	\$603,634	\$1,810,858
Total Attending ADM:	97.7655	Per ADM Amounts: \$11,398	\$951	\$6,174	\$18,522
ASU Preparatory Academy	078277000	\$3,161,211	\$226,436	\$337,929	\$3,725,576
Total Attending ADM:	224.3751	Per ADM Amounts: \$14,089	\$1,009	\$1,506	\$16,604
ASU Preparatory Academy	078208000	\$6,419,150	\$466,275	\$170,821	\$7,056,246
Total Attending ADM:	460.2924	Per ADM Amounts: \$13,946	\$1,013	\$371	\$15,330
ASU Preparatory Academy	078207000	\$4,223,598	\$376,964	\$473,538	\$5,074,100
Total Attending ADM:	364.6962	Per ADM Amounts: \$11,581	\$1,034	\$1,298	\$13,913
ASU Preparatory Academy	078251000	\$4,705,691	\$329,646	\$120,206	\$5,155,543

Expenditures by Project for Charter Schools			General Projects	CSP & IIP	State & Federal Projects	Total Project Expenditures
Maricopa						
Total Attending ADM:	347.0865	Per ADM Amounts:	\$13,558	\$950	\$346	\$14,854
ASU Preparatory Academy		078546000	\$6,898,267	\$464,737	\$1,322,409	\$8,685,413
Total Attending ADM:	488.9998	Per ADM Amounts:	\$14,107	\$950	\$2,704	\$17,762
ASU Preparatory Academy		078250000	\$4,296,103	\$397,723	\$790,394	\$5,484,220
Total Attending ADM:	419.5611	Per ADM Amounts:	\$10,240	\$948	\$1,884	\$13,071
ASU Preparatory Academy Digital		078284000	\$30,671,350	\$3,620,065	\$4,336,749	\$38,707,387
Total Attending ADM:	3,577.0316	Per ADM Amounts:	\$8,575	\$1,012	\$1,212	\$10,821
Avondale Learning dba Precision Academy		078614000	\$682,111	\$134,342	\$0	\$816,453
Total Attending ADM:	87.0630	Per ADM Amounts:	\$7,835	\$1,543	\$0	\$9,378
AZ Compass Schools, Inc.		078542000	\$2,702,230	\$299,062	\$557,277	\$3,558,569
Total Attending ADM:	265.4069	Per ADM Amounts:	\$10,181	\$1,127	\$2,100	\$13,408
Ball Charter Schools (Dobson)		078988000	\$4,283,878	\$398,528	\$217,563	\$4,899,969
Total Attending ADM:	371.9737	Per ADM Amounts:	\$11,517	\$1,071	\$585	\$13,173
Ball Charter Schools (Hearn)		078987000	\$6,121,551	\$589,186	\$487,709	\$7,198,742
Total Attending ADM:	651.2307	Per ADM Amounts:	\$9,400	\$905	\$749	\$11,054
Ball Charter Schools (Val Vista)		078586000	\$4,157,860	\$386,573	\$140,900	\$4,685,333
Total Attending ADM:	379.9524	Per ADM Amounts:	\$10,943	\$1,017	\$371	\$12,331
BASIS Charter Schools, Inc.		078212000	\$5,673,480	\$680,961	\$406,891	\$6,761,332
Total Attending ADM:	663.3198	Per ADM Amounts:	\$8,553	\$1,027	\$613	\$10,193
BASIS Charter Schools, Inc.		078589000	\$9,599,313	\$1,191,228	\$647,678	\$11,438,219
Total Attending ADM:	1,161.4310	Per ADM Amounts:	\$8,265	\$1,026	\$558	\$9,848
BASIS Charter Schools, Inc.		078736000	\$9,826,253	\$1,001,963	\$722,961	\$11,551,177
Total Attending ADM:	984.3955	Per ADM Amounts:	\$9,982	\$1,018	\$734	\$11,734
BASIS Charter Schools, Inc.		078283000	\$5,364,365	\$627,370	\$409,156	\$6,400,891
Total Attending ADM:	626.8588	Per ADM Amounts:	\$8,558	\$1,001	\$653	\$10,211
BASIS Charter Schools, Inc.		078588000	\$7,104,775	\$1,024,466	\$520,540	\$8,649,781
Total Attending ADM:	1,000.2806	Per ADM Amounts:	\$7,103	\$1,024	\$520	\$8,647
BASIS Charter Schools, Inc.		078575000	\$5,392,748	\$585,823	\$237,611	\$6,216,182
Total Attending ADM:	563.8586	Per ADM Amounts:	\$9,564	\$1,039	\$421	\$11,024
BASIS Charter Schools, Inc.		078418000	\$5,433,401	\$752,551	\$386,435	\$6,572,387
Total Attending ADM:	753.5864	Per ADM Amounts:	\$7,210	\$999	\$513	\$8,721
BASIS Charter Schools, Inc.		078282000	\$5,329,095	\$477,131	\$715,354	\$6,521,580
Total Attending ADM:	477.5787	Per ADM Amounts:	\$11,159	\$999	\$1,498	\$13,656
BASIS Charter Schools, Inc.		078288000	\$3,905,940	\$413,878	\$291,408	\$4,611,226
Total Attending ADM:	415.2207	Per ADM Amounts:	\$9,407	\$997	\$702	\$11,105
BASIS Charter Schools, Inc.		078236000	\$5,409,804	\$567,617	\$347,866	\$6,325,287
Total Attending ADM:	565.6470	Per ADM Amounts:	\$9,564	\$1,003	\$615	\$11,182
BASIS Charter Schools, Inc.		078268000	\$5,232,383	\$630,029	\$484,615	\$6,347,027
Total Attending ADM:	628.4736	Per ADM Amounts:	\$8,326	\$1,002	\$771	\$10,099
BASIS Charter Schools, Inc.		078269000	\$2,698,604	\$333,571	\$318,027	\$3,350,202
Total Attending ADM:	327.6029	Per ADM Amounts:	\$8,237	\$1,018	\$971	\$10,226
BASIS Charter Schools, Inc.		078272000	\$5,786,380	\$491,120	\$401,226	\$6,678,726
Total Attending ADM:	489.8248	Per ADM Amounts:	\$11,813	\$1,003	\$819	\$13,635
BASIS Charter Schools, Inc.		078231000	\$3,859,613	\$325,255	\$209,564	\$4,394,432
Total Attending ADM:	320.5024	Per ADM Amounts:	\$12,042	\$1,015	\$654	\$13,711
BASIS Charter Schools, Inc.		078273000	\$4,441,344	\$448,583	\$269,410	\$5,159,337
Total Attending ADM:	447.5215	Per ADM Amounts:	\$9,924	\$1,002	\$602	\$11,529
BASIS Charter Schools, Inc.		078225000	\$6,404,838	\$846,150	\$635,507	\$7,886,495
Total Attending ADM:	834.3797	Per ADM Amounts:	\$7,676	\$1,014	\$762	\$9,452
BASIS Charter Schools, Inc.		078403000	\$6,606,096	\$795,219	\$575,299	\$7,976,614
Total Attending ADM:	780.9488	Per ADM Amounts:	\$8,459	\$1,018	\$737	\$10,214

Expenditures by Project for Charter Schools			General Projects	CSP & IIP	State & Federal Projects	Total Project Expenditures
Maricopa						
Bell Canyon Charter School, Inc		078972000	\$2,336,432	\$269,291	\$811,330	\$3,434,546
Total Attending ADM:	238.2741	Per ADM Amounts:	\$9,806	\$1,130	\$3,405	\$14,414
Benchmark School, Inc.		078766000	\$3,766,574	\$381,802	\$326,842	\$4,475,218
Total Attending ADM:	330.2126	Per ADM Amounts:	\$11,407	\$1,156	\$990	\$13,553
Benjamin Franklin Charter School - Queen Creek		078754000	\$27,067,963	\$3,349,801	\$908,019	\$31,325,783
Total Attending ADM:	3,123.2893	Per ADM Amounts:	\$8,666	\$1,073	\$291	\$10,030
Blueprint Education		078745000	\$5,125,426	\$650,239	\$705,669	\$6,481,334
Total Attending ADM:	556.8465	Per ADM Amounts:	\$9,204	\$1,168	\$1,267	\$11,639
Bright Beginnings School, Inc.		078762000	\$2,236,987	\$263,668	\$16,349	\$2,517,004
Total Attending ADM:	196.6741	Per ADM Amounts:	\$11,374	\$1,341	\$83	\$12,798
CAFA, Inc. dba Learning Foundation and Performing		078564000	\$6,100,453	\$593,490	\$1,135,861	\$7,829,804
Total Attending ADM:	550.0336	Per ADM Amounts:	\$11,091	\$1,079	\$2,065	\$14,235
CAFA, Inc. dba Learning Foundation Performing Arts		098749000	\$1,406,328	\$150,675	\$718,712	\$2,275,715
Total Attending ADM:	148.8755	Per ADM Amounts:	\$9,446	\$1,012	\$4,828	\$15,286
Calibre Academy		078909000	\$4,439,151	\$517,221	\$1,056,103	\$6,012,475
Total Attending ADM:	496.2656	Per ADM Amounts:	\$8,945	\$1,042	\$2,128	\$12,115
Cambridge Academy East, Inc		078768000	\$1,755,778	\$203,593	\$34,960	\$1,994,331
Total Attending ADM:	182.7939	Per ADM Amounts:	\$9,605	\$1,114	\$191	\$10,910
Camelback Education, Inc		078959000	\$5,458,726	\$558,732	\$1,164,098	\$7,181,556
Total Attending ADM:	571.0140	Per ADM Amounts:	\$9,560	\$978	\$2,039	\$12,577
Candeo Schools, Inc.		078534000	\$3,582,748	\$394,405	\$325,719	\$4,302,872
Total Attending ADM:	515.4525	Per ADM Amounts:	\$6,951	\$765	\$632	\$8,348
Candeo Schools, Inc.		078639000	\$1,467,509	\$109,227	\$47,653	\$1,624,389
Total Attending ADM:	134.1797	Per ADM Amounts:	\$10,937	\$814	\$355	\$12,106
Career Success Schools		078524000	\$9,012,226	\$756,882	\$1,559,490	\$11,328,598
Total Attending ADM:	641.6234	Per ADM Amounts:	\$14,046	\$1,180	\$2,431	\$17,656
CASA Academy		078218000	\$2,816,029	\$338,487	\$721,416	\$3,875,932
Total Attending ADM:	312.2671	Per ADM Amounts:	\$9,018	\$1,084	\$2,310	\$12,412
Challenge School, Inc.		078772000	\$3,692,338	\$257,149	\$156,095	\$4,105,582
Total Attending ADM:	358.2424	Per ADM Amounts:	\$10,307	\$718	\$436	\$11,460
Challenger Basic School, Inc.		078957000	\$2,143,797	\$362,223	\$87,768	\$2,593,788
Total Attending ADM:	300.9513	Per ADM Amounts:	\$7,123	\$1,204	\$292	\$8,619
Chandler Preparatory Academy		078515000	\$6,963,296	\$691,331	\$367,873	\$8,022,500
Total Attending ADM:	700.2918	Per ADM Amounts:	\$9,943	\$987	\$525	\$11,456
Choice Academies, Inc.		078549000	\$5,318,890	\$484,598	\$130,547	\$5,934,035
Total Attending ADM:	586.0848	Per ADM Amounts:	\$9,075	\$827	\$223	\$10,125
Cholla Academy		078995000	\$5,395,437	\$206,758	\$861,185	\$6,463,380
Total Attending ADM:	501.7899	Per ADM Amounts:	\$10,752	\$412	\$1,716	\$12,881
Cicero Preparatory Academy		078249000	\$5,583,034	\$478,651	\$182,424	\$6,244,109
Total Attending ADM:	486.6692	Per ADM Amounts:	\$11,472	\$984	\$375	\$12,830
Concordia Charter School, Inc.		078530000	\$1,142,767	\$89,539	\$62,370	\$1,294,676
Total Attending ADM:	75.2960	Per ADM Amounts:	\$15,177	\$1,189	\$828	\$17,194
Cornerstone Charter School, Inc		078994000	\$1,688,636	\$174,454	\$107,115	\$1,970,205
Total Attending ADM:	139.1433	Per ADM Amounts:	\$12,136	\$1,254	\$770	\$14,160
Cortez Park Charter Middle School, Inc.		078975000	\$1,846,409	\$253,690	\$678,912	\$2,782,164
Total Attending ADM:	254.7790	Per ADM Amounts:	\$7,247	\$996	\$2,665	\$10,920
Country Gardens Charter Schools		078513000	\$2,852,393	\$324,923	\$342,808	\$3,520,124
Total Attending ADM:	285.6522	Per ADM Amounts:	\$9,986	\$1,137	\$1,200	\$12,323
CPLC Community Schools		078608000	\$597,744	\$60,519	\$510,468	\$1,168,731
Total Attending ADM:	57.6770	Per ADM Amounts:	\$10,364	\$1,049	\$8,850	\$20,263
Crown Charter School, Inc		078921000	\$3,702,545	\$326,033	\$475,042	\$4,503,620

Expenditures by Project for Charter Schools			General Projects	CSP & IIP	State & Federal Projects	Total Project Expenditures
Maricopa						
Total Attending ADM:	299.9140	Per ADM Amounts:	\$12,345	\$1,087	\$1,584	\$15,016
Daisy Education Corporation dba Paragon Science Ac		078544000	\$4,565,713	\$568,182	\$329,115	\$5,463,010
Total Attending ADM:	583.0119	Per ADM Amounts:	\$7,831	\$975	\$565	\$9,370
Daisy Education Corporation dba. Sonoran Science A		078577000	\$3,094,788	\$229,707	\$202,725	\$3,527,220
Total Attending ADM:	241.7177	Per ADM Amounts:	\$12,803	\$950	\$839	\$14,592
Deer Valley Charter Schools, Inc.		078934000	\$186,738	\$30,271	\$6,371	\$223,380
Total Attending ADM:	25.5125	Per ADM Amounts:	\$7,319	\$1,187	\$250	\$8,756
Desert Heights Charter Schools		078621000	\$9,467,052	\$905,199	\$780,057	\$11,152,308
Total Attending ADM:	849.9357	Per ADM Amounts:	\$11,139	\$1,065	\$918	\$13,121
EAGLE College Prep Maryvale, LLC		078222000	\$3,278,225	\$279,314	\$948,248	\$4,505,787
Total Attending ADM:	325.9343	Per ADM Amounts:	\$10,058	\$857	\$2,909	\$13,824
EAGLE College Prep Mesa, LLC.		078223000	\$1,866,621	\$91,870	\$539,050	\$2,497,541
Total Attending ADM:	160.4104	Per ADM Amounts:	\$11,637	\$573	\$3,360	\$15,570
EAGLE South Mountain Charter, Inc.		078541000	\$4,511,843	\$436,789	\$980,915	\$5,929,547
Total Attending ADM:	457.3398	Per ADM Amounts:	\$9,865	\$955	\$2,145	\$12,965
East Mesa Charter Elementary School, Inc.		078509000	\$5,242,837	\$615,719	\$1,408,605	\$7,277,844
Total Attending ADM:	553.2364	Per ADM Amounts:	\$9,477	\$1,113	\$2,546	\$13,155
Edison Project		078573000	\$2,450,011	\$292,378	\$409,424	\$3,151,813
Total Attending ADM:	234.8285	Per ADM Amounts:	\$10,433	\$1,245	\$1,744	\$13,422
Edkey, Inc.		078991000	\$4,353,098	\$205,915	\$113,751	\$4,672,764
Total Attending ADM:	202.0766	Per ADM Amounts:	\$21,542	\$1,019	\$563	\$23,124
Edkey, Inc. - Pathfinder Academy		078742000	\$7,105,726	\$937,100	\$192,629	\$8,235,455
Total Attending ADM:	983.2220	Per ADM Amounts:	\$7,227	\$953	\$196	\$8,376
Edkey, Inc. - Redwood Academy		078740000	\$1,310,608	\$118,522	\$460,468	\$1,889,598
Total Attending ADM:	119.6735	Per ADM Amounts:	\$10,952	\$990	\$3,848	\$15,790
Edkey, Inc. - Sequoia Choice Schools		078705000	\$18,489,901	\$2,171,930	\$3,486,516	\$24,148,347
Total Attending ADM:	2,203.4038	Per ADM Amounts:	\$8,392	\$986	\$1,582	\$10,960
Edkey, Inc. - Sequoia Pathway Academy		078246000	\$5,837,161	\$714,609	\$602,605	\$7,154,375
Total Attending ADM:	746.9224	Per ADM Amounts:	\$7,815	\$957	\$807	\$9,578
Edkey, Inc. - Sequoia School for the Deaf and Hard		078744000	\$1,859,617	\$63,117	\$22,994	\$1,945,728
Total Attending ADM:	65.4841	Per ADM Amounts:	\$28,398	\$964	\$351	\$29,713
Edkey, Inc. - Sequoia Village School		078917000	\$3,408,201	\$339,126	\$314,431	\$4,061,758
Total Attending ADM:	351.9789	Per ADM Amounts:	\$9,683	\$963	\$893	\$11,540
Edkey, Inc. dba Arizona Conservatory for Arts and		078971000	\$2,503,456	\$270,884	\$251,458	\$3,025,798
Total Attending ADM:	275.9076	Per ADM Amounts:	\$9,074	\$982	\$911	\$10,967
Edkey, Inc. dba Sequoia Charter School		078915000	\$7,760,207	\$641,424	\$667,375	\$9,069,006
Total Attending ADM:	666.4618	Per ADM Amounts:	\$11,644	\$962	\$1,001	\$13,608
Educational Options Foundation		078558000	\$1,754,740	\$297,511	\$522,400	\$2,574,651
Total Attending ADM:	627.9765	Per ADM Amounts:	\$2,794	\$474	\$832	\$4,100
Empower College Prep		078401000	\$11,078,806	\$1,018,126	\$1,684,016	\$13,780,948
Total Attending ADM:	1,012.3223	Per ADM Amounts:	\$10,944	\$1,006	\$1,664	\$13,613
Espiritu Community Development Corp.		078103000	\$2,671,368	\$304,471	\$2,084,522	\$5,060,361
Total Attending ADM:	333.9248	Per ADM Amounts:	\$8,000	\$912	\$6,242	\$15,154
Espiritu Community Development Corp.		078711000	\$3,377,429	\$389,205	\$1,697,982	\$5,464,616
Total Attending ADM:	306.4084	Per ADM Amounts:	\$11,023	\$1,270	\$5,542	\$17,834
Espiritu Schools		078275000	\$1,621,543	\$50,117	\$75,769	\$1,747,429
Total Attending ADM:	39.5700	Per ADM Amounts:	\$40,979	\$1,267	\$1,915	\$44,160
Estrella Educational Foundation		078239000	\$4,178,855	\$594,872	\$350,804	\$5,124,531
Total Attending ADM:	394.5695	Per ADM Amounts:	\$10,591	\$1,508	\$889	\$12,988
Ethos Academy - A Challenge Foundation Academy		078254000	\$2,711,671	\$402,901	\$973,472	\$4,088,044
Total Attending ADM:	331.1929	Per ADM Amounts:	\$8,188	\$1,217	\$2,939	\$12,343

Expenditures by Project for Charter Schools			General Projects	CSP & IIP	State & Federal Projects	Total Project Expenditures
Maricopa						
Excalibur Charter Schools, Inc.		078901000	\$2,920,694	\$65,318	\$809,853	\$3,795,865
Total Attending ADM:	286.7674	Per ADM Amounts:	\$10,185	\$228	\$2,824	\$13,237
Fit Kids, Inc. dba Champion Schools		078785000	\$10,194,087	\$1,200,179	\$5,006,663	\$16,400,929
Total Attending ADM:	1,268.8502	Per ADM Amounts:	\$8,034	\$946	\$3,946	\$12,926
Franklin Phonetic Primary School, Inc.		078263000	\$1,168,546	\$71,268	\$84,587	\$1,324,401
Total Attending ADM:	69.3535	Per ADM Amounts:	\$16,849	\$1,028	\$1,220	\$19,096
Freedom Academy, Inc.		078528000	\$3,035,134	\$163,017	\$245,647	\$3,443,798
Total Attending ADM:	304.1024	Per ADM Amounts:	\$9,981	\$536	\$808	\$11,324
Freedom Preparatory Academy		078638000	\$1,774,859	\$510,429	\$159,698	\$2,444,986
Total Attending ADM:	298.2704	Per ADM Amounts:	\$5,951	\$1,711	\$535	\$8,197
Friendly House, Inc.		078611000	\$2,726,764	\$329,874	\$970,497	\$4,027,135
Total Attending ADM:	241.8201	Per ADM Amounts:	\$11,276	\$1,364	\$4,013	\$16,653
GAR, LLC dba Student Choice High School		078679000	\$19,551,249	\$2,051,389	\$0	\$21,602,638
Total Attending ADM:	2,089.4535	Per ADM Amounts:	\$9,357	\$982	\$0	\$10,339
Genesis Program, Inc.		078708000	\$819,916	\$64,297	\$62,046	\$946,259
Total Attending ADM:	59.1095	Per ADM Amounts:	\$13,871	\$1,088	\$1,050	\$16,009
George Gervin Youth Center, Inc.		078585000	\$1,848,886	\$88,051	\$357,771	\$2,294,708
Total Attending ADM:	148.3205	Per ADM Amounts:	\$12,465	\$594	\$2,412	\$15,471
Glendale Preparatory Academy		078540000	\$6,634,040	\$617,834	\$254,509	\$7,506,383
Total Attending ADM:	624.8358	Per ADM Amounts:	\$10,617	\$989	\$407	\$12,013
Happy Valley East		078594000	\$3,752,412	\$325,767	\$283,662	\$4,361,841
Total Attending ADM:	405.0396	Per ADM Amounts:	\$9,264	\$804	\$700	\$10,769
Happy Valley School, Inc.		078998000	\$4,139,961	\$443,421	\$500,860	\$5,084,242
Total Attending ADM:	522.0514	Per ADM Amounts:	\$7,930	\$849	\$959	\$9,739
Heartwood AZ		078627000	\$2,146,612	\$148,374	\$452,185	\$2,747,171
Total Attending ADM:	124.7826	Per ADM Amounts:	\$17,203	\$1,189	\$3,624	\$22,016
Heritage Academy Gateway, Inc.		078258000	\$11,816,874	\$1,421,232	\$0	\$13,238,106
Total Attending ADM:	1,448.2856	Per ADM Amounts:	\$8,159	\$981	\$0	\$9,141
Heritage Academy Laveen, Inc.		078259000	\$5,002,708	\$665,045	\$0	\$5,667,753
Total Attending ADM:	659.0156	Per ADM Amounts:	\$7,591	\$1,009	\$0	\$8,600
Heritage Academy Pointe, Inc.		078651000	\$1,884,135	\$119,432	\$0	\$2,003,567
Total Attending ADM:	117.6755	Per ADM Amounts:	\$16,011	\$1,015	\$0	\$17,026
Heritage Academy, Inc.		078712000	\$8,855,578	\$796,586	\$0	\$9,652,164
Total Attending ADM:	851.8714	Per ADM Amounts:	\$10,395	\$935	\$0	\$11,331
Heritage Elementary School		078985000	\$6,305,822	\$770,058	\$2,409,477	\$9,499,720
Total Attending ADM:	808.5941	Per ADM Amounts:	\$7,799	\$952	\$2,980	\$11,748
Highland Prep		078244000	\$4,574,803	\$487,967	\$624,987	\$5,687,757
Total Attending ADM:	500.6923	Per ADM Amounts:	\$9,137	\$975	\$1,248	\$11,360
Hirsch Academy A Challenge Foundation		078204000	\$1,618,723	\$222,629	\$401,802	\$2,243,154
Total Attending ADM:	160.8500	Per ADM Amounts:	\$10,064	\$1,384	\$2,498	\$13,946
Horizon Community Learning Center, Inc.		078752000	\$6,430,847	\$902,272	\$489,770	\$7,822,889
Total Attending ADM:	673.7625	Per ADM Amounts:	\$9,545	\$1,339	\$727	\$11,611
Horizon Community Learning Center, Inc.		078233000	\$6,527,144	\$901,685	\$334,170	\$7,762,999
Total Attending ADM:	767.8077	Per ADM Amounts:	\$8,501	\$1,174	\$435	\$10,111
Humanities and Sciences Academy of the United Stat		078713000	\$2,989,247	\$525,470	\$0	\$3,514,717
Total Attending ADM:	373.7714	Per ADM Amounts:	\$7,998	\$1,406	\$0	\$9,403
Imagine Avondale Elementary, Inc.		078535000	\$4,704,802	\$63,757	\$1,030,381	\$5,811,812
Total Attending ADM:	381.7976	Per ADM Amounts:	\$12,323	\$167	\$2,699	\$15,222
Imagine Avondale Middle, Inc.		078553000	\$1,656,813	\$66,673	\$323,640	\$2,049,691
Total Attending ADM:	182.1876	Per ADM Amounts:	\$9,094	\$366	\$1,776	\$11,250
Imagine Camelback Middle, Inc.		078531000	\$1,527,511	\$129,683	\$717,793	\$2,379,995

Expenditures by Project for Charter Schools			General Projects	CSP & IIP	State & Federal Projects	Total Project Expenditures
Maricopa						
Total Attending ADM:	170.3128	Per ADM Amounts:	\$8,969	\$761	\$4,215	\$13,974
Imagine Charter Elementary at Camelback, Inc.		078519000	\$2,916,344	\$298,882	\$981,405	\$4,203,310
Total Attending ADM:	294.8876	Per ADM Amounts:	\$9,890	\$1,014	\$3,328	\$14,254
Imagine Charter Elementary at Desert West, Inc.		078520000	\$5,708,970	\$586,002	\$1,899,661	\$8,216,112
Total Attending ADM:	646.3439	Per ADM Amounts:	\$8,833	\$907	\$2,939	\$12,712
Imagine Coolidge Elementary, Inc.		078536000	\$6,445,080	\$566,953	\$1,365,076	\$8,389,026
Total Attending ADM:	591.0316	Per ADM Amounts:	\$10,905	\$959	\$2,310	\$14,194
Imagine Desert West Middle, Inc.		078532000	\$4,085,580	\$351,577	\$861,247	\$5,325,037
Total Attending ADM:	422.0754	Per ADM Amounts:	\$9,680	\$833	\$2,041	\$12,616
Imagine Middle at East Mesa, Inc.		078521000	\$1,277,623	\$160,761	\$179,840	\$1,622,456
Total Attending ADM:	138.4880	Per ADM Amounts:	\$9,226	\$1,161	\$1,299	\$11,715
Imagine Middle at Surprise, Inc.		078522000	\$3,557,917	\$270,057	\$199,926	\$4,027,900
Total Attending ADM:	264.5033	Per ADM Amounts:	\$13,451	\$1,021	\$756	\$15,228
Imagine Prep Coolidge, Inc.		078547000	\$5,142,494	\$732,059	\$714,896	\$6,595,439
Total Attending ADM:	430.4394	Per ADM Amounts:	\$11,947	\$1,701	\$1,661	\$15,323
Imagine Prep Superstition, Inc.		078537000	\$3,371,280	\$311,768	\$485,326	\$4,173,278
Total Attending ADM:	273.1593	Per ADM Amounts:	\$12,342	\$1,141	\$1,777	\$15,278
Imagine Prep Surprise, Inc.		078538000	\$3,720,243	\$322,643	\$168,924	\$4,211,810
Total Attending ADM:	258.9988	Per ADM Amounts:	\$14,364	\$1,246	\$652	\$16,262
Imagine Superstition Middle, Inc.		078552000	\$1,339,775	\$113,672	\$287,005	\$1,740,452
Total Attending ADM:	147.3322	Per ADM Amounts:	\$9,094	\$772	\$1,948	\$11,813
Incito Schools		078210000	\$2,472,108	\$184,949	\$268,814	\$2,925,871
Total Attending ADM:	174.3868	Per ADM Amounts:	\$14,176	\$1,061	\$1,541	\$16,778
Intelli-School, Inc.		078741000	\$638,241	\$70,234	\$269,870	\$978,345
Total Attending ADM:	54.8186	Per ADM Amounts:	\$11,643	\$1,281	\$4,923	\$17,847
International Commerce Secondary Schools, Inc.		078710000	\$2,672,234	\$240,453	\$0	\$2,912,687
Total Attending ADM:	205.7896	Per ADM Amounts:	\$12,985	\$1,168	\$0	\$14,154
James Madison Preparatory School		078795000	\$1,781,305	\$129,007	\$22,413	\$1,932,725
Total Attending ADM:	137.6278	Per ADM Amounts:	\$12,943	\$937	\$163	\$14,043
James Sandoval Preparatory High School		078928000	\$121,912	\$36,724	\$205,485	\$364,121
Total Attending ADM:	42.9698	Per ADM Amounts:	\$2,837	\$855	\$4,782	\$8,474
Kaizen Education Foundation dba Advance U		078240000	\$890,428	\$51,076	\$791,899	\$1,733,403
Total Attending ADM:	53.7300	Per ADM Amounts:	\$16,572	\$951	\$14,738	\$32,261
Kaizen Education Foundation dba Discover U Element		078230000	\$1,639,863	\$97,973	\$402,623	\$2,140,459
Total Attending ADM:	152.5539	Per ADM Amounts:	\$10,749	\$642	\$2,639	\$14,031
Kaizen Education Foundation dba El Dorado High Sch		078718000	\$5,696,161	\$731,291	\$1,196,251	\$7,623,703
Total Attending ADM:	723.8949	Per ADM Amounts:	\$7,869	\$1,010	\$1,653	\$10,532
Kaizen Education Foundation dba Gilbert Arts Acade		078570000	\$1,858,799	\$149,954	\$262,179	\$2,270,932
Total Attending ADM:	157.7450	Per ADM Amounts:	\$11,784	\$951	\$1,662	\$14,396
Kaizen Education Foundation dba Havasu Preparatory		078580000	\$1,690,244	\$196,027	\$496,528	\$2,382,799
Total Attending ADM:	184.0680	Per ADM Amounts:	\$9,183	\$1,065	\$2,698	\$12,945
Kaizen Education Foundation dba Liberty Arts Acade		078571000	\$3,529,532	\$316,665	\$615,594	\$4,461,791
Total Attending ADM:	333.2180	Per ADM Amounts:	\$10,592	\$950	\$1,847	\$13,390
Kaizen Education Foundation dba Maya High School		078949000	\$3,354,164	\$368,526	\$1,143,296	\$4,865,986
Total Attending ADM:	356.3918	Per ADM Amounts:	\$9,411	\$1,034	\$3,208	\$13,653
Kaizen Education Foundation dba Mission Heights Pr		078576000	\$5,960,756	\$709,336	\$877,879	\$7,547,971
Total Attending ADM:	685.9305	Per ADM Amounts:	\$8,690	\$1,034	\$1,280	\$11,004
Kaizen Education Foundation dba South Pointe Eleme		078999000	\$2,854,193	\$252,764	\$713,214	\$3,820,171
Total Attending ADM:	273.6026	Per ADM Amounts:	\$10,432	\$924	\$2,607	\$13,962
Kaizen Education Foundation dba South Pointe Junio		078765000	\$1,445,859	\$117,629	\$699,534	\$2,263,022
Total Attending ADM:	113.4252	Per ADM Amounts:	\$12,747	\$1,037	\$6,167	\$19,952

Expenditures by Project for Charter Schools

Maricopa

		General Projects	CSP & IIP	State & Federal Projects	Total Project Expenditures
Kaizen Education Foundation dba Summit High School	078952000	\$1,546,592	\$187,316	\$833,429	\$2,567,337
Total Attending ADM:	195.9595	Per ADM Amounts: \$7,892	\$956	\$4,253	\$13,101
Kaizen Education Foundation dba Tempe Accelerated	078954000	\$866,329	\$80,665	\$303,350	\$1,250,344
Total Attending ADM:	76.1525	Per ADM Amounts: \$11,376	\$1,059	\$3,983	\$16,419
Kaizen Education Foundation dba Vista Grove Prepar	078567000	\$1,182,491	\$64,685	\$536,568	\$1,783,744
Total Attending ADM:	68.0471	Per ADM Amounts: \$17,378	\$951	\$7,885	\$26,213
Kaizen Education Foundation dba Vista Grove Prepar	078946000	\$309,983	\$17,868	\$216,821	\$544,672
Total Attending ADM:	27.2613	Per ADM Amounts: \$11,371	\$655	\$7,953	\$19,980
Kaleidoscope School	078616000	\$2,405,146	\$279,500	\$615,490	\$3,300,136
Total Attending ADM:	250.6612	Per ADM Amounts: \$9,595	\$1,115	\$2,455	\$13,166
Kestrel Schools, Inc.	138759000	\$152,802	\$31,106	\$9,768	\$193,676
Total Attending ADM:	33.6893	Per ADM Amounts: \$4,536	\$923	\$290	\$5,749
Keystone Montessori Charter School, Inc.	078779000	\$3,988,961	\$219,205	\$29,831	\$4,237,997
Total Attending ADM:	197.4122	Per ADM Amounts: \$20,206	\$1,110	\$151	\$21,468
Khalsa Montessori Elementary Schools	078759000	\$1,221,937	\$86,394	\$94,161	\$1,402,492
Total Attending ADM:	103.5600	Per ADM Amounts: \$11,799	\$834	\$909	\$13,543
LEAD Charter Schools	078968000	\$9,444,147	\$1,014,843	\$1,512,796	\$11,971,786
Total Attending ADM:	856.0863	Per ADM Amounts: \$11,032	\$1,185	\$1,767	\$13,984
Legacy Education Group	078507000	\$1,851,789	\$183,342	\$149,839	\$2,184,970
Total Attending ADM:	158.5070	Per ADM Amounts: \$11,683	\$1,157	\$945	\$13,785
Legacy Traditional School - Avondale	078416000	\$10,506,907	\$1,183,544	\$1,825,237	\$13,515,688
Total Attending ADM:	1,240.2849	Per ADM Amounts: \$8,471	\$954	\$1,472	\$10,897
Legacy Traditional School - Chandler	078417000	\$10,863,649	\$1,072,003	\$700,181	\$12,635,833
Total Attending ADM:	1,086.2620	Per ADM Amounts: \$10,001	\$987	\$645	\$11,632
Legacy Traditional School - Deer Valley	078642000	\$4,844,908	\$460,490	\$750,720	\$6,056,118
Total Attending ADM:	459.2655	Per ADM Amounts: \$10,549	\$1,003	\$1,635	\$13,187
Legacy Traditional School - East Mesa	078413000	\$9,704,485	\$915,790	\$1,013,840	\$11,634,115
Total Attending ADM:	957.6807	Per ADM Amounts: \$10,133	\$956	\$1,059	\$12,148
Legacy Traditional School - East Tucson	108603000	\$3,951,777	\$305,926	\$896,854	\$5,154,557
Total Attending ADM:	368.5041	Per ADM Amounts: \$10,724	\$830	\$2,434	\$13,988
Legacy Traditional School - Gilbert	078229000	\$9,142,429	\$886,705	\$722,772	\$10,751,906
Total Attending ADM:	967.6298	Per ADM Amounts: \$9,448	\$916	\$747	\$11,112
Legacy Traditional School - Glendale	078408000	\$9,895,264	\$1,170,944	\$1,487,583	\$12,553,791
Total Attending ADM:	1,228.2359	Per ADM Amounts: \$8,056	\$953	\$1,211	\$10,221
Legacy Traditional School - Goodyear	078635000	\$5,258,666	\$523,733	\$851,758	\$6,634,157
Total Attending ADM:	542.3149	Per ADM Amounts: \$9,697	\$966	\$1,571	\$12,233
Legacy Traditional School - Laveen Village	078215000	\$8,088,856	\$863,190	\$1,067,739	\$10,019,785
Total Attending ADM:	972.8001	Per ADM Amounts: \$8,315	\$887	\$1,098	\$10,300
Legacy Traditional School - Mesa	078641000	\$4,781,127	\$442,354	\$690,609	\$5,914,090
Total Attending ADM:	471.8442	Per ADM Amounts: \$10,133	\$938	\$1,464	\$12,534
Legacy Traditional School - North Chandler	078409000	\$7,869,960	\$760,656	\$800,159	\$9,430,775
Total Attending ADM:	849.1909	Per ADM Amounts: \$9,268	\$896	\$942	\$11,106
Legacy Traditional School - North Phoenix	078637000	\$4,551,488	\$396,366	\$957,927	\$5,905,781
Total Attending ADM:	520.8632	Per ADM Amounts: \$8,738	\$761	\$1,839	\$11,338
Legacy Traditional School - Peoria	078407000	\$6,502,572	\$580,813	\$470,069	\$7,553,454
Total Attending ADM:	599.5819	Per ADM Amounts: \$10,845	\$969	\$784	\$12,598
Legacy Traditional School - Phoenix	078415000	\$10,068,715	\$1,161,098	\$2,120,290	\$13,350,103
Total Attending ADM:	1,152.2875	Per ADM Amounts: \$8,738	\$1,008	\$1,840	\$11,586
Legacy Traditional School - Surprise	078274000	\$17,754,056	\$2,085,508	\$1,673,523	\$21,513,087
Total Attending ADM:	2,093.0590	Per ADM Amounts: \$8,482	\$996	\$800	\$10,278
Legacy Traditional School - West Surprise	078636000	\$9,602,812	\$1,084,431	\$756,623	\$11,443,866

Expenditures by Project for Charter Schools			General Projects	CSP & IIP	State & Federal Projects	Total Project Expenditures
Maricopa						
Total Attending ADM:	1,140.8001	Per ADM Amounts:	\$8,418	\$951	\$663	\$10,031
Liberty Traditional Charter School		078784000	\$5,928,245	\$520,468	\$1,168,542	\$7,674,650
Total Attending ADM:	570.1036	Per ADM Amounts:	\$10,399	\$913	\$2,050	\$13,462
Lincoln Preparatory Academy		078235000	\$5,870,863	\$577,831	\$239,795	\$6,688,489
Total Attending ADM:	589.6242	Per ADM Amounts:	\$9,957	\$980	\$407	\$11,344
Little Lamb Community School		078997000	\$1,521,062	\$104,658	\$45,293	\$1,671,013
Total Attending ADM:	116.3072	Per ADM Amounts:	\$13,078	\$900	\$389	\$14,367
Madison Highland Prep		078219000	\$4,715,007	\$436,051	\$1,050,247	\$6,201,305
Total Attending ADM:	474.3467	Per ADM Amounts:	\$9,940	\$919	\$2,214	\$13,073
Madison Highland Prep Phoenix		078419000	\$2,519,548	\$297,400	\$502,371	\$3,319,319
Total Attending ADM:	283.4660	Per ADM Amounts:	\$8,888	\$1,049	\$1,772	\$11,710
Maricopa County Community College District dba Gat		078647000	\$2,594,788	\$229,678	\$485,670	\$3,310,136
Total Attending ADM:	344.2894	Per ADM Amounts:	\$7,537	\$667	\$1,411	\$9,614
Maryvale Preparatory Academy		078592000	\$11,471,144	\$988,566	\$1,006,370	\$13,466,080
Total Attending ADM:	1,025.0793	Per ADM Amounts:	\$11,190	\$964	\$982	\$13,137
MCCCD on behalf of Phoenix College Preparatory Aca		078743000	\$1,909,571	\$266,080	\$294,065	\$2,469,716
Total Attending ADM:	253.0711	Per ADM Amounts:	\$7,546	\$1,051	\$1,162	\$9,759
Metropolitan Arts Institute, Inc.		078906000	\$2,173,975	\$324,112	\$96,755	\$2,594,842
Total Attending ADM:	250.0198	Per ADM Amounts:	\$8,695	\$1,296	\$387	\$10,379
Midtown Primary School		078976000	\$764,090	\$84,845	\$656,219	\$1,505,154
Total Attending ADM:	96.2529	Per ADM Amounts:	\$7,938	\$881	\$6,818	\$15,637
Milestones Charter School		078791000	\$2,458,842	\$168,046	\$53,877	\$2,680,765
Total Attending ADM:	163.1906	Per ADM Amounts:	\$15,067	\$1,030	\$330	\$16,427
Montessori Academy, Inc.		078977000	\$2,205,570	\$125,796	\$109,739	\$2,441,105
Total Attending ADM:	111.3298	Per ADM Amounts:	\$19,811	\$1,130	\$986	\$21,927
Montessori Day Public Schools Chartered, Inc.		078758000	\$1,456,974	\$294,909	\$210,834	\$1,962,717
Total Attending ADM:	162.5395	Per ADM Amounts:	\$8,964	\$1,814	\$1,297	\$12,075
Montessori Education Centre Charter School		078763000	\$4,034,639	\$454,796	\$531,456	\$5,020,891
Total Attending ADM:	403.2801	Per ADM Amounts:	\$10,005	\$1,128	\$1,318	\$12,450
New Horizon School for the Performing Arts		078771000	\$1,250,468	\$213,376	\$334,437	\$1,798,281
Total Attending ADM:	121.5315	Per ADM Amounts:	\$10,289	\$1,756	\$2,752	\$14,797
New Learning Ventures, Inc.		078692000	\$1,380,807	\$122,499	\$63,245	\$1,566,551
Total Attending ADM:	110.3451	Per ADM Amounts:	\$12,514	\$1,110	\$573	\$14,197
New School For The Arts		078903000	\$2,182,552	\$239,369	\$44,263	\$2,466,184
Total Attending ADM:	188.5515	Per ADM Amounts:	\$11,575	\$1,270	\$235	\$13,080
New School for the Arts Middle School		078981000	\$806,988	\$91,600	\$14,560	\$913,148
Total Attending ADM:	76.4781	Per ADM Amounts:	\$10,552	\$1,198	\$190	\$11,940
New World Educational Center		078760000	\$1,767,719	\$147,760	\$157,916	\$2,073,395
Total Attending ADM:	188.2208	Per ADM Amounts:	\$9,392	\$785	\$839	\$11,016
Noah Webster Schools - Mesa		078930000	\$4,365,229	\$532,155	\$410,171	\$5,307,555
Total Attending ADM:	463.8760	Per ADM Amounts:	\$9,410	\$1,147	\$884	\$11,442
Noah Webster Schools-Pima		078261000	\$2,783,082	\$248,607	\$377,799	\$3,409,488
Total Attending ADM:	234.1159	Per ADM Amounts:	\$11,888	\$1,062	\$1,614	\$14,563
North Phoenix Preparatory Academy		078584000	\$5,940,003	\$617,881	\$264,044	\$6,821,928
Total Attending ADM:	626.8392	Per ADM Amounts:	\$9,476	\$986	\$421	\$10,883
North Star Charter School, Inc.		078945000	\$6,736,407	\$734,449	\$328,796	\$7,799,652
Total Attending ADM:	755.1591	Per ADM Amounts:	\$8,921	\$973	\$435	\$10,328
Ombudsman Educational Services, Ltd., a subsidiary		078767000	\$11,077,083	\$1,206,093	\$0	\$12,283,176
Total Attending ADM:	1,371.4246	Per ADM Amounts:	\$8,077	\$879	\$0	\$8,957
P.L.C. Charter Schools		078907000	\$6,382,111	\$401,392	\$3,408,552	\$10,192,055
Total Attending ADM:	846.2037	Per ADM Amounts:	\$7,542	\$474	\$4,028	\$12,044

Expenditures by Project for Charter Schools			General Projects	CSP & IIP	State & Federal Projects	Total Project Expenditures
Maricopa						
Pan-American Elementary Charter		078940000	\$10,530,433	\$1,148,026	\$1,901,036	\$13,579,495
Total Attending ADM:	1,128.4222	Per ADM Amounts:	\$9,332	\$1,017	\$1,685	\$12,034
Paragon Management, Inc.		078912000	\$25,946,978	\$2,361,392	\$1,218,686	\$29,527,056
Total Attending ADM:	2,801.6178	Per ADM Amounts:	\$9,261	\$843	\$435	\$10,539
PAS Charter, Inc., dba Intelli-School		078963000	\$1,328,129	\$156,972	\$468,135	\$1,953,236
Total Attending ADM:	116.3758	Per ADM Amounts:	\$11,412	\$1,349	\$4,023	\$16,784
Pathfinder Charter School Foundation		078792000	\$3,568,534	\$336,096	\$1,507,693	\$5,421,690
Total Attending ADM:	411.4580	Per ADM Amounts:	\$8,673	\$817	\$3,664	\$13,177
Pathways In Education-Arizona, Inc.		078216000	\$1,624,860	\$219,172	\$467,459	\$2,311,491
Total Attending ADM:	173.2092	Per ADM Amounts:	\$9,381	\$1,265	\$2,699	\$13,345
Paul Revere Academy, Inc.		078631000	\$1,795,585	\$44,975	\$0	\$1,840,560
Total Attending ADM:	43.4405	Per ADM Amounts:	\$41,334	\$1,035	\$0	\$42,370
Pensar Academy		078238000	\$2,221,486	\$283,610	\$726,675	\$3,231,771
Total Attending ADM:	208.9065	Per ADM Amounts:	\$10,634	\$1,358	\$3,478	\$15,470
Phoenix International Academy		078693000	\$2,099,186	\$279,023	\$434,914	\$2,813,123
Total Attending ADM:	180.6721	Per ADM Amounts:	\$11,619	\$1,544	\$2,407	\$15,570
Phoenix School of Academic Excellence The		078776000	\$1,204,072	\$114,318	\$114,748	\$1,433,138
Total Attending ADM:	104.7174	Per ADM Amounts:	\$11,498	\$1,092	\$1,096	\$13,686
Pillar Charter School		078504000	\$123,125	\$10,856	\$103,002	\$236,983
Total Attending ADM:	11.1894	Per ADM Amounts:	\$11,004	\$970	\$9,205	\$21,179
Pinnacle Education-Tempe, Inc.		078726000	\$1,569,960	\$295,946	\$0	\$1,926,058
Total Attending ADM:	261.7791	Per ADM Amounts:	\$5,997	\$1,131	\$0	\$7,358
Pinnacle Education-WMCB, Inc.		078920000	\$372,150	\$119,905	\$0	\$492,055
Total Attending ADM:	69.4794	Per ADM Amounts:	\$5,356	\$1,726	\$0	\$7,082
Pioneer Preparatory School		078550000	\$4,075,546	\$381,752	\$1,438,524	\$5,907,232
Total Attending ADM:	364.8243	Per ADM Amounts:	\$11,171	\$1,046	\$3,943	\$16,192
Pioneer Technology & Arts Academy of Arizona		078716000	\$4,302,046	\$437,813	\$427,701	\$5,167,560
Total Attending ADM:	412.4465	Per ADM Amounts:	\$10,431	\$1,062	\$1,037	\$12,529
Premier Charter High School		078939000	\$1,607,111	\$183,640	\$719,396	\$2,510,147
Total Attending ADM:	164.7916	Per ADM Amounts:	\$9,752	\$1,114	\$4,365	\$15,232
Premier Prep Online Academy		078100000	\$1,161,687	\$94,610	\$14,398	\$1,270,695
Total Attending ADM:	137.2781	Per ADM Amounts:	\$8,462	\$689	\$105	\$9,256
Reid Traditional Schools' Painted Rock Academy Inc		078209000	\$3,756,652	\$540,154	\$164,476	\$4,461,282
Total Attending ADM:	431.8235	Per ADM Amounts:	\$8,700	\$1,251	\$381	\$10,331
Reid Traditional Schools' Valley Academy, Inc.		078749000	\$5,527,342	\$501,954	\$111,013	\$6,140,309
Total Attending ADM:	653.8364	Per ADM Amounts:	\$8,454	\$768	\$170	\$9,391
Research Based Education Corporation		078560000	\$636,495	\$80,839	\$371,557	\$1,088,891
Total Attending ADM:	68.9847	Per ADM Amounts:	\$9,227	\$1,172	\$5,386	\$15,785
Ridgeline Academy, Inc.		078609000	\$8,062,843	\$811,773	\$346,332	\$9,220,948
Total Attending ADM:	984.2191	Per ADM Amounts:	\$8,192	\$825	\$352	\$9,369
Roosevelt Preparatory Academy		078266000	\$8,368,751	\$756,074	\$480,941	\$9,605,766
Total Attending ADM:	792.1967	Per ADM Amounts:	\$10,564	\$954	\$607	\$12,125
Rosefield Charter Elementary School, Inc.		078508000	\$5,263,068	\$561,156	\$548,474	\$6,372,698
Total Attending ADM:	480.4432	Per ADM Amounts:	\$10,955	\$1,168	\$1,142	\$13,264
Sage Academy, Inc.		078688000	\$1,294,437	\$128,721	\$185,786	\$1,608,944
Total Attending ADM:	101.9302	Per ADM Amounts:	\$12,699	\$1,263	\$1,823	\$15,785
Salt River Pima-Maricopa Community Schools		078656000	\$360,246	\$47,320	\$1,912,196	\$2,319,762
Total Attending ADM:	53.6400	Per ADM Amounts:	\$6,716	\$882	\$35,649	\$43,247
San Tan Montessori School, Inc.		078539000	\$8,024,564	\$886,507	\$435,883	\$9,346,954
Total Attending ADM:	845.5891	Per ADM Amounts:	\$9,490	\$1,048	\$515	\$11,054
SC Jensen Corporation, Inc. dba Intelli-School		078962000	\$611,004	\$67,077	\$236,910	\$914,991

Expenditures by Project for Charter Schools			General Projects	CSP & IIP	State & Federal Projects	Total Project Expenditures
Maricopa						
Total Attending ADM:	55.5346	Per ADM Amounts:	\$11,002	\$1,208	\$4,266	\$16,476
Scholars Academy Sunnyslope		078624000	\$2,550,625	\$255,618	\$779,702	\$3,585,945
Total Attending ADM:	231.8406	Per ADM Amounts:	\$11,002	\$1,103	\$3,363	\$15,467
Scottsdale Country Day School		078243000	\$1,161,936	\$166,201	\$20,450	\$1,348,587
Total Attending ADM:	119.9776	Per ADM Amounts:	\$9,685	\$1,385	\$170	\$11,240
Scottsdale Preparatory Academy		078533000	\$9,165,653	\$876,375	\$297,805	\$10,339,833
Total Attending ADM:	890.4459	Per ADM Amounts:	\$10,293	\$984	\$334	\$11,612
Self Development Academy-Phoenix		078256000	\$1,769,746	\$275,751	\$984,548	\$3,030,045
Total Attending ADM:	231.7511	Per ADM Amounts:	\$7,636	\$1,190	\$4,248	\$13,075
Self Development Charter School		078796000	\$3,103,947	\$510,591	\$17,854	\$3,632,392
Total Attending ADM:	350.4316	Per ADM Amounts:	\$8,857	\$1,457	\$51	\$10,365
Skyline Gila River Schools, LLC		078566000	\$4,362,505	\$246,541	\$613,076	\$5,222,122
Total Attending ADM:	227.1688	Per ADM Amounts:	\$19,204	\$1,085	\$2,699	\$22,988
Skyline Schools, Inc.		078914000	\$3,160,035	\$167,728	\$413,012	\$3,740,775
Total Attending ADM:	175.9840	Per ADM Amounts:	\$17,956	\$953	\$2,347	\$21,256
SLAM Arizona, Inc.		078625000	\$1,122,108	\$20,294	\$185,167	\$1,327,569
Total Attending ADM:	67.3062	Per ADM Amounts:	\$16,672	\$302	\$2,751	\$19,724
Somerset Academy Arizona, Inc.		078622000	\$1,496,776	\$8,462	\$630,206	\$2,135,444
Total Attending ADM:	160.1844	Per ADM Amounts:	\$9,344	\$53	\$3,934	\$13,331
South Phoenix Academy Inc.		078599000	\$2,280,025	\$271,387	\$770,928	\$3,322,340
Total Attending ADM:	268.1273	Per ADM Amounts:	\$8,504	\$1,012	\$2,875	\$12,391
South Valley Academy, Inc.		078578000	\$1,891,299	\$238,420	\$671,079	\$2,800,798
Total Attending ADM:	228.5599	Per ADM Amounts:	\$8,275	\$1,043	\$2,936	\$12,254
Southwest Leadership Academy		078228000	\$2,263,765	\$215,542	\$1,107,205	\$3,586,512
Total Attending ADM:	178.4644	Per ADM Amounts:	\$12,685	\$1,208	\$6,204	\$20,097
STEP UP Schools, Inc.		078634000	\$625,209	\$83,148	\$398,813	\$1,107,170
Total Attending ADM:	64.5527	Per ADM Amounts:	\$9,685	\$1,288	\$6,178	\$17,151
Stepping Stones Academy		078781000	\$2,077,641	\$249,528	\$160,045	\$2,487,214
Total Attending ADM:	206.6843	Per ADM Amounts:	\$10,052	\$1,207	\$774	\$12,034
Success School		078924000	\$8,572,239	\$889,682	\$1,894,328	\$11,377,839
Total Attending ADM:	935.7804	Per ADM Amounts:	\$9,161	\$951	\$2,024	\$12,159
Sun Valley Academy - Avondale, Inc.		078640000	\$3,541,352	\$366,999	\$597,965	\$4,506,316
Total Attending ADM:	395.0099	Per ADM Amounts:	\$8,965	\$929	\$1,514	\$11,408
Sun Valley Academy - South Mountain, Inc.		078556000	\$4,669,128	\$529,417	\$593,677	\$5,792,222
Total Attending ADM:	555.7074	Per ADM Amounts:	\$8,402	\$953	\$1,068	\$10,423
Synergy Public School, Inc.		078237000	\$3,901,637	\$533,470	\$1,590,166	\$6,077,011
Total Attending ADM:	489.3844	Per ADM Amounts:	\$7,973	\$1,090	\$3,249	\$12,418
Tempe Preparatory Academy		078761000	\$4,717,077	\$540,804	\$68,329	\$5,326,210
Total Attending ADM:	435.5449	Per ADM Amounts:	\$10,830	\$1,242	\$157	\$12,229
The Boys & Girls Clubs of the Valley		078613000	\$2,322,397	\$239,509	\$646,379	\$3,230,045
Total Attending ADM:	217.5537	Per ADM Amounts:	\$10,675	\$1,101	\$2,971	\$14,847
The Farm at Mission Montessori Academy		078213000	\$390,447	\$55,066	\$36,667	\$482,180
Total Attending ADM:	49.2717	Per ADM Amounts:	\$7,924	\$1,118	\$744	\$9,786
The Odyssey Preparatory Academy, Inc.		078561000	\$30,613,061	\$3,002,435	\$1,269,047	\$34,884,543
Total Attending ADM:	3,095.3903	Per ADM Amounts:	\$9,890	\$970	\$410	\$11,270
The Paideia Academies, Inc		078206000	\$7,193,647	\$835,741	\$2,074,056	\$10,126,402
Total Attending ADM:	807.9671	Per ADM Amounts:	\$8,903	\$1,034	\$2,567	\$12,533
Think Through Academy		078411000	\$725,450	\$50,797	\$109,438	\$885,685
Total Attending ADM:	51.9500	Per ADM Amounts:	\$13,964	\$978	\$2,107	\$17,049
ThrivePoint High School, Inc.		078911000	\$8,811,818	\$1,311,501	\$294,268	\$10,417,587
Total Attending ADM:	1,307.5692	Per ADM Amounts:	\$6,739	\$1,003	\$225	\$7,967

Expenditures by Project for Charter Schools

Maricopa

			General Projects	CSP & IIP	State & Federal Projects	Total Project Expenditures
Trivium Preparatory Academy		078591000	\$9,000,616	\$877,688	\$371,620	\$10,249,924
Total Attending ADM:	887.3716	Per ADM Amounts:	\$10,143	\$989	\$419	\$11,551
Twenty First Century Charter School, Inc. Bennett		078630000	\$0	\$0	\$0	\$0
Total Attending ADM:	158.6664	Per ADM Amounts:	\$0	\$0	\$0	\$0
Valley of the Sun Waldorf Education Association, d		078964000	\$2,848,286	\$406,124	\$99,306	\$3,353,716
Total Attending ADM:	267.7032	Per ADM Amounts:	\$10,640	\$1,517	\$371	\$12,528
Valor Preparatory Academy, LLC		078104000	\$1,998,900	\$263,327	\$0	\$2,262,227
Total Attending ADM:	222.1372	Per ADM Amounts:	\$8,998	\$1,185	\$0	\$10,184
Vector School District, Inc.		078562000	\$1,962,319	\$211,881	\$641,302	\$2,815,502
Total Attending ADM:	222.9337	Per ADM Amounts:	\$8,802	\$950	\$2,877	\$12,629
Veritas Preparatory Academy		078984000	\$8,705,095	\$778,279	\$356,283	\$9,839,657
Total Attending ADM:	792.4318	Per ADM Amounts:	\$10,985	\$982	\$450	\$12,417
Victory Collegiate Academy Corporation		078410000	\$3,617,052	\$263,525	\$854,856	\$4,735,433
Total Attending ADM:	285.3964	Per ADM Amounts:	\$12,674	\$923	\$2,995	\$16,592
Villa Montessori Charter School		078715000	\$7,543,202	\$413,124	\$128,952	\$8,085,278
Total Attending ADM:	467.4821	Per ADM Amounts:	\$16,136	\$884	\$276	\$17,295
Vista Charter School		078960000	\$219,623	\$28,058	\$0	\$247,681
Total Attending ADM:	7.8616	Per ADM Amounts:	\$27,936	\$3,569	\$0	\$31,505
Vista College Preparatory, Inc.		078224000	\$16,706,138	\$1,300,507	\$3,878,018	\$21,884,663
Total Attending ADM:	1,368.8727	Per ADM Amounts:	\$12,204	\$950	\$2,833	\$15,987
West Gilbert Charter Elementary School, Inc.		078935000	\$4,152,217	\$394,089	\$179,109	\$4,725,415
Total Attending ADM:	342.5733	Per ADM Amounts:	\$12,121	\$1,150	\$523	\$13,794
West Gilbert Charter Middle School, Inc.		078974000	\$1,034,739	\$67,031	\$74,770	\$1,187,148
Total Attending ADM:	88.4407	Per ADM Amounts:	\$11,700	\$758	\$845	\$13,423
West Valley Arts and Technology Academy, Inc.		078548000	\$1,737,041	\$367,656	\$570,148	\$2,674,845
Total Attending ADM:	216.2543	Per ADM Amounts:	\$8,032	\$1,700	\$2,636	\$12,369
Western School of Science and Technology, Inc.		078221000	\$5,290,175	\$606,304	\$857,131	\$6,764,983
Total Attending ADM:	525.3441	Per ADM Amounts:	\$10,070	\$1,154	\$1,632	\$12,877
Maricopa	Totals		\$1,545,975,808	\$160,061,085	\$185,493,609	\$1,892,100,120
Total Attending ADM:	160,842.9896	Per ADM Amounts:	\$9,612	\$995	\$1,153	\$11,764

Expenditures by Project for Charter Schools		General Projects	CSP & IIP	State & Federal Projects	Total Project Expenditures	
Mohave						
Academy of Building Industries, Inc.		088704000	\$1,144,578	\$95,401	\$138,720	\$1,378,699
Total Attending ADM:	106.1972	Per ADM Amounts:	\$10,778	\$898	\$1,306	\$12,982
Desert Star Academy		088705000	\$5,268,809	\$500,460	\$958,252	\$6,727,521
Total Attending ADM:	478.2857	Per ADM Amounts:	\$11,016	\$1,046	\$2,004	\$14,066
Kingman Academy Of Learning		088620000	\$11,661,437	\$1,032,430	\$1,353,892	\$14,047,759
Total Attending ADM:	1,288.3754	Per ADM Amounts:	\$9,051	\$801	\$1,051	\$10,903
Masada Charter School, Inc.		088759000	\$4,505,828	\$205,122	\$467,511	\$5,178,461
Total Attending ADM:	480.4322	Per ADM Amounts:	\$9,379	\$427	\$973	\$10,779
Mohave Accelerated Elementary School, Inc.		088703000	\$4,318,233	\$367,287	\$907,782	\$5,593,302
Total Attending ADM:	489.0637	Per ADM Amounts:	\$8,830	\$751	\$1,856	\$11,437
Mohave Accelerated Learning Center		088758000	\$5,645,669	\$442,975	\$1,006,327	\$7,094,971
Total Attending ADM:	516.7159	Per ADM Amounts:	\$10,926	\$857	\$1,948	\$13,731
Telesis Center for Learning, Inc.		088702000	\$3,291,658	\$375,776	\$373,277	\$4,040,711
Total Attending ADM:	335.2079	Per ADM Amounts:	\$9,820	\$1,121	\$1,114	\$12,054
Young Scholars Academy Charter School Corp.		088755000	\$2,627,333	\$449,300	\$704,029	\$3,780,662
Total Attending ADM:	388.9633	Per ADM Amounts:	\$6,755	\$1,155	\$1,810	\$9,720
Mohave	Totals		\$38,463,545	\$3,468,751	\$5,909,790	\$47,842,086
Total Attending ADM:	4,083.2413	Per ADM Amounts:	\$9,420	\$850	\$1,447	\$11,717

Expenditures by Project for Charter Schools			General Projects	CSP & IIP	State & Federal Projects	Total Project Expenditures
Navajo						
Career Development, Inc.		098745000	\$872,275	\$117,362	\$195,064	\$1,184,701
Total Attending ADM:	66.5698	Per ADM Amounts:	\$13,103	\$1,763	\$2,930	\$17,796
Shonto Governing Board of Education, Inc.		098746000	\$902,297	\$13,799	\$590,864	\$1,506,960
Total Attending ADM:	58.9465	Per ADM Amounts:	\$15,307	\$234	\$10,024	\$25,565
Navajo	Totals		\$1,774,572	\$131,161	\$785,928	\$2,691,661
Total Attending ADM:	125.5163	Per ADM Amounts:	\$14,138	\$1,045	\$6,262	\$21,445

Expenditures by Project for Charter Schools

Pima

			General Projects	CSP & IIP	State & Federal Projects	Total Project Expenditures
Academy Del Sol, Inc.		108734000	\$7,020,454	\$464,829	\$115,337	\$7,600,620
Total Attending ADM:	636.1037	Per ADM Amounts:	\$11,037	\$731	\$181	\$11,949
Academy of Mathematics and Science South, Inc.		078242000	\$43,971,592	\$5,471,059	\$13,601,695	\$63,044,346
Total Attending ADM:	5,756.5639	Per ADM Amounts:	\$7,639	\$950	\$2,363	\$10,952
Academy of Mathematics and Science, Inc.		108713000	\$5,820,176	\$552,279	\$1,479,772	\$7,852,227
Total Attending ADM:	580.8908	Per ADM Amounts:	\$10,019	\$951	\$2,547	\$13,518
Academy of Tucson, Inc.		108665000	\$4,804,361	\$256,257	\$768,716	\$5,829,334
Total Attending ADM:	430.0152	Per ADM Amounts:	\$11,173	\$596	\$1,788	\$13,556
American Charter Schools Foundation d.b.a. Alta Vi		108794000	\$4,024,469	\$483,165	\$1,252,494	\$5,760,128
Total Attending ADM:	467.4322	Per ADM Amounts:	\$8,610	\$1,034	\$2,680	\$12,323
Aprender Tucson		108785000	\$2,087,332	\$243,147	\$844,421	\$3,192,872
Total Attending ADM:	219.9931	Per ADM Amounts:	\$9,488	\$1,105	\$3,838	\$14,514
Arizona Community Development Corporation		108709000	\$14,829,140	\$1,819,584	\$6,074,740	\$22,803,780
Total Attending ADM:	1,912.4192	Per ADM Amounts:	\$7,754	\$951	\$3,176	\$11,924
BASIS Charter Schools, Inc.		108725000	\$6,934,611	\$739,309	\$422,835	\$8,096,755
Total Attending ADM:	738.5333	Per ADM Amounts:	\$9,390	\$1,001	\$573	\$10,963
BASIS Charter Schools, Inc.		108737000	\$6,529,357	\$766,535	\$481,902	\$7,777,794
Total Attending ADM:	743.3224	Per ADM Amounts:	\$8,784	\$1,031	\$648	\$10,464
BASIS Charter Schools, Inc.		108404000	\$5,518,921	\$601,099	\$276,774	\$6,396,794
Total Attending ADM:	598.4410	Per ADM Amounts:	\$9,222	\$1,004	\$462	\$10,689
Blue Adobe Project		108501000	\$975,555	\$121,234	\$17,903	\$1,114,692
Total Attending ADM:	81.0448	Per ADM Amounts:	\$12,037	\$1,496	\$221	\$13,754
Canyon Rose Academy, Inc.		108715000	\$2,208,649	\$271,989	\$265,557	\$2,746,195
Total Attending ADM:	249.3234	Per ADM Amounts:	\$8,859	\$1,091	\$1,065	\$11,015
Carden of Tucson, Inc.		108777000	\$695,955	\$67,868	\$8,639	\$772,462
Total Attending ADM:	59.0900	Per ADM Amounts:	\$11,778	\$1,149	\$146	\$13,073
CITY Center for Collaborative Learning		108720000	\$3,995,690	\$337,057	\$0	\$4,332,747
Total Attending ADM:	301.4944	Per ADM Amounts:	\$13,253	\$1,118	\$0	\$14,371
Colearn Academy Arizona		108740000	\$1,722,606	\$275,487	\$59,520	\$2,057,613
Total Attending ADM:	194.8519	Per ADM Amounts:	\$8,841	\$1,414	\$305	\$10,560
Compass High School, Inc.		108788000	\$4,177,605	\$505,433	\$642,063	\$5,325,101
Total Attending ADM:	439.8693	Per ADM Amounts:	\$9,497	\$1,149	\$1,460	\$12,106
CPLC Community Schools dba Hiaki High School		108505000	\$1,016,854	\$96,125	\$395,260	\$1,508,239
Total Attending ADM:	74.3658	Per ADM Amounts:	\$13,674	\$1,293	\$5,315	\$20,281
CPLC Community Schools dba Toltecalli High School		108793000	\$1,663,054	\$204,350	\$475,320	\$2,342,724
Total Attending ADM:	140.4868	Per ADM Amounts:	\$11,838	\$1,455	\$3,383	\$16,676
Daisy Education Corporation dba Sonoran Science Ac		108666000	\$6,829,988	\$722,802	\$504,372	\$8,057,162
Total Attending ADM:	744.1864	Per ADM Amounts:	\$9,178	\$971	\$678	\$10,827
Daisy Education Corporation dba Sonoran Science Ac		108502000	\$4,188,323	\$413,648	\$521,803	\$5,123,774
Total Attending ADM:	425.6230	Per ADM Amounts:	\$9,840	\$972	\$1,226	\$12,038
Daisy Education Corporation dba Sonoran Science Ac		108503000	\$3,158,783	\$431,909	\$487,220	\$4,077,912
Total Attending ADM:	454.2982	Per ADM Amounts:	\$6,953	\$951	\$1,072	\$8,976
Daisy Education Corporation dba. Sonoran Science A		108504000	\$1,668,877	\$223,172	\$520,583	\$2,412,632
Total Attending ADM:	221.2644	Per ADM Amounts:	\$7,542	\$1,009	\$2,353	\$10,904
Desert Rose Academy, Inc.		108787000	\$1,254,462	\$171,399	\$159,049	\$1,584,910
Total Attending ADM:	138.3749	Per ADM Amounts:	\$9,066	\$1,239	\$1,149	\$11,454
Desert Sage School		108668000	\$809,623	\$86,782	\$257,272	\$1,153,677
Total Attending ADM:	71.4143	Per ADM Amounts:	\$11,337	\$1,215	\$3,603	\$16,155
Desert Sky Community School, Inc.		108732000	\$463,339	\$15,147	\$45,549	\$524,035
Total Attending ADM:	35.2121	Per ADM Amounts:	\$13,159	\$430	\$1,294	\$14,882

Expenditures by Project for Charter Schools

Pima

			General Projects	CSP & IIP	State & Federal Projects	Total Project Expenditures
Eastpointe High School, Inc.		108781000	\$3,816,891	\$186,112	\$0	\$4,003,003
Total Attending ADM:	353.8105	Per ADM Amounts:	\$10,788	\$526	\$0	\$11,314
Ed Ahead		108506000	\$269,179	\$21,980	\$208,682	\$499,841
Total Attending ADM:	20.1500	Per ADM Amounts:	\$13,359	\$1,091	\$10,356	\$24,806
Edge School, Inc., The		108653000	\$1,929,654	\$205,561	\$367,319	\$2,502,534
Total Attending ADM:	168.6576	Per ADM Amounts:	\$11,441	\$1,219	\$2,178	\$14,838
Educational Impact, Inc.		108717000	\$1,281,321	\$133,991	\$170,646	\$1,585,958
Total Attending ADM:	118.2538	Per ADM Amounts:	\$10,835	\$1,133	\$1,443	\$13,411
Great Expectations Academy		108770000	\$2,040,114	\$203,803	\$150,016	\$2,393,933
Total Attending ADM:	192.3481	Per ADM Amounts:	\$10,606	\$1,060	\$780	\$12,446
Griffin Foundation, Inc. The		108789000	\$853,793	\$196,532	\$821,040	\$1,871,365
Total Attending ADM:	89.8097	Per ADM Amounts:	\$9,507	\$2,188	\$9,142	\$20,837
Ha:san Educational Services		108726000	\$1,328,530	\$103,906	\$645,233	\$2,077,669
Total Attending ADM:	79.8187	Per ADM Amounts:	\$16,644	\$1,302	\$8,084	\$26,030
Hermosa Montessori Charter School		108701000	\$2,794,637	\$166,774	\$86,061	\$3,047,472
Total Attending ADM:	200.0780	Per ADM Amounts:	\$13,968	\$834	\$430	\$15,231
Highland Free School		108775000	\$289,461	\$41,297	\$52,562	\$383,320
Total Attending ADM:	30.7909	Per ADM Amounts:	\$9,401	\$1,341	\$1,707	\$12,449
Kaizen Education Foundation dba Skyview High Schoo		108706000	\$1,721,376	\$124,743	\$511,402	\$2,357,521
Total Attending ADM:	139.5056	Per ADM Amounts:	\$12,339	\$894	\$3,666	\$16,899
Khalsa Family Services		108784000	\$2,063,379	\$266,889	\$114,249	\$2,444,517
Total Attending ADM:	241.6057	Per ADM Amounts:	\$8,540	\$1,105	\$473	\$10,118
Legacy Traditional School - Northwest Tucson		108414000	\$10,086,620	\$1,190,593	\$1,323,801	\$12,601,014
Total Attending ADM:	1,215.5268	Per ADM Amounts:	\$8,298	\$979	\$1,089	\$10,367
Leman Academy of Excellence, Inc.		108738000	\$38,092,490	\$4,901,546	\$3,034,491	\$46,028,527
Total Attending ADM:	4,474.2524	Per ADM Amounts:	\$8,514	\$1,096	\$678	\$10,287
Math and Science Success Academy, Inc.		108798000	\$4,947,598	\$659,554	\$1,576,848	\$7,184,000
Total Attending ADM:	693.8323	Per ADM Amounts:	\$7,131	\$951	\$2,273	\$10,354
Montessori Schoolhouse of Tucson, Inc.		108703000	\$1,048,158	\$143,496	\$49,369	\$1,241,023
Total Attending ADM:	126.0452	Per ADM Amounts:	\$8,316	\$1,138	\$392	\$9,846
Mountain Rose Academy, Inc.		108769000	\$1,629,854	\$195,164	\$172,423	\$1,997,441
Total Attending ADM:	170.8736	Per ADM Amounts:	\$9,538	\$1,142	\$1,009	\$11,690
Nosotros, Inc		108707000	\$2,790,749	\$326,272	\$647,502	\$3,764,523
Total Attending ADM:	247.4304	Per ADM Amounts:	\$11,279	\$1,319	\$2,617	\$15,214
Online School of Arizona		108604000	\$323,150	\$26,988	\$14,004	\$364,142
Total Attending ADM:	25.7018	Per ADM Amounts:	\$12,573	\$1,050	\$545	\$14,168
Pima County		108601000	\$1,099,410	\$45,189	\$161,808	\$1,306,407
Total Attending ADM:	53.8499	Per ADM Amounts:	\$20,416	\$839	\$3,005	\$24,260
Pima Prevention Partnership		108507000	\$1,241,712	\$178,532	\$244,527	\$1,664,771
Total Attending ADM:	136.3841	Per ADM Amounts:	\$9,105	\$1,309	\$1,793	\$12,206
Pima Prevention Partnership dba Pima Partnership A		108799000	\$443,530	\$55,872	\$221,646	\$721,048
Total Attending ADM:	38.9037	Per ADM Amounts:	\$11,401	\$1,436	\$5,697	\$18,534
Pima Prevention Partnership dba Pima Partnership S		108711000	\$1,333,001	\$107,326	\$215,783	\$1,656,110
Total Attending ADM:	118.6253	Per ADM Amounts:	\$11,237	\$905	\$1,819	\$13,961
Pima Rose Academy, Inc.		108602000	\$2,426,710	\$490,730	\$166,639	\$3,084,079
Total Attending ADM:	476.8174	Per ADM Amounts:	\$5,089	\$1,029	\$349	\$6,468
Portable Practical Educational Preparation, Inc. (108796000	\$54,639,466	\$5,870,407	\$6,813,241	\$67,323,114
Total Attending ADM:	5,817.3375	Per ADM Amounts:	\$9,393	\$1,009	\$1,171	\$11,573
Portable Practical Educational Preparation, Inc. (108744000	\$6,895,923	\$420,887	\$2,350,393	\$9,667,203
Total Attending ADM:	735.8458	Per ADM Amounts:	\$9,371	\$572	\$3,194	\$13,138
Presidio School		108778000	\$3,402,976	\$323,225	\$836,615	\$4,562,816

Expenditures by Project for Charter Schools

Pima

			General Projects	CSP & IIP	State & Federal Projects	Total Project Expenditures
Total Attending ADM:	345.2243	Per ADM Amounts:	\$9,857	\$936	\$2,423	\$13,217
Satori, Inc.		108719000	\$1,329,383	\$119,509	\$112,650	\$1,561,542
Total Attending ADM:	106.9410	Per ADM Amounts:	\$12,431	\$1,118	\$1,053	\$14,602
Science Technology Engineering and Math Arizona		108514000	\$2,561,147	\$316,026	\$292,656	\$3,169,829
Total Attending ADM:	239.9857	Per ADM Amounts:	\$10,672	\$1,317	\$1,219	\$13,208
Southern Arizona Community Academy, Inc.		108772000	\$914,074	\$306,475	\$0	\$1,220,549
Total Attending ADM:	114.0441	Per ADM Amounts:	\$8,015	\$2,687	\$0	\$10,702
Southgate Academy, Inc.		108779000	\$3,797,093	\$493,126	\$1,785,583	\$6,075,802
Total Attending ADM:	420.8024	Per ADM Amounts:	\$9,023	\$1,172	\$4,243	\$14,439
StrengthBuilding Partners		108227000	\$642,679	\$54,592	\$313,915	\$1,011,186
Total Attending ADM:	45.7250	Per ADM Amounts:	\$14,055	\$1,194	\$6,865	\$22,115
The Charter Foundation, Inc.		108722000	\$4,411,409	\$295,031	\$1,429,252	\$6,135,692
Total Attending ADM:	510.8023	Per ADM Amounts:	\$8,636	\$578	\$2,798	\$12,012
Tucson Country Day School, Inc.		108773000	\$5,643,417	\$680,792	\$377,589	\$6,701,798
Total Attending ADM:	477.1936	Per ADM Amounts:	\$11,826	\$1,427	\$791	\$14,044
Tucson International Academy, Inc.		108714000	\$4,438,951	\$620,025	\$704,087	\$5,763,063
Total Attending ADM:	387.2051	Per ADM Amounts:	\$11,464	\$1,601	\$1,818	\$14,884
Tucson Preparatory School		108768000	\$1,177,490	\$113,795	\$242,243	\$1,533,528
Total Attending ADM:	92.7630	Per ADM Amounts:	\$12,694	\$1,227	\$2,611	\$16,532
Tucson Youth Development/ACE Charter High School		108660000	\$4,583,375	\$431,398	\$1,197,052	\$6,211,825
Total Attending ADM:	454.8603	Per ADM Amounts:	\$10,076	\$948	\$2,632	\$13,657
Pima	Totals		\$314,658,476	\$35,359,803	\$57,090,123	\$407,206,690
Total Attending ADM:	34,876.4161	Per ADM Amounts:	\$9,022	\$1,014	\$1,637	\$11,676

Expenditures by Project for Charter Schools		General Projects	CSP & IIP	State & Federal Projects	Total Project Expenditures	
Pinal						
A+ Charter Schools		118720000	\$2,889,537	\$358,467	\$635,851	\$3,887,254
Total Attending ADM:	298.6414	Per ADM Amounts:	\$9,676	\$1,200	\$2,129	\$13,016
Akimel O Otham Pee Posh Charter School, Inc.		118705000	\$73,028	\$0	\$380,929	\$453,957
Total Attending ADM:	123.5291	Per ADM Amounts:	\$591	\$0	\$3,084	\$3,675
Akimel O Otham Pee Posh Charter School, Inc.		118706000	\$104,651	\$0	\$297,150	\$401,801
Total Attending ADM:	138.5800	Per ADM Amounts:	\$755	\$0	\$2,144	\$2,899
American Charter Schools Foundation d.b.a. Apache		118703000	\$1,506,735	\$178,330	\$694,102	\$2,379,167
Total Attending ADM:	214.0364	Per ADM Amounts:	\$7,040	\$833	\$3,243	\$11,116
ARCHES Academy		118721000	\$0	\$0	\$0	\$0
Total Attending ADM:	46.3210	Per ADM Amounts:	\$0	\$0	\$0	\$0
ASU Preparatory Academy - Casa Grande		118716000	\$2,673,169	\$267,337	\$61,708	\$3,002,214
Total Attending ADM:	262.8882	Per ADM Amounts:	\$10,168	\$1,017	\$235	\$11,420
Eduprize Schools, LLC		078687000	\$26,989,631	\$3,788,644	\$5,100	\$30,783,375
Total Attending ADM:	3,000.3928	Per ADM Amounts:	\$8,995	\$1,263	\$2	\$10,260
Heritage Academy Maricopa, Inc.		118645000	\$5,841,301	\$911,699	\$0	\$6,753,000
Total Attending ADM:	914.0734	Per ADM Amounts:	\$6,390	\$997	\$0	\$7,388
Leading Edge Academy Maricopa		118708000	\$6,486,965	\$760,074	\$1,579,067	\$8,826,106
Total Attending ADM:	776.7985	Per ADM Amounts:	\$8,351	\$978	\$2,033	\$11,362
Leading Edge Academy Queen Creek		078101000	\$3,095,854	\$313,033	\$397,256	\$3,806,143
Total Attending ADM:	298.7318	Per ADM Amounts:	\$10,363	\$1,048	\$1,330	\$12,741
Legacy Traditional School - Casa Grande		118718000	\$11,625,652	\$1,451,987	\$1,831,353	\$14,908,992
Total Attending ADM:	1,445.0380	Per ADM Amounts:	\$8,045	\$1,005	\$1,267	\$10,317
Legacy Traditional School - Maricopa		118719000	\$9,759,157	\$1,185,493	\$1,397,305	\$12,341,955
Total Attending ADM:	1,247.7032	Per ADM Amounts:	\$7,822	\$950	\$1,120	\$9,892
Legacy Traditional School - Queen Creek		118715000	\$8,207,568	\$889,863	\$997,956	\$10,095,387
Total Attending ADM:	899.3331	Per ADM Amounts:	\$9,126	\$989	\$1,110	\$11,225
Legacy Traditional School-San Tan		078420000	\$7,254,168	\$599,706	\$395,094	\$8,248,968
Total Attending ADM:	635.0062	Per ADM Amounts:	\$11,424	\$944	\$622	\$12,990
Pinnacle Education-Casa Grande, Inc.		118704000	\$230,976	\$11,244	\$0	\$242,220
Total Attending ADM:	9.4743	Per ADM Amounts:	\$24,379	\$1,187	\$0	\$25,566
The Grande Innovation Academy		118717000	\$6,493,954	\$763,902	\$854,546	\$8,112,402
Total Attending ADM:	775.1780	Per ADM Amounts:	\$8,377	\$985	\$1,102	\$10,465
Pinal	Totals		\$93,232,346	\$11,479,779	\$9,527,417	\$114,242,941
Total Attending ADM:	11,085.7254	Per ADM Amounts:	\$8,410	\$1,036	\$859	\$10,305

Expenditures by Project for Charter Schools			General Projects	CSP & IIP	State & Federal Projects	Total Project Expenditures
Santa Cruz						
Kaizen Education Foundation dba Colegio Petite Pho		128704000	\$1,979,583	\$281,218	\$628,283	\$2,889,084
Total Attending ADM:	240.9881	Per ADM Amounts:	\$8,214	\$1,167	\$2,607	\$11,988
Mexicayotl Academy, Inc.		128703000	\$1,842,057	\$263,705	\$676,915	\$2,782,677
Total Attending ADM:	184.2668	Per ADM Amounts:	\$9,997	\$1,431	\$3,674	\$15,101
Patagonia Montessori Elementary School		128725000	\$291,975	\$27,069	\$32,997	\$352,041
Total Attending ADM:	23.8850	Per ADM Amounts:	\$12,224	\$1,133	\$1,381	\$14,739
Pinnacle Education-Kino, Inc.		128701000	\$249,279	\$31,077	\$0	\$334,762
Total Attending ADM:	43.1324	Per ADM Amounts:	\$5,779	\$721	\$0	\$7,761
Santa Cruz Valley Opportunities in Education, Inc.		128726000	\$759,621	\$77,103	\$76,986	\$913,710
Total Attending ADM:	67.4800	Per ADM Amounts:	\$11,257	\$1,143	\$1,141	\$13,540
Santa Cruz	Totals		\$5,122,515	\$680,172	\$1,415,181	\$7,272,274
Total Attending ADM:	559.7523	Per ADM Amounts:	\$9,151	\$1,215	\$2,528	\$12,992

Expenditures by Project for Charter Schools		General Projects	CSP & IIP	State & Federal Projects	Total Project Expenditures	
Yavapai						
Acorn Montessori Charter School		138760000	\$4,510,026	\$520,848	\$984,845	\$6,015,719
Total Attending ADM:	500.1371	Per ADM Amounts:	\$9,018	\$1,041	\$1,969	\$12,028
Arizona Agribusiness & Equine Center, Inc.		138785000	\$2,486,728	\$294,804	\$363,399	\$3,144,931
Total Attending ADM:	320.8543	Per ADM Amounts:	\$7,750	\$919	\$1,133	\$9,802
BASIS Charter Schools, Inc.		138786000	\$5,715,457	\$573,380	\$490,593	\$6,779,430
Total Attending ADM:	565.2178	Per ADM Amounts:	\$10,112	\$1,014	\$868	\$11,994
Compass Points International, Inc		138501000	\$1,700,653	\$179,723	\$135,440	\$2,015,816
Total Attending ADM:	147.0374	Per ADM Amounts:	\$11,566	\$1,222	\$921	\$13,710
Desert Star Community School, Inc.		138714000	\$1,264,099	\$134,327	\$215,486	\$1,613,912
Total Attending ADM:	147.7786	Per ADM Amounts:	\$8,554	\$909	\$1,458	\$10,921
Edkey Inc. dba American Heritage Academy		138754000	\$3,078,055	\$338,086	\$363,737	\$3,779,878
Total Attending ADM:	355.4675	Per ADM Amounts:	\$8,659	\$951	\$1,023	\$10,634
Edkey, Inc. - Sequoia Ranch School		138705000	\$1,342,468	\$113,209	\$686,116	\$2,141,793
Total Attending ADM:	117.1575	Per ADM Amounts:	\$11,459	\$966	\$5,856	\$18,281
Franklin Phonetic Primary School, Inc.		138751000	\$4,466,730	\$339,857	\$352,075	\$5,169,734
Total Attending ADM:	343.8337	Per ADM Amounts:	\$12,991	\$988	\$1,024	\$15,036
La Tierra Community School, Inc		138503000	\$1,225,921	\$121,588	\$200,353	\$1,547,862
Total Attending ADM:	129.1282	Per ADM Amounts:	\$9,494	\$942	\$1,552	\$11,987
Liberty Leadership Academy		138787000	\$514,470	\$69,568	\$258,042	\$842,080
Total Attending ADM:	63.6838	Per ADM Amounts:	\$8,079	\$1,092	\$4,052	\$13,223
Mary Ellen Halvorson Educational Foundation. dba:		138757000	\$2,510,489	\$257,737	\$109,100	\$2,877,326
Total Attending ADM:	276.0311	Per ADM Amounts:	\$9,095	\$934	\$395	\$10,424
Mingus Springs Charter School		138712000	\$1,361,577	\$159,684	\$239,066	\$1,760,327
Total Attending ADM:	136.3516	Per ADM Amounts:	\$9,986	\$1,171	\$1,753	\$12,910
Mountain Oak Charter School, Inc.		138768000	\$1,419,731	\$194,013	\$218,222	\$1,831,966
Total Attending ADM:	90.7817	Per ADM Amounts:	\$15,639	\$2,137	\$2,404	\$20,180
PACE Preparatory Academy, Inc.		138758000	\$1,102,373	\$87,305	\$47,478	\$1,237,156
Total Attending ADM:	115.3989	Per ADM Amounts:	\$9,553	\$757	\$411	\$10,721
Painted Pony Ranch Charter School		138756000	\$644,242	\$59,059	\$144,302	\$847,603
Total Attending ADM:	53.3030	Per ADM Amounts:	\$12,086	\$1,108	\$2,707	\$15,902
Prescott Valley Charter School		078516000	\$4,233,604	\$416,569	\$1,653,197	\$6,328,347
Total Attending ADM:	387.2501	Per ADM Amounts:	\$10,932	\$1,076	\$4,269	\$16,342
Sedona Charter School, Inc.		138708000	\$1,548,928	\$167,757	\$296,975	\$2,013,660
Total Attending ADM:	149.7201	Per ADM Amounts:	\$10,345	\$1,120	\$1,984	\$13,449
Skyview School, Inc.		138752000	\$1,903,878	\$209,618	\$183,433	\$2,296,929
Total Attending ADM:	202.8996	Per ADM Amounts:	\$9,383	\$1,033	\$904	\$11,321
Yavapai	Totals		\$41,029,429	\$4,237,132	\$6,941,859	\$52,244,469
Total Attending ADM:	4,102.0320	Per ADM Amounts:	\$10,002	\$1,033	\$1,692	\$12,736

Expenditures by Project for Charter Schools			General Projects	CSP & IIP	State & Federal Projects	Total Project Expenditures
Yuma						
Carpe Diem Collegiate High School		148761000	\$1,811,865	\$242,647	\$151,197	\$2,205,709
Total Attending ADM:	220.0893	Per ADM Amounts:	\$8,232	\$1,102	\$687	\$10,022
Harvest Power Community Development Group, Inc.		148760000	\$15,179,298	\$1,161,062	\$1,593,304	\$17,933,664
Total Attending ADM:	1,556.2424	Per ADM Amounts:	\$9,754	\$746	\$1,024	\$11,524
Juniper Tree Academy		148759000	\$7,049,105	\$806,175	\$743,386	\$8,599,517
Total Attending ADM:	848.4781	Per ADM Amounts:	\$8,308	\$950	\$876	\$10,135
Yuma Private Industry Council, Inc.		148758000	\$1,031,721	\$111,223	\$216,245	\$1,359,189
Total Attending ADM:	96.5769	Per ADM Amounts:	\$10,683	\$1,152	\$2,239	\$14,074
Yuma	Totals		\$25,071,989	\$2,321,107	\$2,704,132	\$30,098,079
Total Attending ADM:	2,721.3867	Per ADM Amounts:	\$9,213	\$853	\$994	\$11,060

Expenditures by Project for Charter Schools

			General Projects	CSP & IIP	State & Federal Projects	Total Project Expenditures
State Totals	Totals		\$2,115,391,168	\$223,090,839	\$281,578,251	\$2,620,822,869
Total Attending ADM:	223,284.1219	Per ADM Amounts:	\$9,474	\$999	\$1,261	\$11,738