



# **Arizona Empowerment Scholarship Account (ESA) Program**

**Fiscal Year 2024 Quarter 4 Report to  
Arizona State Board of Education**

---



# ARIZONA DEPARTMENT OF EDUCATION

*We are a service organization committed to raising academic outcomes and empowering parents.*

## **Arizona Department of Education**

Superintendent **Tom Horne**

Deputy Superintendent **Margaret Dugan**

## **Empowerment Scholarship Account Program**

Executive Director **John Ward**

Deputy Director **Christine Sbarcea**

Enrollment Manager **Ricca Sanchez**

Purchase Review Manager **Camille Aguilar**

Call Center Manager **Laura Aguirre**

## **Contact Information**

Arizona Department of Education

ESA Department

1535 W. Jefferson Street

Phoenix, AZ 85007

602-364-1969

[www.azed.gov/esa](http://www.azed.gov/esa)

[esacallcenter@azed.gov](mailto:esacallcenter@azed.gov)

---



January 14, 2025

Dr. Daniel Corr, President  
Arizona State Board of Education

Transmitted herewith is the Fiscal Year 2024 Quarter 4 report of the Arizona Department of Education, Empowerment Scholarship Account program, conducted pursuant to Title 7, Chapter 2, Article 15 of the Arizona Administrative Code.

Sincerely,

John Ward  
ESA Executive Director  
Arizona Department of Education



# Table of Contents

Introduction.....	1
Section 1: Students in the ESA Program .....	1
Section 2: Annual Award Amounts.....	4
Section 3: ESA Applications.....	4
Section 4: ESA Application Processing.....	5
Section 5: Parent Engagement and Feedback.....	7
Section 6: Private Financial Management Firm .....	8
Section 7: Appeals .....	10
Section 8: Audits.....	10
Section 9: Service Outages .....	12
Section 10: Merchant Category Codes (MCC) .....	12
Section 11: Purchase Review of Orders Submitted for Reimbursement .....	13
Section 12: Help Desk Tickets.....	13
Section 13: Contracts .....	15
Section 14: Allowable and Unallowable List.....	16
Section 15: ESA Annual Award Amounts .....	16
Board Requests.....	17
ESA Feedback Process.....	17
<u>Appendix A</u> .....	18
<u>Appendix B</u> .....	24

## Introduction

In accordance with the Arizona Administrative Code’s Article 15 Empowerment Scholarship Accounts, Rule 7-2-1503 (5) and (6), the Arizona Department of Education’s Empowerment Scholarship Account program presents this quarterly report to the Arizona State Board of Education (SBE). This report reflects data and information from Quarter 4 (April 1, 2024, to June 30, 2024) of fiscal year 2024. The following data is presented in the order of sequence in R7-2-1503.

## Section 1: Students in the ESA Program

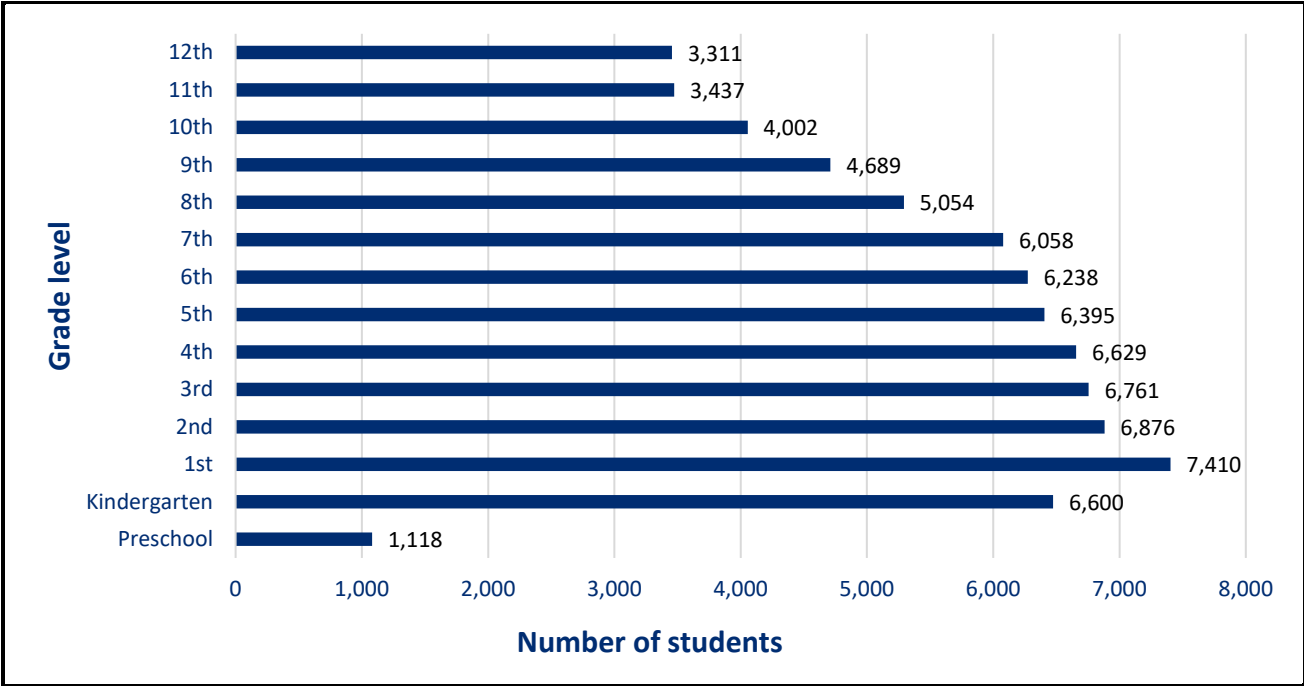
R7-2-1503(5)(a)

**Table 1: Number of students by eligibility category**

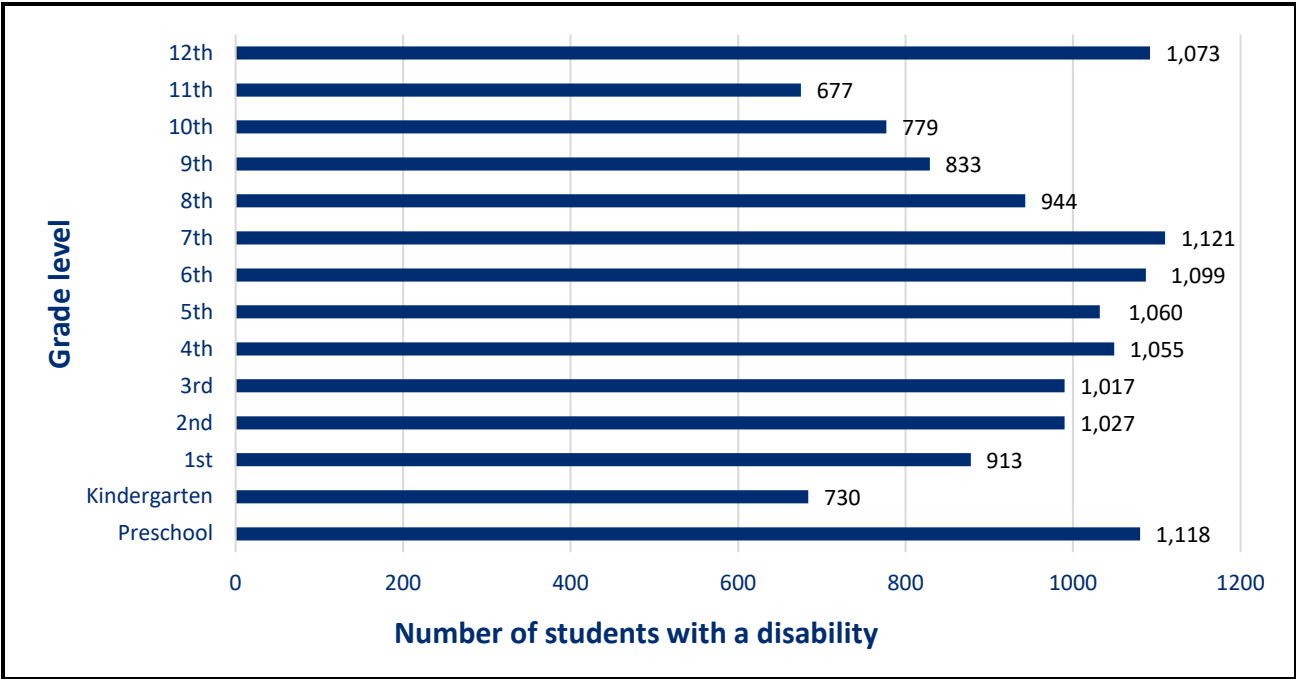
Eligibility category	Count
Ward of the Court—planned adoption	63
Parent is legally blind/deaf/hard of hearing	63
Attending D- or F-rated school	369
Previously in ESA program	372
Residing on a Native American reservation	385
Ward of the Court—adopted	515
Military—parent is active duty or was killed in the line of duty	1,108
Preschool—disability	1,118
Sibling of an ESA student	2,667
K-12—Disability	12,328
K-12—Universal	55,590
<b>Total</b>	<b>74,578</b>

(The list of school districts in whose boundaries these students live can be found in [Appendix A](#))

**Figure 1: Number of students by grade level**



**Figure 2: Number of students with a disability by grade level**



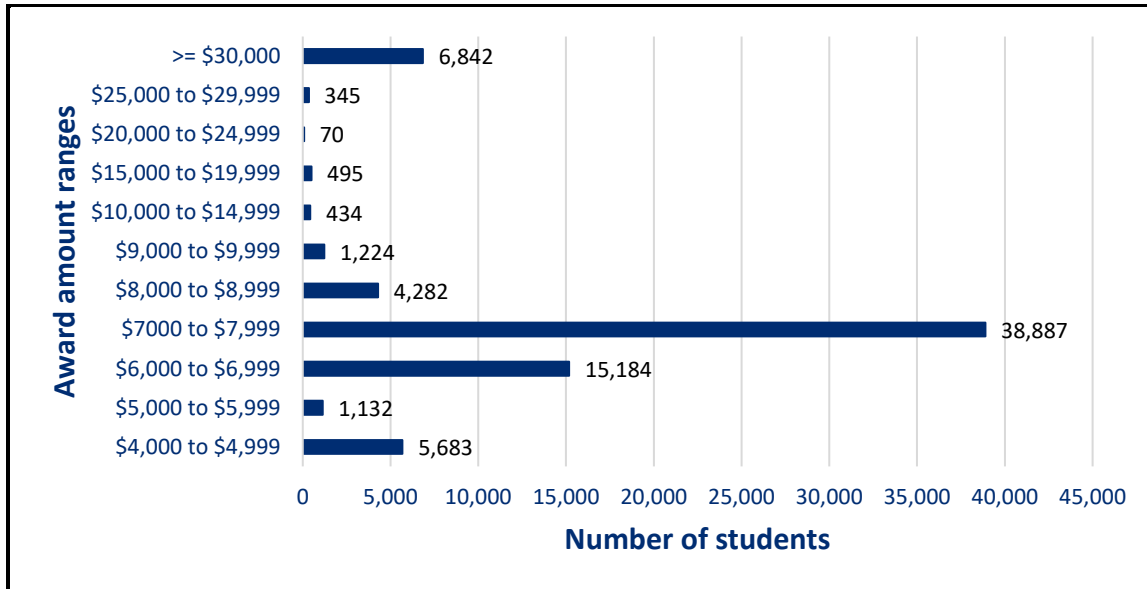
**Table 2: The number of students by disability category**

Disability type		Number of students
504 Plan	504 Plan – Rehabilitation act of 1973	812
A-R	Autism – Resource Room	5,087
A-SC	Autism – Self Contained Classroom	1,987
DD	Developmental Delay	704
ED	Emotional Disturbance	158
ED-P	Emotional Disability-Separate facility/Private Placement	50
HI	Hearing Impairment	124
MD-R	Multiple Disabilities – Resource Room	119
MD-SC	Multiple Disabilities – Self Contained Classroom	75
MD-SSI	Multiple Disabilities – Severe Sensory Impairment	121
MiID	Mild Intellectual Disability	110
MoID	Moderate Intellectual Disability	142
OHI	Other Health Impairment	953
OI-R	Orthopedic Impairment – Resource	70
OI-SC	Orthopedic Impairment – Self Contained Classroom	32
P-SD	Preschool – Severe Delay	224
SID-R	Severe Intellectual Disability – Resource	7
SID-SC	Severe Intellectual Disability – Self Contained Classroom	22
SLD	Specific Learning Disability	1,287
SLI	Speech or Language Impairment	1,252
TBI	Traumatic Brain Injury	7
VI	Visual Impairment	103
<b>Total</b>		<b>13,446</b>

## Section 2: Annual Award Amounts

R7-2-1503(5)(b)

**Figure 3: Number of students by award amount ranges**



(The number of students by award amounts can be found in [Appendix B](#))

## Section 3: ESA Applications

R7-2-1503(5)(c)

**Table 3: Applications received, approved, or denied in Quarter 4**

Application status	Number of applications
Received	1,303
Approved	1,133
Denied	58

**Note:** The number of applications received does not equal the sum of the applications approved and denied because some applications that we received were incomplete at the end of Quarter 4, but applicants still were within the timeframe to provide the necessary information to complete their applications. Additionally, some of the applications we received in Quarter 4 were incomplete and applicants never provided additional documents in the 30-day timeframe required by the ESA program to complete their applications, resulting in the applications being closed. These applications are not captured in either the approved or denied status categories. Lastly, some applicants submitted duplicate applications, which required ESA staff to disregard one of the



duplicated applications. These duplicated applications were included as “received” but not captured by either the approved or denied statuses.

**Table 4: Number of ESA applications denied by reason**

Denial reason	Number of applications denied
Requirement to be in a public school for 45 days was not met	12
Not attending a D- or F-rated school	7
Sibling is not current or previous ESA recipient	1
Does not meet age requirement for Pre-K with disability	1
Does not meet age requirement for K-12 eligibility	13
Not a previous ESA recipient	12
Applicant and/or student does not meet residency requirement	1
Student has completed 12th-grade cohort year	11
<b>Total</b>	<b>58</b>

## Section 4: ESA Application Processing

R7-2-1503(5)(d)

**Table 5: Applications processed by ESA program within 30 days of receipt**

Number of applications received in Quarter 4 and processed within 30 days	Percent of complete applications received in Quarter 4 and processed within 30 days	Average number of days to process applications received in Quarter 4	Number of administratively incomplete applications processed during Quarter 4
1,303 applications	100 percent	5 days <sup>1</sup>	940 applications <sup>2</sup>

<sup>1</sup> The average number of days to process applications in Quarter 3 and 4 is materially lower than in Quarter 2 due to fewer applications processed during Quarter 3 and 4. Many of the applications processed in Quarter 2 were spillover applications that were incomplete from Quarter 1, which had a heavy application volume. These Quarter 1 incomplete applications that spilled over into Quarter 2 (30-day window to complete the application did not close by end of Quarter 1) were not captured in our Quarter 2 report because we only reported on applications that were both received and processed (complete applications) within the same quarter. As a result, ESA staff processed far more applications in Quarter 2 than what was reported in that report’s Tables 3 and 5.

<sup>2</sup> This represents a number of unique ESA applications that were submitted by ESA applicants in an incomplete manner that did not allow

**Table 6: Number of administratively incomplete applications by reason**

Incomplete reason	Number of applications
Proof of residency was not submitted, incomplete, or unacceptable	627
Birth certificate is not a color copy or does not include full document	177
Application submitted too late for the applicable school year	145
Parent submitted disability documentation that was incomplete	65
Copy of qualified examiner’s license was not submitted with application for disability eligibility	35
Applicant could not demonstrate guardianship of student	27
Applicant not listed as parent of student on birth certificate	24
Parent submitted disability documentation that is expired	19
Student birth certificate not submitted	16
Supporting Independent Education Evaluation (IEE) documentation not submitted with application for disability eligibility	16
Birth certificate is blurry, corrupted, or illegible	11
Independent Education Evaluation (IEE) submitted but not completed by a qualified examiner	10
Unique reason not captured by other typical incomplete reasons	9
Applicant or student name does not match submitted supporting documentation	6
Applied for preschool but does not qualify under a preschool disability category	5
Foreign birth certificate not translated to English	5
Application submitted for incorrect grade level	3
Supporting documentation submitted in unallowable format	3
Submitted address is on a Native American Reservation but could not be verified	1
<b>Total</b>	<b>1,204<sup>3</sup></b>

ESA staff to complete a review of the ESA applications upon initial or subsequent application submissions. Ultimately, these applications were never completed during Quarter 4 and were approved or denied in Quarter 1 of fiscal year 2025. The incomplete ESA applications from fiscal year 2024 that were approved in fiscal year 2025 were approved for fiscal year 2025 funding and not for fiscal year 2024 Quarter 4 funding.

<sup>3</sup> The total number of incomplete reasons the ESA program assigned to ESA applications it received in Quarter 4 is greater than the number of administratively incomplete applications in Table 5 because some ESA applications were identified as incomplete over multiple submissions by applicants.

## Section 5: Parent Engagement and Feedback

R7-2-1503(5)(e)

**Table 7: Parent feedback and Department response**

Parent feedback	Department response
Delay in the process of reimbursements	The ESA Purchase Review team tracks and monitors completion times for reimbursement approvals. Our goal is to efficiently review and approve orders in a timely manner. We receive high volumes of reimbursement requests, which require more time and effort to review by ESA Staff. Additionally, the team is exploring strategies to address the high volume of reimbursement requests.
The processing time for purchases made through ClassWallet is currently experiencing a delay beyond the normal timeframe	The ESA team actively monitors and tracks order review times and strives to review orders as quickly as possible. Due to varying purchase volumes, there is not a normal timeframe for order reviews, as volume growth is the primary driving factor of review times. In response to this challenge, starting in Quarter 1 of fiscal year 2024 the ESA program has been collaborating with ClassWallet to implement automation processes intended to enhance the efficiency of purchase approvals.
Short notice on implementation of additional security measures	The ESA team continues to improve accountability in the ESA program. In May 2024, account holders received detailed information regarding additional security measures via email prior to implementation.
Delay in processing HelpDesk tickets	Helpdesk tickets are assigned and answered daily by staff, with a commitment to providing prompt responses. Each ticket will be addressed by the team most qualified to provide assistance with the specific question or concern.
Long wait times for phone assistance	Our team empathizes with account holders regarding hold times. To address this issue, the Department offers a callback feature as an alternative to waiting on hold. Additionally, our team is actively in the process of hiring more staff to better serve the high volume of calls.
Length of response time to emails	Our team empathizes with account holders regarding email response time. Our team is actively in the process of hiring more staff to better serve the high volume of emails.

## Section 6: Private Financial Management Firm

R7-2-1503(5)(f)

ClassWallet is the financial solutions vendor for Arizona’s ESA program.

**Table 8: Number of ESA accounts utilizing ClassWallet by eligibility category**

Eligibility category	Number of accounts
Ward of the Court—planned adoption	63
Parent is legally blind/deaf/hard of hearing	63
Attending D- or F-rated school	369
Previously on ESA program	372
Residing on a Native American reservation	385
Ward of the Court—adopted	515
Military—parent is active duty or killed in the line of duty	1,108
Preschool—disability	1,118
Sibling of an ESA student	2,667
K-12—Disability	12,328
K-12—Universal	55,590
<b>Total</b>	<b>74,578</b>

**Table 9: Number of providers and vendors on the ClassWallet platform**

ClassWallet vendors as of June 30, 2024
6,091

### Communications and training provided to parents on the ESA website

- **ClassWallet Resources and Tutorials**  
<https://www.azed.gov/esa/classwallet>
- **ESA Parent Handbook**  
<https://www.azed.gov/esa/parent-handbook>

**Table 10: Concerns from Parents to Department, Treasury, and ClassWallet and agency and vendor responses**

<b>Arizona Department of Education</b>	
<b>Concern</b>	<b>Department response</b>
Orders submitted through ClassWallet reimbursements queue are taking longer than thirty days to be reviewed	Reimbursement requests are some of the most involved and time-consuming transactions to review. The purchase Review team is working as efficiently as possible to review reimbursement requests for allowability. Over the last few quarters, the ESA program and ClassWallet have been working together closely to develop and implement key process improvements over purchase reviews and approvals. Account holders may utilize <i>Pay Vendor</i> or <i>Marketplace</i> on the ClassWallet platform for approved purchases. Your vendor may register with ClassWallet <a href="#">here</a> .
Delayed payments to vendors and requests for access to the prepaid debit card	As of February 8, 2023, the Department has placed a hold on the issuance of pre-paid debit cards, until further notice.
Length of wait times when calling the ESA Department Call Center	Our team empathizes with account holders regarding hold times. To address this issue, the Department offers a callback feature as an alternative to waiting on hold. Additionally, our team is actively in the process of hiring more staff to better serve the high volume of calls.
Length of wait times for receiving a response to emails being sent to the department.	Our team empathizes with account holders regarding email response time. Our team is actively in the process of hiring more staff to better serve the high volume of emails.
<b>Treasurer’s Office</b>	
<b>Concern</b>	<b>Agency response</b>
N/A	N/A
<b>ClassWallet</b>	
<b>Concern</b>	<b>Vendor response</b>
Delays in the approval of orders	It is the responsibility of the Arizona Department of Education to approve orders.  The ESA Program is tracking and monitoring the time to approve orders and is striving to approve them as quickly as possible.

<p>Slowness and complexity of the reimbursement process</p>	<p>Reimbursement requests are some of the most involved and time-consuming transactions to review. The purchase Review team is working as efficiently as possible to review reimbursement requests for allowability. Over the last few quarters, the ESA program and ClassWallet have been working together closely to develop and implement key process improvements over purchase reviews and approvals. Account holders may utilize <i>Pay Vendor</i> or <i>Marketplace</i> on the ClassWallet platform for approved purchases. Your vendor may register with ClassWallet <a href="#">here</a>.</p>
---	--

**Section 7: Appeals**

R7-2-1503(5)(g)

**Table 11: Appeals resolved prior to a hearing**

Appeal reason	Number resolved prior to hearing
Eligibility denied	8
Purchase rejected as unallowable	33
Other	8

**Section 8: Audits**

R7-2-1503(5)(h)

**Scope of audits**

All ESA applications for enrollment are reviewed by an ESA employee and an ESA special investigator audits applications on a risk basis to ensure that all eligibility information presented is valid and true.

Purchases paid with ESA funds are reviewed by one or more ESA or ClassWallet employees to ensure that purchases are allowable. Approved purchases are further audited on a random and risk basis by an ESA employee to ensure the validity of approved purchases.

**Table 12: Applications audited and their final status in Quarter 4**

Application status	Number of applications
Approved	1,133
Denied	58
Incomplete	100 <sup>4</sup>
Duplicate submission	12
<b>Audited</b>	<b>1,303</b>

**Table 13: Direct Pay, Marketplace, Reimbursement, and ClassWallet Debit Card orders reviewed, approved, or rejected by ESA staff in Quarter 4**

Order status	Number of orders
Reviewed	476,341
Approved	382,241
Rejected	13,518

**Note:** Some rejected orders lacked adequate supporting documentation at the time that parents submitted them in Quarter 4 of fiscal year 2024 but ultimately parents provided adequate supporting documentation in Quarter 1 of fiscal year 2025.

### Data and narratives of audit finding outcomes from Quarter 4

See Tables 12 and 13

The ESA program is working with ClassWallet to enhance purchase review functionality. These enhancements will include line-item purchase approval or denial, which currently does not exist for all payment methods on its platform. Presently, ESA purchase review staff must approve or deny orders in their entirety and cannot approve or deny individual items included in an order, for example those orders that are on a receipt submitted for reimbursement. When all payment methods allow for line-item approval or denial, the quarterly report following the total implementation of that functionality will include the total dollar value of items that were rejected because they were not allowable or adequate documentation was never provided.

---

<sup>4</sup> The number of incomplete applications reported in the fiscal year 2024 Quarter 3 report was 1,270 applications at the end of Quarter 3. However, the reported number actually represented the total number of applications that were incomplete sometime during Quarter 3, rather than those still incomplete at the end of the quarter, as the number is presented in Quarter 4.

## Section 9: Service Outages

R7-2-1503(5)(i)

**Table 14: Outages that cause a service delay in the ESA program**

Date	Outage description
4/27/2024	Down for scheduled system updates lasting 8 hours
5/16/2024	Down for scheduled system updates lasting 15 minutes
6/27/2024	Down for scheduled system updates lasting 10 minutes
6/28/2024	Phone system down lasting 15 minutes

## Section 10: Merchant Category Codes (MCC)

R7-2-1503(5)(j)

**Table 15: Merchant Category Code (MCC) expansions requests**

Request source	Date	MCC	Reason	MCC Allowed Yes/No	Reason	Consider changing
HelpDesk ticket	4/19/2024	5045	Debit card rejected at online merchant: TechBox	No	Merchant code includes non-educational goods	Not at this time.
Email	5/13/2024	5949	Debit card rejected at online merchant: The Woobles	No	Merchant code includes non-educational goods	Not at this time.
HelpDesk ticket	5/31/2024	8211	Debit card rejected at Christian Academy school	No	During this quarter, tuition payments to schools must be paid through <i>Pay Vendor</i> .	Not at this time.
HelpDesk ticket	6/06/2024	5815	Debit Card Rejected at online merchant: Ramsey Solutions	No	Merchant code includes non-educational goods	Not at this time.
HelpDesk ticket	6/08/2024	5732	Debit Card rejected at online merchant: ASUS ProArt USA	No	Merchant code includes non-educational goods	Not at this time.
HelpDesk ticket	6/18/2024	8211	Debit card rejected at online merchants: Teachers Pay Teachers	No	Merchant code blocked because it is designated for tuition payments	Not at this time.



			The Homestead Education		which cannot be paid with a debit card.	
Email	6/30/2024	5815	Debit Card Rejected at online merchant: Ramsey Solutions	No	Merchant code includes non-educational goods	Not at this time.

(MCC code expansions or exceptions have not been granted in Quarter 4)

## Section 11: Purchase Review of Orders Submitted for Reimbursement

R7-2-1503(5)(k)

**Table 16: Average number of days for reimbursement to be assigned, reviewed, and approved**

Reimbursement status	Number of days <sup>5</sup>
Assigned	NR
Reviewed	NR
Approved	NR

**Table 17: Number of approved and rejected reimbursements**

Number of approved reimbursements	Number of rejected reimbursements	Reimbursement rejection rate
152,307	3,353	2 percent

## Section 12: Help Desk Tickets

R7-2-1503(5)(l-m)

**Table 18: HelpDesk tickets not responded to within 3 business days**

Type of ESA HelpDesk ticket	Number of HelpDesk tickets not responded to within 3 days	Number of HelpDesk tickets	Percent of HelpDesk tickets not responded to within 3 days
Call Center	281	309	90.9%

<sup>5</sup> NR – Not Reported. ADE was unable to obtain reliable information to report for these measures. We are working to ensure this data is available in the next quarterly report.

Enrollment	2,541	2,894	87.8%
Purchase Review	913	1,239	73.7%
<b>Total</b>	<b>3,735</b>	<b>4,442</b>	<b>84.1%</b>

**The quantity of HelpDesk tickets prematurely closed and reopened**

The ESA HelpDesk ticket system currently does not have functionality to produce reports that show which tickets were reopened after being closed.

**Table 19: Quantity of escalated HelpDesk tickets by category type**

Category	Number	Percentage
Enrollment	62	31.5%
IT related	127	64.5%
Purchase Review	8	4%
<b>Total</b>	<b>197</b>	<b>100%</b>

**Average number of days to resolution**

The *Average number of days to resolution* on escalated HelpDesk Tickets cannot be reported this quarter because of functionality limitations in the HelpDesk Ticket system used by ADE. These limitations do not allow ADE to pull the data from the system to report this number. In previous quarterly reports, the *Average number of days to resolution* number that we reported was not accurately capturing this measure. The previously reported numbers were only reporting HelpDesk tickets that had a final resolution and not those that ESA holders had submitted but that had not yet been resolved by the ESA program. Moreover, it should be noted that most of the written requests for assistance that the ESA program receives are submitted by email from ESA holders. Requests for assistance submitted through the HelpDesk Ticket system account for a small portion of the written requests submitted to the ESA program. There is currently no process or capacity to track resolutions for written requests that were submitted by email. As a result, the substantive measure sought by SBE cannot currently be captured by the ESA program.

**Summary of resolutions**

This requirement was first applicable in Quarter 3 of fiscal year 2023. The ESA program will work with the State Board of Education (SBE) to clarify what information SBE is seeking for this reporting requirement.

## Section 13: Contracts

R7-2-1503(5)(n)(i-vi)

### Updates on the bidding process for all eligible Department contracts

#### State Treasurer's contract with private financial management firm

The State Treasurer's office initiated a Request for Proposal on March 27, 2023. The contract was awarded to ClassWallet on August 1, 2023, and signed on March 7, 2024, by all parties. It took effect July 12, 2024.

#### Conducting or contracting for annual audits

The ESA program does not contract with a firm to audit purchases made by ESA account holders because those audits are done by ESA and financial solutions vendor staff.

#### Conducting or contracting for random, quarterly, and annual audits

See response above.

#### Contracting with an independent third party for the purposes of determining whether a qualified student is eligible to receive educational therapies

In fiscal year 2023, Quarter 4, the Department of Education posted a Request for Proposal (RFP) on May 19, 2023, to solicit proposals from bidders to conduct independent third-party evaluations of qualified students to determine eligibility to receive educational therapies or services pursuant to A.R.S. §§15-2403(J) and 15-2402(B)(4)(c).

However, the Department cancelled the RFP on August 15, 2023, in the best interest of the State, because it was determined by statute that the contract must be competitively awarded to a single contractor. The RFP posted on May 19, 2023, allowed for multiple contractors to be awarded contracts, which necessitated its cancellation.

The Department of Education intends to develop an RFP to address this statutory requirement.

#### Contracting with a third-party to operate the call center

This portion of the Quarterly report is not applicable because the Department of Education currently has a dedicated ESA call center and does not contract with a third-party call center.

#### Any other eligible Department contracts pertaining to ESA

Not applicable.

## Section 14: Allowable and Unallowable List

R7-2-1503(5)(o)

The most recent unallowable list was posted on March 17, 2023. The list was revised by the Department to align with state statute and to also provide guidance and direction for account holders.

### Allowable List:

Allowable purchases are included in the ESA Parent Handbook, which is posted on the Department’s website at <https://www.azed.gov/esa/parent-handbook>. See “Approved Spending Categories for ALL Students” section of the Handbook. However, please note that the subsection titled “Supplementary Materials (no documentation needed)” is no longer applicable because, based on Solicitor General guidance, ALL supplementary materials now (beginning July 3, 2024) require account holders to submit curricula supporting the need for the supplementary material.

### Unallowable List:

<https://www.azed.gov/sites/default/files/2023/03/Published-Disallowable-List-2023-03-17.pdf>

## Section 15: ESA Annual Award Amounts

R7-2-1503(5)(p)

**Table 20: Approximations of the most common award amount**

<b>Average</b>	\$9,896
<b>Median</b>	\$7,409

ESA annual award amounts are determined by calculating 90 percent of the amount a student would have received in state funding had the student attended his or her school district of residence. Annual ESA awards are based on 7 funding variables in the following formula:

*((Support Level Weight + Group B Weight + ELL and MOWR Assistance Weight) X Base Amount X TEI X Grade Level Multiplier) + Charter Additional Assistance*

1. **Support Level**—additional per student funding for some students based on grade level and size of school district

2. **Group B**—additional funding for students with disabilities
3. **English Language Learners (ELL) and/or K-3 reading (MOWR program) funding**—additional per student funding authorized by state law for English Language Learners and for students in grades K-3 to ensure that students’ reading levels are appropriate before moving to grade 4 (Move On When Reading or MOWR)
4. **Base Amount**—per student funding amount authorized by state law
5. **Teacher Experience Index (TEI)**—additional funding for some school districts that have a higher average level of teacher experience than the state average
6. **Grade Level Multiplier**—funding multiplier of the Base Amount depending on whether students are in preschool or kindergarten (.5 multiplier) or in grades 1-12 (1.0 multiplier)
7. **Charter Additional Assistance**—additional funding per student authorized by state law

## Board Requests

R7-2-1503(5)(q)

Not applicable

## ESA Feedback Process

R7-2-1503(6)

The Department collects parent input and feedback regarding the ESA Program through an online form. The online form (link) may be submitted to parents through different channels of communication including but not limited to emails and through the ESA portal.

**Appendix A**  
**ESA students' school districts of residence**

School District	Number of ESA students residing in school district
Agua Fria Union High School District	570
Aguila Elementary School District	3
Ajo Unified School District	25
Alhambra Elementary School District	186
Altar Valley Elementary School District	57
Amphitheater Unified School District	1,367
Antelope Union High School District	31
Apache Elementary School District	7
Apache Junction Unified School District	432
Arlington Elementary School District	7
Ash Creek Elementary School District	25
Ash Fork Joint Unified School District	19
Avondale Elementary School District	509
Baboquivari Unified School District #40	5
Bagdad Unified School District	37
Balsz Elementary School District	100
Beaver Creek Elementary School District	62
Benson Unified School District	111
Bicentennial Union High School District	16
Bisbee Unified School District	42
Blue Elementary School District	2
Blue Ridge Unified School District No. 32	208
Bouse Elementary School District	1
Bowie Unified School District	1
Buckeye Elementary School District	439
Buckeye Union High School District	291
Bullhead City School District	85
Camp Verde Unified School District	216
Canon Elementary School District	17
Cartwright Elementary School District	327
Casa Grande Elementary School District	678
Casa Grande Union High School District	223
Catalina Foothills Unified School District	425

## Appendix A

### ESA students' school districts of residence

Cave Creek Unified School District	995
Cedar Unified School District	1
Chandler Unified School District #80	3,238
Chinle Unified School District	13
Chino Valley Unified School District	395
Clarkdale-Jerome Elementary School District	47
Cochise Elementary School District	2
Colorado City Unified School District	450
Colorado River Union High School District	54
Concho Elementary School District	66
Congress Elementary School District	12
Continental Elementary School District	70
Coolidge Unified School District	371
Cottonwood-Oak Creek Elementary School District	257
Crane Elementary School District	393
Creighton Elementary School District	414
Deer Valley Unified School District	4,025
Double Adobe Elementary School District	5
Douglas Unified School District	88
Duncan Unified School District	8
Dysart Unified School District	2,257
Elfrida Elementary School District	6
Eloy Elementary School District	28
Flagstaff Unified School District	967
Florence Unified School District	1,435
Flowing Wells Unified School District	173
Fort Huachuca Accommodation District	88
Fort Thomas Unified School District	61
Fountain Hills Unified School District	161
Fowler Elementary School District	145
Fredonia-Moccasin Unified School District	44
Gadsden Elementary School District	16
Ganado Unified School District	34
Gila Bend Unified School District	9
Gilbert Unified School District	2,825
Glendale Elementary School District	428

## Appendix A

### ESA students' school districts of residence

Glendale Union High School District	606
Globe Unified School District	60
Grand Canyon Unified School District	8
Hackberry School District	7
Hayden-Winkelman Unified School District	5
Heber-Overgaard Unified School District	27
Higley Unified School District	1,575
Hillside Elementary School District	3
Holbrook Unified School District	37
Humboldt Unified School District	908
Isaac Elementary School District	82
J O Combs Unified School District	839
Joseph City Unified School District	31
Kayenta Unified School District #27	11
Kingman Unified School District	737
Kirkland Elementary School District	7
Kyrene Elementary School District	1,213
Lake Havasu Unified School District	515
Laveen Elementary School District	397
Liberty Elementary School District	482
Litchfield Elementary School District	1,298
Littlefield Unified School District	12
Littleton Elementary School District	358
Madison Elementary School District	696
Maine Consolidated School District	22
Mammoth-San Manuel Unified School District	38
Marana Unified School District	1,428
Maricopa Unified School District	1,024
Mary C O'Brien Accommodation District	3
Mayer Unified School District	86
McNary Elementary School District	14
McNeal Elementary School District	8
Mesa Unified School District	4,069
Miami Unified School District	16
Mingus Union High School District	56
Mohave Valley Elementary School District	113



## Appendix A

### ESA students' school districts of residence

Mohawk Valley Elementary School District	14
Morenci Unified School District	18
Morristown Elementary School District	33
Murphy Elementary School District	26
Naco Elementary School District	7
Nadaburg Unified School District	238
Nogales Unified School District	271
Oracle Elementary School District	39
Osborn Elementary School District	181
Owens School District No.6	10
Page Unified School District #8	49
Palo Verde Elementary School District	42
Palominas Elementary School District 49	165
Paradise Valley Unified School District	3,058
Parker Unified School District	63
Patagonia Elementary School District	5
Patagonia Union High School District	22
Payson Unified School District	294
Peach Springs Unified School District	2
Pearce Elementary School District	16
Pendergast Elementary School District	406
Peoria Unified School District	2,891
Phoenix Elementary School District	228
Phoenix Union High School District	1,465
Picacho Elementary School District	4
Pima Unified School District	48
Pine Strawberry Elementary School District	20
Pinon Unified School District	4
Pomerene Elementary School District	4
Prescott Unified School District	787
Quartzsite Elementary School District	18
Queen Creek Unified School District	1,547
Ray Unified School District	32
Red Mesa Unified School District	14
Red Rock Elementary School District	49
Riverside Elementary School District	22

## Appendix A

### ESA students' school districts of residence

Roosevelt Elementary School District	803
Round Valley Unified School District	150
Sacaton Elementary School District	2
Saddle Mountain Unified School District	323
Safford Unified School District	140
Sahuarita Unified School District	734
Salome Consolidated Elementary School District	3
San Carlos Unified School District	113
San Simon Unified School District	11
Sanders Unified School District	24
Santa Cruz Elementary School District	24
Santa Cruz Valley Unified School District	138
Santa Cruz Valley Union High School District	22
Scottsdale Unified School District	3,777
Sedona-Oak Creek JUSD #9	143
Seligman Unified School District	13
Show Low Unified School District	387
Sierra Vista Unified School District	762
Skull Valley Elementary School District	8
Snowflake Unified School District	341
Solomon Elementary School District	29
Somerton Elementary School District	63
Sonoita Elementary School District	42
St David Unified School District	42
St Johns Unified School District	73
Stanfield Elementary School District	49
Sunnyside Unified School District	466
Superior Unified School District	17
Tanque Verde Unified School District	180
Tempe School District	577
Tempe Union High School District	701
Thatcher Unified School District	94
Tolleson Elementary School District	57
Tolleson Union High School District	305
Toltec School District	113
Tombstone Unified School District	95

## Appendix A

### ESA students' school districts of residence

Tonto Basin Elementary School District	8
Topock Elementary School District	8
Tuba City Unified School District #15	14
Tucson Unified School District	3,742
Union Elementary School District	89
Vail Unified School District	848
Valentine Elementary School District	3
Valley Union High School District	16
Vernon Elementary School District	32
Washington Elementary School District	1,377
Wellton Elementary School District	32
Whiteriver Unified School District	108
Wickenburg Unified School District	264
Willcox Unified School District	72
Williams Unified School District	75
Wilson Elementary School District	7
Window Rock Unified School District	200
Winslow Unified School District	72
Yarnell Elementary School District	12
Young Elementary School District	47
Yucca Elementary School District	13
Yuma Elementary School District	1,155
Yuma Union High School District	575
<b>Total</b>	<b>74,578</b>

## Appendix B

### Award amount frequency for ESA students

Award Amount	Number of ESA students receiving award amount
\$4,626	2,096
\$4,628	230
\$4,629	10
\$4,630	6
\$4,632	32
\$4,633	47
\$4,636	345
\$4,638	210
\$4,639	218
\$4,641	323
\$4,644	97
\$4,648	28
\$4,649	23
\$4,650	98
\$4,658	87
\$4,660	122
\$4,661	218
\$4,666	90
\$4,674	4
\$4,675	289
\$4,678	247
\$4,682	31
\$4,683	209
\$4,685	118
\$4,688	1
\$4,693	1
\$4,694	245
\$4,698	22
\$4,700	40
\$4,703	8
\$4,704	7

\$4,714	1
\$4,723	5
\$4,730	11
\$4,732	29
\$4,740	9
\$4,753	5
\$4,754	24
\$4,755	15
\$4,782	15
\$4,873	2
\$4,882	1
\$4,907	8
\$4,918	1
\$4,943	4
\$4,945	7
\$4,959	7
\$4,987	26
\$4,999	11
\$5,003	2
\$5,013	9
\$5,014	4
\$5,016	5
\$5,033	1
\$5,037	4
\$5,042	2
\$5,044	5
\$5,051	7
\$5,062	3
\$5,065	2
\$5,088	1
\$5,091	1
\$5,095	2
\$5,097	1
\$5,107	1
\$5,113	2

\$5,116	3
\$5,123	4
\$5,128	8
\$5,140	1
\$5,147	2
\$5,150	2
\$5,151	2
\$5,153	1
\$5,154	5
\$5,158	1
\$5,159	1
\$5,164	5
\$5,196	5
\$5,216	1
\$5,221	1
\$5,240	2
\$5,247	1
\$5,253	5
\$5,259	4
\$5,269	3
\$5,272	90
\$5,274	13
\$5,275	1
\$5,279	1
\$5,280	3
\$5,283	1
\$5,284	18
\$5,287	9
\$5,288	10
\$5,290	18
\$5,294	2
\$5,299	1
\$5,300	2
\$5,301	4
\$5,302	3

## Appendix B

### Award amount frequency for ESA students

\$5,311	2
\$5,314	8
\$5,315	14
\$5,317	1
\$5,321	8
\$5,332	18
\$5,336	8
\$5,341	8
\$5,345	8
\$5,356	9
\$5,360	2
\$5,363	2
\$5,379	1
\$5,400	1
\$5,402	1
\$5,425	2
\$5,430	1
\$5,447	2
\$5,450	3
\$5,464	1
\$5,513	4
\$5,527	1
\$5,570	1
\$5,615	7
\$5,633	3
\$5,677	1
\$5,690	1
\$5,697	248
\$5,699	29
\$5,705	3
\$5,706	3
\$5,710	39
\$5,713	31
\$5,714	29
\$5,717	81

\$5,722	6
\$5,727	1
\$5,728	1
\$5,729	7
\$5,730	2
\$5,740	22
\$5,744	18
\$5,745	32
\$5,752	9
\$5,764	35
\$5,769	19
\$5,773	6
\$5,774	3
\$5,775	26
\$5,779	18
\$5,791	44
\$5,799	1
\$5,803	1
\$5,804	1
\$5,807	4
\$5,841	1
\$5,874	5
\$5,905	1
\$5,913	1
\$5,945	1
\$5,967	1
\$6,966	9,147
\$6,969	722
\$6,971	58
\$6,973	26
\$6,977	142
\$6,978	229
\$6,984	1,307
\$6,988	894
\$6,989	978

\$6,992	1,218
\$6,999	463
\$7,006	161
\$7,008	157
\$7,009	326
\$7,010	129
\$7,011	10
\$7,024	474
\$7,029	490
\$7,031	875
\$7,040	370
\$7,054	25
\$7,055	951
\$7,056	127
\$7,062	1,318
\$7,068	177
\$7,070	1,211
\$7,075	578
\$7,079	3
\$7,088	5
\$7,091	1,056
\$7,098	81
\$7,103	117
\$7,108	62
\$7,109	66
\$7,128	5
\$7,144	27
\$7,158	42
\$7,161	119
\$7,189	34
\$7,201	94
\$7,202	81
\$7,220	22
\$7,253	61
\$7,409	6,577

## Appendix B

### Award amount frequency for ESA students

\$7,411	562
\$7,414	45
\$7,416	26
\$7,420	83
\$7,421	180
\$7,428	917
\$7,433	637
\$7,434	681
\$7,437	969
\$7,444	313
\$7,451	75
\$7,454	108
\$7,455	212
\$7,457	104
\$7,458	3
\$7,472	287
\$7,475	14
\$7,477	369
\$7,479	681
\$7,488	252
\$7,494	3
\$7,499	1
\$7,500	1
\$7,504	20
\$7,505	726
\$7,506	92
\$7,512	910
\$7,513	1
\$7,519	96
\$7,521	744
\$7,527	444
\$7,531	4
\$7,541	4
\$7,544	740
\$7,552	61

\$7,556	1
\$7,557	132
\$7,562	34
\$7,563	43
\$7,573	5
\$7,580	2
\$7,584	3
\$7,587	2
\$7,594	1
\$7,600	34
\$7,601	18
\$7,603	22
\$7,617	42
\$7,620	80
\$7,631	30
\$7,635	27
\$7,663	19
\$7,664	101
\$7,665	47
\$7,687	144
\$7,689	2
\$7,708	2
\$7,712	50
\$7,719	20
\$7,720	55
\$7,735	3
\$7,739	49
\$7,741	13
\$7,745	22
\$7,758	2,195
\$7,761	300
\$7,769	48
\$7,771	162
\$7,777	795
\$7,780	3

\$7,782	196
\$7,783	656
\$7,787	498
\$7,794	192
\$7,798	13
\$7,801	118
\$7,802	16
\$7,804	69
\$7,805	234
\$7,809	3
\$7,818	166
\$7,821	318
\$7,826	267
\$7,829	388
\$7,838	100
\$7,853	380
\$7,856	460
\$7,862	642
\$7,866	32
\$7,870	21
\$7,871	1,132
\$7,879	27
\$7,881	3
\$7,892	3
\$7,895	526
\$7,902	4
\$7,907	70
\$7,914	43
\$7,916	40
\$7,917	12
\$7,921	132
\$7,935	2
\$7,939	14
\$7,945	2
\$7,948	2

## Appendix B

### Award amount frequency for ESA students

\$7,956	1
\$7,957	10
\$7,960	10
\$7,964	2
\$7,967	1
\$7,970	41
\$7,971	949
\$7,990	5
\$7,991	1
\$7,993	9
\$7,998	2
\$8,000	373
\$8,004	1
\$8,008	9
\$8,012	1
\$8,013	12
\$8,015	41
\$8,016	21
\$8,018	4
\$8,021	5
\$8,022	34
\$8,024	22
\$8,030	3
\$8,032	15
\$8,035	12
\$8,038	1
\$8,042	21
\$8,045	16
\$8,072	37
\$8,073	17
\$8,078	25
\$8,094	12
\$8,102	3
\$8,130	79
\$8,139	3

\$8,148	15
\$8,152	3
\$8,154	37
\$8,160	1
\$8,161	20
\$8,169	3
\$8,181	23
\$8,182	15
\$8,183	18
\$8,188	30
\$8,217	22
\$8,222	1
\$8,229	7
\$8,232	16
\$8,240	6
\$8,241	13
\$8,244	9
\$8,249	9
\$8,250	52
\$8,251	2
\$8,258	631
\$8,261	72
\$8,264	1
\$8,267	4
\$8,271	7
\$8,273	18
\$8,280	98
\$8,285	74
\$8,287	59
\$8,288	1
\$8,291	125
\$8,298	1
\$8,299	23
\$8,307	4
\$8,311	40

\$8,313	5
\$8,317	1
\$8,327	2
\$8,330	26
\$8,332	15
\$8,334	4
\$8,336	43
\$8,338	63
\$8,339	61
\$8,342	27
\$8,346	14
\$8,350	36
\$8,358	3
\$8,368	1
\$8,370	104
\$8,377	78
\$8,381	16
\$8,385	5
\$8,386	1
\$8,387	73
\$8,394	35
\$8,399	3
\$8,400	1
\$8,401	7
\$8,402	7
\$8,407	14
\$8,413	21
\$8,414	61
\$8,423	5
\$8,429	11
\$8,434	15
\$8,435	17
\$8,436	8
\$8,439	5
\$8,444	1

## Appendix B

### Award amount frequency for ESA students

\$8,451	37
\$8,455	17
\$8,458	14
\$8,462	1
\$8,463	2
\$8,464	10
\$8,472	13
\$8,475	13
\$8,480	2
\$8,483	2
\$8,484	8
\$8,490	6
\$8,491	2
\$8,498	2
\$8,502	2
\$8,512	2
\$8,521	2
\$8,530	2
\$8,534	7
\$8,535	10
\$8,549	21
\$8,552	6
\$8,559	7
\$8,565	7
\$8,566	5
\$8,568	2
\$8,571	10
\$8,589	1
\$8,599	11
\$8,613	3
\$8,617	3
\$8,623	3
\$8,630	4
\$8,636	4
\$8,647	35

\$8,651	5
\$8,660	49
\$8,661	18
\$8,674	9
\$8,679	27
\$8,693	28
\$8,694	7
\$8,700	369
\$8,704	41
\$8,706	3
\$8,714	3
\$8,716	9
\$8,719	7
\$8,724	76
\$8,730	47
\$8,731	36
\$8,735	62
\$8,740	38
\$8,744	13
\$8,753	14
\$8,756	14
\$8,757	11
\$8,759	4
\$8,767	9
\$8,778	31
\$8,779	23
\$8,784	15
\$8,787	44
\$8,790	6
\$8,793	4
\$8,798	21
\$8,802	1
\$8,805	5
\$8,812	20
\$8,819	4

\$8,820	46
\$8,823	5
\$8,828	34
\$8,836	5
\$8,837	1
\$8,839	41
\$8,846	23
\$8,851	1
\$8,868	60
\$8,871	2
\$8,876	9
\$8,877	2
\$8,883	6
\$8,887	1
\$8,891	1
\$8,895	1
\$8,901	4
\$8,906	1
\$8,913	5
\$8,932	16
\$8,936	2
\$8,937	1
\$8,961	3
\$8,963	2
\$8,978	2
\$8,979	3
\$8,993	5
\$8,998	8
\$9,004	4
\$9,006	4
\$9,007	1
\$9,010	1
\$9,012	2
\$9,015	8
\$9,016	1



## Appendix B

### Award amount frequency for ESA students

\$9,030	6
\$9,035	2
\$9,037	3
\$9,045	1
\$9,046	20
\$9,049	1
\$9,050	123
\$9,053	17
\$9,055	1
\$9,063	5
\$9,066	7
\$9,069	9
\$9,071	1
\$9,073	43
\$9,078	1
\$9,079	33
\$9,081	24
\$9,084	3
\$9,085	41
\$9,089	2
\$9,093	2
\$9,094	11
\$9,101	1
\$9,103	9
\$9,106	4
\$9,107	17
\$9,113	11
\$9,123	14
\$9,128	19
\$9,134	13
\$9,137	37
\$9,148	11
\$9,166	16
\$9,170	41
\$9,178	42

\$9,182	39
\$9,187	1
\$9,189	23
\$9,209	2
\$9,210	8
\$9,218	36
\$9,219	1
\$9,225	1
\$9,231	1
\$9,233	7
\$9,237	1
\$9,241	3
\$9,244	4
\$9,246	2
\$9,250	5
\$9,261	1
\$9,285	1
\$9,292	10
\$9,293	15
\$9,295	2
\$9,300	2
\$9,304	2
\$9,312	32
\$9,313	9
\$9,324	1
\$9,330	175
\$9,336	17
\$9,337	2
\$9,343	2
\$9,346	30
\$9,347	14
\$9,366	1
\$9,385	17
\$9,386	16
\$9,421	4

\$9,436	4
\$9,446	1
\$9,453	7
\$9,464	4
\$9,473	1
\$9,510	6
\$9,532	25
\$9,536	1
\$9,538	3
\$9,543	1
\$9,549	3
\$9,551	1
\$9,558	1
\$9,580	2
\$9,593	3
\$9,601	1
\$9,604	2
\$9,606	4
\$9,614	3
\$9,619	1
\$9,630	3
\$9,634	3
\$9,652	1
\$9,696	1
\$9,699	2
\$9,704	3
\$9,727	1
\$9,729	1
\$9,734	4
\$9,737	1
\$9,742	2
\$9,750	3
\$9,756	1
\$9,765	3
\$9,766	1

## Appendix B

### Award amount frequency for ESA students

\$9,770	7
\$9,795	1
\$9,813	2
\$9,840	1
\$9,892	1
\$9,902	1
\$9,938	1
\$9,951	3
\$9,966	1
\$9,971	3
\$10,059	2
\$10,067	2
\$10,082	3
\$10,090	4
\$10,096	1
\$10,103	2
\$10,168	1
\$10,192	1
\$10,255	1
\$10,259	1
\$10,270	1
\$10,347	1
\$10,371	1
\$10,400	2
\$10,622	3
\$10,627	1
\$10,645	1
\$10,721	1
\$11,083	1
\$11,611	1
\$11,655	1
\$11,661	1
\$11,808	1
\$13,002	150
\$13,007	29

\$13,027	1
\$13,040	22
\$13,050	22
\$13,052	22
\$13,059	28
\$13,073	1
\$13,088	1
\$13,093	2
\$13,128	2
\$13,138	1
\$13,142	29
\$13,161	6
\$13,169	1
\$13,196	17
\$13,209	12
\$13,227	15
\$13,238	11
\$13,256	1
\$13,274	20
\$13,299	1
\$13,514	1
\$13,585	1
\$13,721	1
\$13,842	1
\$14,404	1
\$14,447	1
\$15,178	4
\$15,235	1
\$15,238	1
\$15,255	7
\$15,262	2
\$15,263	1
\$15,324	1
\$15,410	1
\$15,503	1

\$15,603	7
\$15,610	4
\$15,649	1
\$15,662	1
\$15,665	6
\$15,680	6
\$15,687	1
\$15,691	1
\$15,717	1
\$15,727	5
\$15,742	2
\$15,751	2
\$15,799	1
\$15,854	1
\$15,878	1
\$15,881	1
\$15,894	1
\$15,921	1
\$15,960	2
\$15,973	1
\$17,870	49
\$17,878	6
\$17,906	1
\$17,924	6
\$17,939	3
\$17,942	5
\$17,949	125
\$17,951	9
\$17,957	17
\$17,972	2
\$17,986	4
\$18,001	2
\$18,004	9
\$18,007	1
\$18,011	1

## Appendix B

### Award amount frequency for ESA students

\$18,018	10
\$18,022	13
\$18,031	23
\$18,052	2
\$18,072	3
\$18,073	2
\$18,081	2
\$18,083	1
\$18,088	9
\$18,099	1
\$18,131	1
\$18,146	1
\$18,148	4
\$18,152	17
\$18,168	5
\$18,180	3
\$18,193	1
\$18,209	2
\$18,229	6
\$18,249	11
\$18,261	9
\$18,264	1
\$18,268	1
\$18,275	15
\$18,281	2
\$18,282	1
\$18,291	8
\$18,294	1
\$18,325	1
\$18,335	2
\$18,342	15
\$18,363	4
\$18,374	1
\$18,391	1
\$18,448	1

\$18,451	1
\$18,552	1
\$18,688	1
\$18,696	1
\$18,743	1
\$18,767	1
\$18,836	1
\$19,160	1
\$19,179	1
\$19,332	1
\$20,935	7
\$20,944	2
\$21,000	1
\$21,021	1
\$21,032	1
\$21,057	1
\$21,168	2
\$21,175	2
\$21,263	1
\$21,290	1
\$21,321	1
\$21,377	5
\$21,401	2
\$21,416	1
\$21,443	1
\$21,444	2
\$21,461	3
\$21,477	3
\$21,510	1
\$21,539	1
\$21,598	1
\$21,623	1
\$21,727	1
\$21,736	1
\$21,741	3

\$21,772	1
\$21,791	1
\$21,793	1
\$21,811	1
\$21,854	1
\$21,877	1
\$21,889	1
\$21,948	2
\$21,965	1
\$21,973	1
\$22,067	2
\$22,091	1
\$22,122	1
\$22,271	2
\$22,338	1
\$22,375	1
\$22,471	1
\$22,648	1
\$22,699	1
\$24,168	1
\$24,211	1
\$26,521	15
\$26,534	2
\$26,578	1
\$26,628	3
\$26,647	8
\$26,679	1
\$26,711	1
\$26,734	1
\$26,775	1
\$26,832	1
\$26,951	2
\$26,964	10
\$26,980	6
\$27,030	1

## Appendix B

### Award amount frequency for ESA students

\$27,045	1
\$27,049	1
\$27,092	1
\$27,124	4
\$27,125	3
\$27,170	1
\$27,207	1
\$27,270	1
\$27,313	12
\$27,326	4
\$27,353	1
\$27,371	3
\$27,399	4
\$27,421	2
\$27,426	3
\$27,442	8
\$27,471	1
\$27,474	2
\$27,522	3
\$27,577	1
\$27,580	1
\$27,598	2
\$27,620	2
\$27,630	1
\$27,738	2
\$27,751	4
\$27,781	3
\$27,822	1
\$27,927	4
\$27,983	1
\$28,020	3
\$28,070	17
\$28,159	1
\$28,182	2
\$28,188	2

\$28,224	9
\$28,269	3
\$28,287	2
\$28,295	14
\$28,314	4
\$28,338	1
\$28,343	1
\$28,359	1
\$28,366	2
\$28,398	2
\$28,400	3
\$28,414	1
\$28,430	1
\$28,443	2
\$28,512	9
\$28,525	2
\$28,526	2
\$28,546	1
\$28,557	3
\$28,565	1
\$28,573	1
\$28,603	3
\$28,626	3
\$28,627	1
\$28,632	1
\$28,648	1
\$28,667	6
\$28,680	2
\$28,683	3
\$28,715	2
\$28,733	2
\$28,738	1
\$28,744	1
\$28,755	2
\$28,757	1

\$28,758	3
\$28,782	1
\$28,784	2
\$28,787	3
\$28,808	1
\$28,838	1
\$28,848	2
\$28,859	1
\$28,861	4
\$28,868	3
\$28,889	1
\$28,941	1
\$28,976	1
\$28,982	2
\$29,003	1
\$29,008	3
\$29,016	2
\$29,030	1
\$29,051	1
\$29,060	1
\$29,067	2
\$29,077	1
\$29,087	3
\$29,107	2
\$29,137	1
\$29,144	2
\$29,166	1
\$29,179	3
\$29,198	2
\$29,205	2
\$29,208	5
\$29,209	3
\$29,224	1
\$29,235	1
\$29,281	1

## Appendix B

### Award amount frequency for ESA students

\$29,311	3
\$29,320	1
\$29,321	1
\$29,329	1
\$29,344	1
\$29,355	2
\$29,358	1
\$29,400	1
\$29,401	2
\$29,433	1
\$29,435	1
\$29,484	2
\$29,513	1
\$29,542	1
\$29,556	2
\$29,588	1
\$29,636	1
\$29,709	1
\$29,744	2
\$29,780	1
\$29,844	1
\$29,876	2
\$30,013	1
\$30,037	1
\$30,087	1
\$30,111	1
\$30,248	2
\$30,588	1
\$33,453	282
\$33,468	34
\$33,516	1
\$33,525	7
\$33,560	23
\$33,589	16
\$33,595	36

\$33,612	640
\$33,614	64
\$33,628	77
\$33,641	1
\$33,655	5
\$33,656	2
\$33,675	3
\$33,685	25
\$33,712	6
\$33,715	7
\$33,720	101
\$33,725	11
\$33,749	40
\$33,755	93
\$33,774	172
\$33,810	8
\$33,815	23
\$33,838	5
\$33,851	39
\$33,857	4
\$33,866	1
\$33,872	10
\$33,876	25
\$33,885	26
\$33,895	211
\$33,905	10
\$33,911	19
\$33,959	3
\$33,961	6
\$33,969	7
\$33,971	29
\$33,999	21
\$34,003	29
\$34,004	18
\$34,006	5

\$34,012	131
\$34,014	1
\$34,033	14
\$34,035	1
\$34,039	13
\$34,041	54
\$34,054	396
\$34,058	42
\$34,066	32
\$34,070	53
\$34,071	1
\$34,079	3
\$34,083	1
\$34,089	2
\$34,091	28
\$34,099	4
\$34,100	4
\$34,117	1
\$34,119	2
\$34,121	10
\$34,123	19
\$34,125	2
\$34,128	8
\$34,158	5
\$34,161	2
\$34,164	64
\$34,165	99
\$34,168	12
\$34,171	10
\$34,173	1
\$34,193	37
\$34,199	32
\$34,203	121
\$34,205	2
\$34,219	121

## Appendix B

### Award amount frequency for ESA students

\$34,224	55
\$34,225	4
\$34,232	1
\$34,241	9
\$34,244	120
\$34,248	2
\$34,254	85
\$34,257	4
\$34,260	33
\$34,265	4
\$34,266	1
\$34,269	1
\$34,277	3
\$34,285	58
\$34,286	6
\$34,293	1
\$34,299	24
\$34,302	2
\$34,309	2
\$34,318	15
\$34,322	6
\$34,324	1
\$34,331	19
\$34,333	1
\$34,353	11
\$34,354	25
\$34,358	1
\$34,364	1
\$34,366	3
\$34,382	17
\$34,384	8
\$34,385	3
\$34,387	114
\$34,389	30
\$34,398	1

\$34,404	262
\$34,408	48
\$34,418	10
\$34,420	47
\$34,425	1
\$34,428	8
\$34,430	1
\$34,432	1
\$34,443	1
\$34,447	7
\$34,450	8
\$34,453	15
\$34,456	3
\$34,457	2
\$34,460	57
\$34,468	3
\$34,478	16
\$34,480	1
\$34,491	21
\$34,495	1
\$34,499	1
\$34,507	1
\$34,508	11
\$34,511	5
\$34,513	76
\$34,514	1
\$34,515	22
\$34,527	1
\$34,530	1
\$34,532	1
\$34,542	41
\$34,544	1
\$34,549	81
\$34,559	1
\$34,560	1

\$34,563	3
\$34,568	177
\$34,570	1
\$34,574	6
\$34,582	1
\$34,585	3
\$34,602	1
\$34,607	8
\$34,610	19
\$34,615	48
\$34,616	6
\$34,618	11
\$34,636	6
\$34,647	1
\$34,649	40
\$34,652	13
\$34,653	55
\$34,654	1
\$34,658	1
\$34,662	3
\$34,667	5
\$34,668	15
\$34,671	27
\$34,677	26
\$34,682	1
\$34,691	1
\$34,692	2
\$34,695	1
\$34,703	8
\$34,705	36
\$34,711	1
\$34,718	2
\$34,719	5
\$34,721	1
\$34,730	1

## Appendix B

### Award amount frequency for ESA students

\$34,737	30
\$34,745	3
\$34,746	18
\$34,763	1
\$34,768	24
\$34,775	1
\$34,787	10
\$34,797	19
\$34,800	3
\$34,803	24
\$34,807	3
\$34,810	102
\$34,819	2
\$34,825	3
\$34,827	2
\$34,828	1
\$34,829	1
\$34,833	1
\$34,840	55
\$34,841	32
\$34,865	26
\$34,882	7
\$34,885	1
\$34,893	16
\$34,900	1
\$34,904	1
\$34,908	2
\$34,911	1
\$34,912	1
\$34,919	1
\$34,937	4
\$34,949	49
\$34,965	62
\$34,968	7
\$34,970	1

\$34,984	4
\$34,988	1
\$35,004	76
\$35,008	1
\$35,009	4
\$35,028	42
\$35,031	1
\$35,045	1
\$35,046	3
\$35,053	2
\$35,055	76
\$35,057	2
\$35,058	1
\$35,061	1
\$35,070	4
\$35,081	2
\$35,096	5
\$35,098	1
\$35,113	1
\$35,122	1
\$35,132	1
\$35,133	1
\$35,137	1
\$35,146	4
\$35,162	1
\$35,166	1
\$35,167	1
\$35,169	1
\$35,171	2
\$35,175	4
\$35,181	1
\$35,182	1
\$35,191	76
\$35,198	1
\$35,223	3

\$35,240	1
\$35,257	1
\$35,259	1
\$35,260	1
\$35,262	1
\$35,278	1
\$35,285	2
\$35,300	5
\$35,305	3
\$35,310	2
\$35,339	13
\$35,366	1
\$35,391	8
\$35,404	1
\$35,420	1
\$35,424	2
\$35,464	47
\$35,466	1
\$35,478	1
\$35,522	1
\$35,566	2
\$35,607	1
\$35,624	1
\$35,628	48
\$35,629	97
\$35,639	1
\$35,669	1
\$35,695	1
\$35,712	1
\$35,725	4
\$35,794	89
\$35,806	1
\$35,816	2
\$35,822	1
\$35,828	1

## Appendix B

### Award amount frequency for ESA students

\$35,833	1
\$35,841	2
\$35,858	4
\$35,884	2
\$35,905	1
\$35,976	1
\$35,981	4
\$35,992	2
\$36,009	2
\$36,031	1
\$36,046	1
\$36,157	3
\$36,193	2
\$36,210	10
\$36,292	1
\$36,324	1
\$36,355	3
\$36,442	5
\$36,476	1
\$36,509	1
\$36,698	1
\$36,743	1
\$36,819	1
\$36,913	1
\$36,925	3
\$36,989	2
\$36,995	1
\$37,021	1
\$37,104	2
\$37,149	1
\$37,321	1
\$37,345	1
\$37,353	1
\$37,367	4
\$37,373	1

\$37,427	1
\$37,453	1
\$37,520	2
\$37,578	2
\$37,717	1
\$37,781	2
\$37,801	1
\$37,858	1
\$37,877	1
\$37,898	1
\$37,982	1
\$38,234	1
\$38,378	2
\$38,435	3
\$38,585	1
\$39,719	1
\$42,118	12
\$42,138	3
\$42,255	3
\$42,291	2
\$42,299	2
\$42,323	5
\$42,560	11
\$42,580	2
\$42,625	1
\$42,694	1
\$42,699	1
\$42,743	1
\$42,768	2
\$42,819	1
\$42,867	1
\$42,910	9
\$42,930	4
\$42,931	3
\$42,972	2

\$43,020	1
\$43,048	4
\$43,073	2
\$43,085	1
\$43,093	1
\$43,100	3
\$43,117	1
\$43,153	1
\$43,170	1
\$43,269	1
\$43,273	1
\$43,370	1
\$43,383	2
\$43,407	3
\$43,423	4
\$43,492	1
\$43,598	1
\$43,602	1
\$43,619	3
\$43,623	1
\$43,668	3
\$43,733	2
\$43,904	7
\$44,458	3
\$44,666	2
<b>Total</b>	<b>74,578</b>



