



# **Exceptional Student Services (ESS) Special Education Advisory Panel (SEAP)**

Indicator 8 for Federal Fiscal Year 2023 State  
Performance Plan and  
Annual Performance Report

November 19, 2024

# State Performance Plan Indicators

Summarized Descriptions of  
IDEA Part B Indicators

1: Graduation

2: Dropout

3: Assessment

4: Discipline  
Removal Rates  
(A: all IEPs, B: by  
race/Ethnicity)

5: School-Age  
Educational  
Environments

6: Preschool  
Educational  
Environments

7: Preschool  
Outcomes

8: Parent  
Involvement

9:  
Disproportionality  
in Identification  
by Race/Ethnicity

10:  
Disproportionality  
in Identification  
by Race/Ethnicity  
and Disability


11: Child Find


12: Preschool  
Transition

13: Secondary  
Transition

14: Post School  
Outcomes

15: Resolution  
Sessions

 Rounded edges = Performance  
Indicators, State establishes targets

 Square edges = Compliance  
Indicators, targets are set by OSEP

Indicator 16:  
Mediation

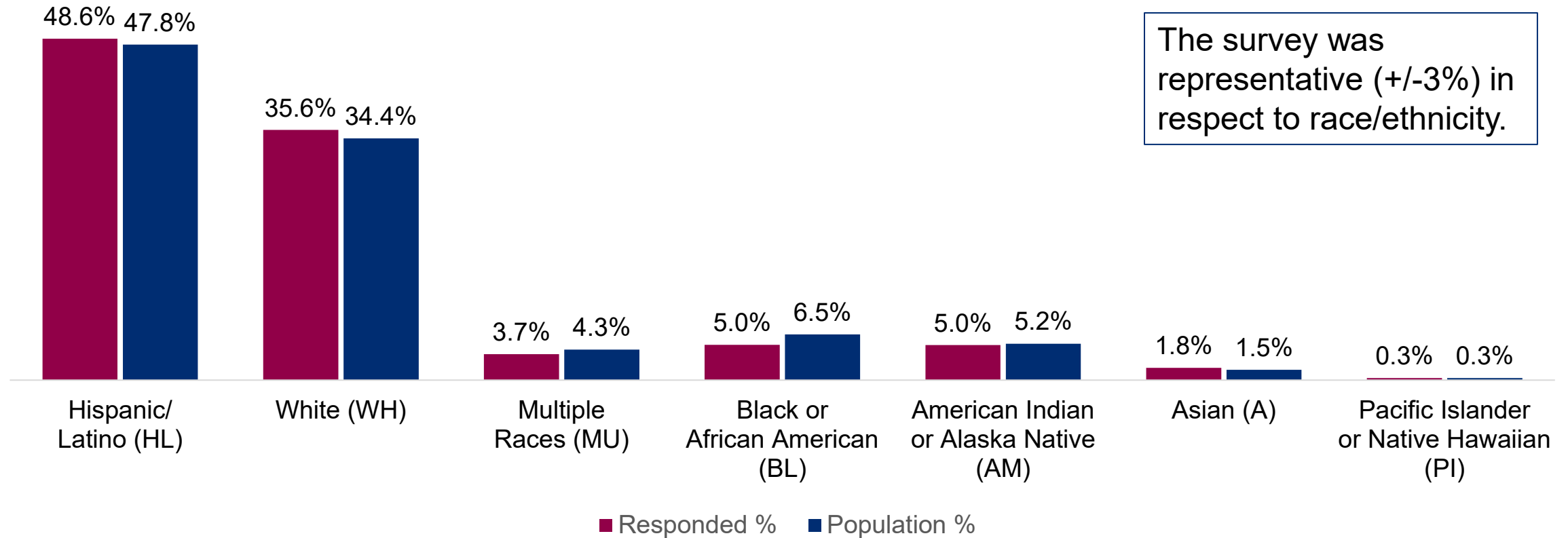
17: State Systemic  
Improvement Plan

18: General  
Supervision

## Indicator 8: Parent Involvement Introduction

- Percent of parents with a child receiving special education services who report that schools facilitated parent involvement as a means of improving services and results for children with disabilities
- Data Source: Annual parent survey

# Indicator 8: Responses by Race/Ethnicity, SY 2023–2024



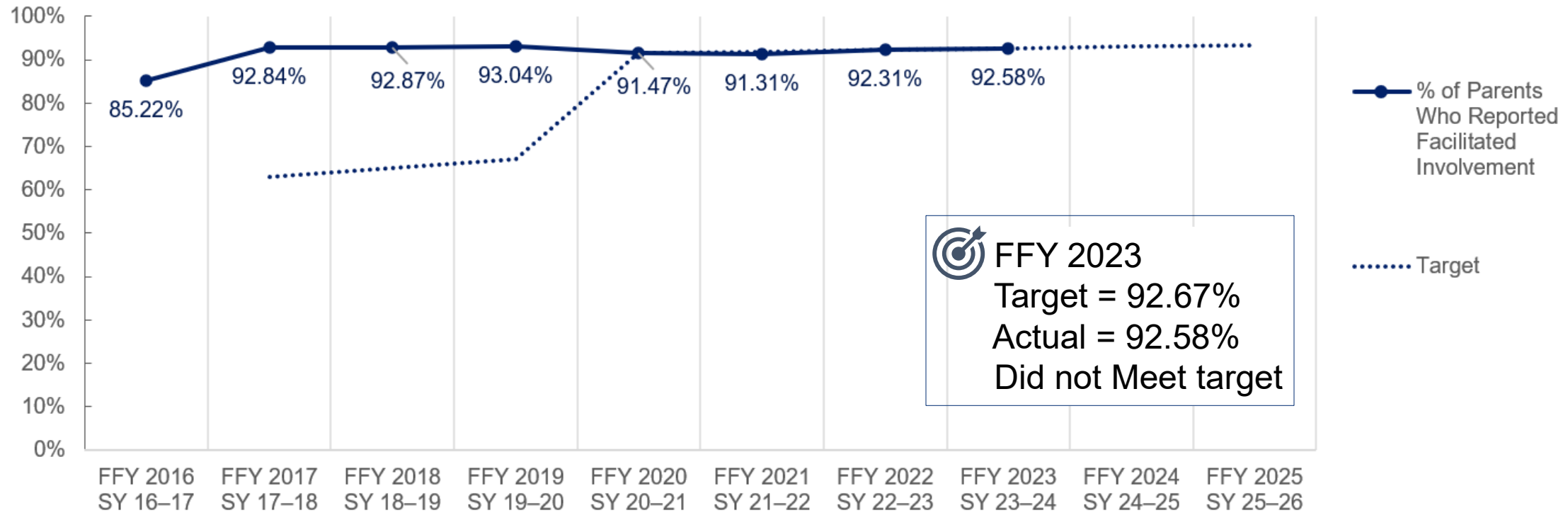
	HL	W	MU	BL	AM	AS	PI
Responded %	48.6%	35.6%	3.7%	5.0%	5.0%	1.8%	0.3%
Population %	47.8%	34.4%	4.3%	6.5%	5.2%	1.5%	0.3%

# % Agreement by Question on the Parent Involvement Survey, SY 2023–2024

Survey Question	% Agreement (strongly agree or agree)
#1: I work together with the IEP team as an equal partner to develop my or my child's IEP.	98.09%
2: I feel comfortable telling my ideas about how well special education services meet my or my child's needs.	95.82%
#3: The teacher(s) keep(s) in touch with me regularly about my or my child's progress.	86.74%
#4: My relationship with the school staff has a positive effect on my or my child's education.	94.35%
#5: Administrators are available to discuss my questions or concerns.	92.11%
#6: My school helps me play an active role in my or my child's education.	92.73%
#7: The school explains what choices I have if we disagree.	83.15%
#8: Overall, I am satisfied with how my or my child's school makes it easy for me to be involved.	92.58%

# Indicator 8: Historical, Current, and Target Data

Percent of Parents Who Reported that the School Facilitated Parent Involvement



FFY	2016	2017	2018	2019	2020	2021	2022	2023	2024
<b>Target</b>	61.00%	63.00%	65.00%	67.00%	91.47%	91.87%	92.27%	92.67%	93.07%
<b>Actual Data</b>	85.22%	92.84%	92.87%	93.04%	91.47%	91.31%	92.31%	92.58%	TBD



## Contact Us

Team web page: <https://www.azed.gov/specialeducation/sppapr>

Team email: [ESSOperations@azed.gov](mailto:ESSOperations@azed.gov)

Stefanie Sharkey: Parent Involvement Survey Coordinator