



Arizona Empowerment Scholarship Account (ESA) Program

**Fiscal Year 2024 Quarter 3 Report to
Arizona State Board of Education**



ARIZONA DEPARTMENT OF EDUCATION

We are a service organization committed to raising academic outcomes and empowering parents.

Arizona Department of Education

Superintendent **Tom Horne**

Deputy Superintendent **Margaret Dugan**

Empowerment Scholarship Account Program

Executive Director **John Ward**

Deputy Director **Christine Sbarcea**

Enrollment Manager **Ricca Sanchez**

Purchase Review Manager **Camille Aguilar**

Call Center Manager **Laura Aguirre**

Contact Information

Arizona Department of Education

ESA Department

1535 W. Jefferson Street

Phoenix, AZ 85007

602-364-1969

www.azed.gov/esa

esacallcenter@azed.gov



August 7, 2024

Dr. Daniel Corr, President
Arizona State Board of Education

Transmitted herewith is the Fiscal Year 2024 Quarter 3 report of the Arizona Department of Education, Empowerment Scholarship Account program, conducted pursuant to Title 7, Chapter 2 Article 15 of the Arizona Administrative Code.

Sincerely,

John Ward
ESA Executive Director
Arizona Department of Education



Table of Contents

Introduction.....	1
Section 1: Students in the ESA Program	1
Section 2: Annual Award Amounts.....	4
Section 3: ESA Applications.....	4
Section 4: ESA Application Processing.....	5
Section 5: Parent Engagement and Feedback.....	7
Section 6: Private Financial Management Firm	8
Section 7: Appeals	10
Section 8: Audits.....	11
Section 9: Service Outages	12
Section 10: Merchant Category Codes (MCC Codes).....	12
Section 11: Purchase Review of Orders Submitted for Reimbursement	13
Section 12: Help Desk Tickets.....	14
Section 13: Contracts	15
Section 14: Allowable and Unallowable List.....	16
Section 15: ESA Annual Award Amounts	17
Board Requests.....	17
ESA Feedback Process.....	17
<u>Appendix A</u>	18
<u>Appendix B</u>	24

Introduction

In accordance with the Arizona Administrative Code’s Article 15 Empowerment Scholarship Accounts, Rule 7-2-1503 (5) and (6), the Arizona Department of Education’s Empowerment Scholarship Account program presents this quarterly report to the Arizona State Board of Education (SBE). This report reflects data and information from Quarter 3 (January 1, 2024, to March 31, 2024), of fiscal year 2024. The following data is presented in the order of sequence in R7-2-1503.

Section 1: Students in the ESA Program

R7-2-1503(5)(a)

Table 1: Number of students by eligibility category

Eligibility category	Count
Ward of the Court—planned adoption	62
Parent is legally blind/deaf/hard of hearing	67
Previously in ESA program	271
Attending D- or F-rated school	395
Residing on a Native American reservation	423
Ward of the Court—adopted	530
Preschool—disability	1,080
Military—parent is active duty or was killed in the line of duty	1,144
Sibling of an ESA student	2,692
K-12—Disability	12,136
K-12—Universal	56,196
Total	74,996

(The associated list of school districts can be found in [Appendix A](#))

Figure 1: Number of students by grade level

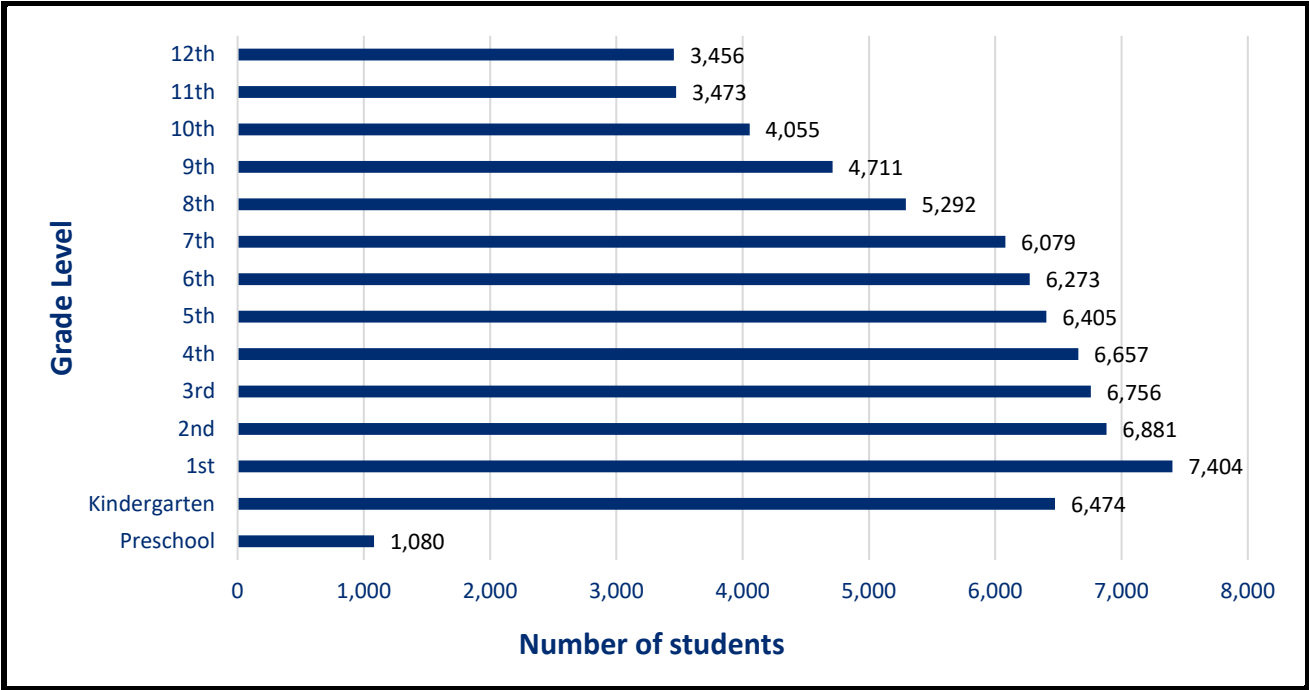


Figure 2: Number of students with a disability by grade level

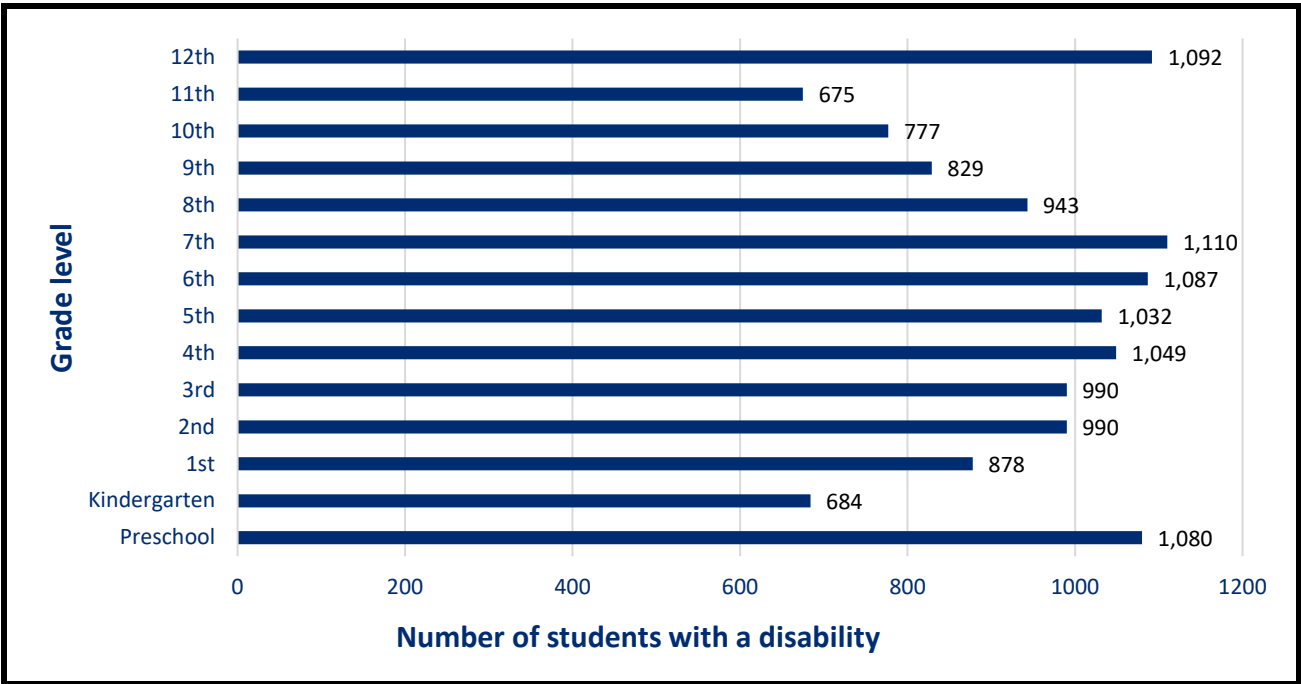


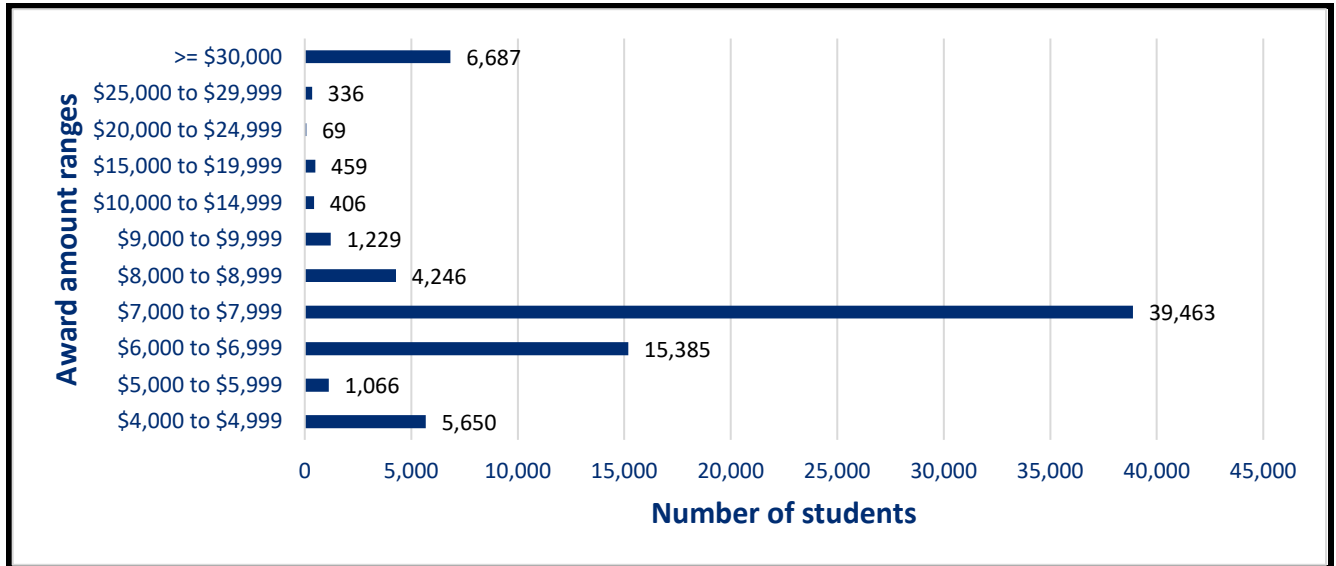
Table 2: The number of students by disability category

Disability type		Number of students
504 Plan	504 Plan – Rehabilitation act of 1973	831
A-R	Autism – Resource Room	4,805
A-SC	Autism – Self Contained Classroom	1,908
DD	Developmental Delay	760
ED	Emotional Disturbance	154
ED-P	Emotional Disability-Separate facility/Private Placement	51
HI	Hearing Impairment	127
MD-R	Multiple Disabilities – Resource Room	112
MD-SC	Multiple Disabilities – Self Contained Classroom	74
MD-SSI	Multiple Disabilities – Severe Sensory Impairment	120
MiID	Mild Intellectual Disability	116
MoID	Moderate Intellectual Disability	136
OHI	Other Health Impairment	916
OI-R	Orthopedic Impairment – Resource	71
OI-SC	Orthopedic Impairment – Self Contained Classroom	31
P-SD	Preschool – Severe Delay	369
SID-R	Severe Intellectual Disability – Resource	7
SID-SC	Severe Intellectual Disability – Self Contained Classroom	21
SLD	Specific Learning Disability	1,265
SLI	Speech or Language Impairment	1,240
TBI	Traumatic Brain Injury	7
VI	Visual Impairment	95
Total		13,216

Section 2: Annual Award Amounts

R7-2-1503(5)(b)

Figure 3: Number of students by award amount ranges



(The number of students by award amounts can be found in [Appendix B](#))

Section 3: ESA Applications

R7-2-1503(5)(c)

Table 3: Applications received, approved, or denied in Quarter 3

Application status	Number of applications
Received	4,543
Approved	3,903
Denied	83

Note: The number of applications received does not equal the sum of the applications approved and denied because some applications that we received were incomplete at the end of Quarter 3, but applicants still were within the timeframe to provide information to complete their applications. Additionally, some of the applications we received in Quarter 3 were incomplete and applicants never provided additional documents in the 30-day timeframe required by the ESA program to complete their applications, resulting in the applications being closed. These applications are not captured in either the approved or denied status categories. Lastly, some applicants submitted duplicate applications, which required ESA staff to disregard one of the duplicated applications. These duplicated applications were not captured by either the approved or denied statuses.

Table 4: Number of ESA applications denied by reason

Denial reason	Number of applications denied
45 days in a public-school requirement not met	26
Not attending a D- or F-rated school	13
Sibling is not current or previous ESA recipient	13
Does not meet age requirement for Pre-K with disability	11
Does not meet age requirement for K-12 eligibility	9
Not a previous ESA recipient	9
Applicant and/or student does not meet residency requirement	2
Total	83

Section 4: ESA Application Processing

R7-2-1503(5)(d)

Table 5: Applications processed by ESA program within 30 days of receipt

Number of applications received in Quarter 3 and processed within 30 days	Percent of complete applications received in Quarter 3 and processed within 30 days	Average number of days to process applications received in Quarter 3	Number of administratively incomplete applications processed during Quarter 3
4,543 applications	100 percent	4 days ¹	1,270 applications ²

¹ The average number of days to process applications in Quarter 3 is materially lower than in Quarter 2 due to fewer applications processed during Quarter 3. Many of the applications processed in Quarter 2 were spillover applications that were incomplete from Quarter 1, which had a heavy application volume. These Quarter 1 incomplete applications that spilled over into Quarter 2 (30-day window to complete the application did not close by end of Quarter 1) were not captured in our Quarter 2 report because we only reported on applications that were both received and processed (complete applications) within the same quarter. As a result, ESA staff processed far more applications in Quarter 2 than what was reported in that report’s Tables 3 and 5.

² This represents a number of unique ESA applications that were submitted by ESA applicants in an incomplete manner that did not allow ESA staff to complete a review of the ESA applications upon initial or subsequent application submissions. Ultimately, these applications never submitted complete documentation and their ESA applications were closed with no action taken.

Table 6: Number of administratively incomplete applications by reason

Incomplete reason	Number of applications
Proof of residency was not submitted, incomplete, or unacceptable	973
Birth certificate is not a color copy or does not include full document	221
Student applied as a student with a disability but no documentation was submitted to support the eligibility	67
Applicant could not demonstrate guardianship of student	59
Parent submitted disability documentation that was incomplete	51
Student birth certificate not submitted	48
Parent submitted disability documentation that is expired	44
Copy of qualified examiner’s license was not submitted with application for disability eligibility	41
Applicant not listed as parent of student on birth certificate	32
Birth certificate is blurry, corrupted, or illegible	26
Supporting Independent Education Evaluation (IEE) documentation not submitted with application for disability eligibility	15
Grade level does not match the student's grade level progression	14
Unique reason not captured by other typical incomplete reasons	14
Applicant or student name does not match submitted supporting documentation	12
Independent Education Evaluation (IEE) submitted but not completed by a qualified examiner	10
Proof of previous qualifying Student Tuition Organization (STO) scholarship not provided	7
Foreign birth certificate not translated to English	6
Supporting documentation submitted in unallowable format	4
Submitted address is on a Native American Reservation but could not be verified	3
Supporting military documentation not submitted to demonstrate student eligibility because parent is active duty or killed in the line of duty	3
Applied for preschool but does not qualify under a preschool disability category	1
Total	1,651³

³ The total number of incomplete reasons the ESA program assigned to ESA applications it received in Quarter 3 is greater than the number of administratively incomplete applications in Table 5 because some ESA applications were identified as incomplete over multiple submissions by applicants.

Section 5: Parent Engagement and Feedback

R7-2-1503(5)(e)

Table 7: Parent feedback and Department response

Parent feedback	Department response
Delay in the process of reimbursements	The ESA Purchase Review team tracks and monitors completion times for reimbursement approvals. Our goal is to efficiently review and approve orders in a timely manner. We receive high volumes of reimbursement requests, which require more time and effort to review by ESA Staff. Additionally, the team is exploring strategies to address the high volume of reimbursement requests.
The processing time for purchases made through ClassWallet is currently experiencing a delay beyond the normal timeframe	The ESA team actively monitors and tracks order review times and strives to review orders as quickly as possible. Due to varying purchase volumes, there is not a normal timeframe for order reviews, as volume growth is the primary driving factor of review times. In response to this challenge, the ESA program has been collaborating with ClassWallet, starting in Quarter 1 of fiscal year 2024, to implement automation processes intended to enhance the efficiency of purchase approvals.
Debit cards requests	As of February 8, 2023, the Department has placed a hold on the issuance of pre-paid debit cards, until further notice.
Delay in processing HelpDesk tickets	Helpdesk tickets are assigned and answered daily by ESA staff, with a commitment to providing prompt responses. Each ticket will be addressed by the team most qualified to provide assistance with the specific question or concern.
Long wait times for phone assistance	Our team empathizes with account holders regarding hold times. To address this issue, the Department offers a call back feature as an alternative to waiting on hold. Additionally, our team is actively in the process of hiring more staff to better serve the high volume of calls.
Length of response time to emails	Our team empathizes with account holders regarding email response time. Our team is actively in the process of hiring more staff to better serve the high volume of emails.

Section 6: Private Financial Management Firm

R7-2-1503(5)(f)

ClassWallet is the financial solutions vendor for Arizona’s ESA program.

Table 8: Number of ESA account utilizing ClassWallet by eligibility category

Eligibility category	Number of accounts
Ward of the Court—planned adoption	62
Parent is legally blind/deaf/hard of hearing	67
Previously in ESA program	271
Attending D- or F-rated school	395
Residing on a Native American reservation	423
Ward of the Court—adopted	530
Preschool—disability	1,080
Military—parent is active duty or killed in the line of duty	1,144
Sibling of an ESA student	2,692
K-12—Disability	12,136
K-12—Universal	56,196
Total	74,996

Table 9: Number of providers and vendors on the ClassWallet platform

ClassWallet vendors as of March 31, 2024
6,075

Communications and training provided to parents on the ESA website

- **ClassWallet Resources and Tutorials**
<https://www.azed.gov/esa/classwallet>
- **ESA Parent Handbook**
<https://www.azed.gov/esa/parent-handbook>

Table 10: Concerns from Parent to Department, Treasury, and ClassWallet and agency and vendor responses

Arizona Department of Education	
Concern	Department response
Orders submitted through ClassWallet reimbursements queue are taking longer than thirty days to be reviewed	Reimbursement requests are some of the most involved and time-consuming transactions to review. The purchase Review team is working as efficiently as possible to review reimbursement requests for allowability. Over the last few quarters, the ESA program and ClassWallet have been working together closely to develop and implement key process improvements over purchase reviews and approvals. Account holders may utilize <i>Pay Vendor</i> or <i>Marketplace</i> on the ClassWallet platform for approved purchases. Your vendor may register with ClassWallet here .
Delayed payments to vendors and requests for access to the prepaid debit card	As of February 8, 2023, the Department has placed a hold on the issuance of pre-paid debit cards, until further notice.
Length of wait times when calling the ESA Department Call Center	Our team empathizes with account holders regarding hold times. To address this issue, the Department offers a callback feature as an alternative to waiting on hold. Additionally, our team is actively in the process of hiring more staff to better serve the high volume of calls.
Length of wait times for receiving a response to emails being sent to the department.	Our team empathizes with account holders regarding email response time. Our team is actively in the process of hiring more staff to better serve the high volume of emails.
Treasurer’s Office	
Concern	Agency response
N/A	N/A

ClassWallet	
Concern	Vendor response
Delays in the approval of orders	It is the responsibility of the Arizona Department of Education to approve orders. The ESA Program is tracking and monitoring the time to approve orders and is striving to approve them as quickly as possible.
Slowness and complexity of the reimbursement process	Reimbursement requests are some of the most involved and time-consuming transactions to review. The purchase Review team is working as efficiently as possible to review reimbursement requests for allowability. Over the last few quarters, the ESA program and ClassWallet have been working together closely to develop and implement key process improvements over purchase reviews and approvals. Account holders may utilize <i>Pay Vendor</i> or <i>Marketplace</i> on the ClassWallet platform for approved purchases. Your vendor may register with ClassWallet here .

Section 7: Appeals

R7-2-1503(5)(g)

Table 11: Appeals resolved prior to a hearing

Appeal reason	Number resolved prior to hearing
Eligibility denied	4
Purchase rejected as unallowable	3
Other	0

Section 8: Audits

R7-2-1503(5)(h)

Scope of audits

All ESA applications for enrollment are reviewed by an ESA employee and an ESA special investigator audits applications on a risk basis to ensure that all eligibility information presented is valid and true.

Purchases paid with ESA funds are reviewed by one or more ESA or ClassWallet employees to ensure that purchases are allowable. Approved purchases are further audited on a random and risk basis by an ESA employee to ensure the validity of approved purchases.

Table 12: Applications audited and final status in Quarter 3

Application status	Number of applications
Approved	3,903
Denied	83
Incomplete	1,270 ⁴
Duplicate submission	13
Audited	4,543

Table 13: Direct Pay, Marketplace, Reimbursement, and ClassWallet Debit Card orders reviewed, approved, or rejected by ESA staff in Quarter 3

Order status	Number of orders
Reviewed	447,629
Approved	410,647
Rejected	3,357

Note: Some rejected orders lacked adequate supporting documentation at the time that parents submitted them in Quarter 3 of fiscal year 2024 but ultimately parents provided adequate supporting documentation in Quarter 4 of fiscal year 2024.

⁴ This represents the number of ESA applications for which ESA applicants did not submit complete documentation by the end of Quarter 3 (March 31, 2024) and as a result, ESA staff could not approve or deny the applications. These incomplete ESA applications may have been approved or denied in Quarter 4 if the ESA applicants submitted complete documentation that allowed the ESA staff to review.

Data and narratives of audit finding outcomes from Quarter 3

See Tables 12 and 13

The ESA program is working with ClassWallet to enhance purchase review functionality. These enhancements will include line-item purchase approval or denial, which currently does not exist for payment methods on its platform. Presently, ESA purchase review staff must approve or deny orders in their entirety and cannot approve or deny individual items included in an order, for example those orders that are on a receipt submitted for reimbursement. When all payment methods allow for line-item approval or denial, the quarterly report following the total implementation of that functionality will include the total dollar value of items that were rejected because they were not allowable or adequate documentation was never provided.

Section 9: Service Outages

R7-2-1503(5)(i)

Table 14: Outages that cause a service delay in the ESA program

Date	Outage description
3/5/2024	Intermittent issues accessing student accounts via the internal ESA Portal lasting 1 hour and 40 minutes
3/9/2024	Down for system upgrades lasting 4 hours
3/28/2024	Phone system down lasting just over 30 minutes

Section 10: Merchant Category Codes (MCC)

R7-2-1503(5)(j)

Table 15: Merchant Category Code (MCC) expansions requests

Request source	Date	MCC	Reason	MCC Allowed Yes/No	Reason	Consider changing
HelpDesk ticket	1/06/2024	5732	Debit card rejected at online merchant: Bambu Lab	No	Merchant code includes non-educational goods	Not at this time.

HelpDesk ticket	1/21/2024	N/A	Debit card rejected at online merchant: Microsoft	N/A	MCC code was not provided.	N/A
HelpDesk ticket	2/05/2024	5940	Debit Card rejected at online merchant: Global Bikes & E-Bikes	No	Merchant code includes non-educational goods	Not at this time.
HelpDesk ticket	2/06/2024	8211	Debit card rejected at online merchants: Teachers Pay Teachers The Homestead Education	No	MCC code blocked from paying businesses with this associated MCC code. Tuition to schools must be paid through <i>Pay Vendor</i> .	Not at this time
HelpDesk ticket	3/18/2024	5945	Debit Card Rejected at Lego Education	No	Merchant code includes non-educational goods	Not at this time.
HelpDesk ticket	3/25/2024	N/A	Debit card rejected at merchant: The Art Store LLC	No	MCC code was not provided.	N/A
Helpdesk ticket	4/19/2023	5045	Debit Card rejected at online merchant: Tech-Box for Nikko (Online Subscription)	No	Merchant code includes non-educational goods	Not at this time.

(MCC code expansions or exceptions have not been granted in Quarter 3)

Section 11: Purchase Review of Orders Submitted for Reimbursement

R7-2-1503(5)(k)

Table 16: Average number of days for reimbursement to be assigned, reviewed, and approved

Reimbursement status	Number of days ⁵
Assigned	1.5
Reviewed	13
Approved	13

⁵ The number of days by reimbursement status in Table 16 are materially lower than in the previous quarter because of changes in procedures that were tested in Quarter 3.

Table 17: Number of approved and rejected reimbursements

Number of approved reimbursements	Number of rejected reimbursements	Reimbursement rejection rate
133,598	1,527	1 percent

Section 12: Help Desk Tickets

R7-2-1503(5)(l-m)

Table 18: HelpDesk tickets not responded to within 3 business days

Type of ESA HelpDesk ticket	Number of HelpDesk tickets not responded to within 3 days	Number of HelpDesk tickets	Percent of HelpDesk tickets not responded to within 3 days
Call Center	206	232	88.8%
Enrollment	916	1,390	65.9%
Purchase Review	1,679	1,698	98.9%
Total	2,801	3,320	84.3%

The quantity of HelpDesk tickets prematurely closed and reopened

The ESA HelpDesk ticket system currently does not have functionality to produce reports that show which tickets were reopened after being closed.

Table 19: Quantity of escalated HelpDesk tickets by category type

Category	Number	Percentage
Enrollment	76	47%
IT related	49	30%
Purchase Review	38	23%
Total	163	100%

Average number of days to resolution

On average, HelpDesk tickets were resolved in 8 days.

Summary of resolutions

This requirement was first applicable in Quarter 3 of fiscal year 2023. The ESA program will work with the State Board of Education (SBE) to clarify what information SBE is seeking for this reporting requirement.

Section 13: Contracts

R7-2-1503(5)(n)(i-vi)

Updates on the bidding process for all eligible Department contracts

State Treasurer's contract with private financial management firm

The State Treasurer's office initiated a Request for Proposal on March 27, 2023. The contract was awarded to ClassWallet on August 1, 2023 and signed on March 7, 2024 by all parties. It took effect July 12, 2024.

Conducting or contracting for annual audits

The ESA program does not contract with a firm to audit purchases made by ESA account holders because those audits are done by ESA and financial solutions vendor staff.

Conducting or contracting for random, quarterly, and annual audits

See response above.

Contracting with an independent third party for the purposes of determining whether a qualified student is eligible to receive educational therapies

In fiscal year 2023, Quarter 4, the Department of Education posted a Request for Proposal (RFP) on May 19, 2023 to solicit proposals from bidders to conduct independent third-party evaluations of qualified students to determine eligibility to receive educational therapies or services pursuant to A.R.S. §§15-2403(J) and 15-2402(B)(4)(c).

However, the Department cancelled the RFP on August 15, 2023 in the best interest of the State, because it was determined by statute that the contract must be competitively awarded to a single contractor. The RFP posted on May 19, 2023, allowed for multiple contractors to be awarded contracts, which necessitated its cancellation.

The Department of Education intends to develop an RFP to address this statutory requirement.

Contracting with a third-party to operate the call center

This portion of the Quarterly report is not applicable because the Department of Education currently has a dedicated ESA call center and does not contract with a third-party call center.

Any other eligible Department contracts pertaining to ESA

Not applicable.

Section 14: Allowable and Unallowable List

R7-2-1503(5)(o)

The most recent unallowable list was posted on March 17, 2023. The list was revised by the Department to align with state statute and to also provide guidance and direction for account holders.

Allowable List:

Allowable purchases are included in the ESA Parent Handbook, which is posted on the Department's website at [ESA-2023-24-Parent-Handbook-FINAL-PROOF.pdf](https://www.azed.gov/sites/default/files/2023/03/Parent-Handbook-FINAL-PROOF.pdf). See "Approved Spending Categories for ALL Students" section of the Handbook. However, please note that the subsection titled "Supplementary Materials (no documentation needed)" is no longer applicable because, based on Solicitor General guidance, ALL supplementary materials now (beginning July 3, 2024) require account holders to submit curricula supporting the need for the supplementary material.

Unallowable List:

<https://www.azed.gov/sites/default/files/2023/03/Published-Disallowable-List-2023-03-17.pdf>

Section 15: ESA Annual Award Amounts

R7-2-1503(5)(p)

Table 20: Approximations of the most common award amount

Average	\$9,818
Median	\$7,409

ESA annual award amounts are determined by calculating 90 percent of the amount a student would have received in state funding had the student attended his or her school district of residence. Annual ESA awards are based on 7 funding variables in the following formula:

$((\text{Support Level Weight} + \text{Group B Weight} + \text{ELL and MOWR Assistance Weight}) \times \text{Base Amount} \times \text{TEI} \times \text{Grade Level Multiplier}) + \text{Charter Additional Assistance}$

1. **Support Level**—additional per student funding for some students based on grade level and size of school district
2. **Group B**—additional funding for students with disabilities
3. **English Language Learners (ELL) and/or K-3 reading (MOWR program) funding**—additional per student funding authorized by state law for English Language Learners and for students in grades K-3 to ensure that students’ reading levels are appropriate before moving to grade 4 (Move On When Reading or MOWR)
4. **Base Amount**—per student funding amount authorized by state law
5. **Teacher Experience Index (TEI)**—additional funding for some school districts that have a higher average level of teacher experience than the state average
6. **Grade Level Multiplier**—funding multiplier of the Base Amount depending on whether students are in preschool or kindergarten (.5 multiplier) or in grades 1-12 (1.0 multiplier)
7. **Charter Additional Assistance**—additional funding per student authorized by state law

Board Requests

R7-2-1503(5)(q)

Not applicable

ESA Feedback Process

R7-2-1503(6)

The Department collects parent input and feedback regarding the ESA Program through an online form. The online form (link) may be submitted to parents through different channels of communication including but not limited to emails and through the ESA portal.

Appendix A
ESA students' school districts of residence

School district	Number of ESA students residing in school district
Agua Fria Union High School District	411
Aguila Elementary School District	2
Ajo Unified School District	23
Alhambra Elementary School District	213
Altar Valley Elementary School District	60
Amphitheater Unified School District	1,413
Antelope Union High School District	23
Apache Elementary School District	7
Apache Junction Unified School District	423
Arlington Elementary School District	8
Ash Creek Elementary School District	25
Ash Fork Joint Unified School District	19
Avondale Elementary School District	546
Baboquivari Unified School District #40	5
Bagdad Unified School District	37
Balsz Elementary School District	105
Beaver Creek Elementary School District	64
Benson Unified School District	107
Bicentennial Union High School District	10
Bisbee Unified School District	41
Blue Elementary School District	2
Blue Ridge Unified School District No. 32	204
Bonita Elementary School District	2
Bouse Elementary School District	1
Bowie Unified School District	1
Buckeye Elementary School District	475
Buckeye Union High School District	198
Bullhead City School District	97
Camp Verde Unified School District	210
Canon Elementary School District	18
Cartwright Elementary School District	370
Casa Grande Elementary School District	740

Appendix A

ESA students' school districts of residence

Casa Grande Union High School District	157
Catalina Foothills Unified School District	429
Cave Creek Unified School District	1,001
Cedar Unified School District	1
Chandler Unified School District #80	3,261
Chinle Unified School District	14
Chino Valley Unified School District	389
Clarkdale-Jerome Elementary School District	49
Cochise Elementary School District	2
Colorado City Unified School District	440
Colorado River Union High School District	34
Concho Elementary School District	69
Congress Elementary School District	15
Continental Elementary School District	78
Coolidge Unified School District	377
Cottonwood-Oak Creek Elementary School District	248
Crane Elementary School District	438
Creighton Elementary School District	456
Deer Valley Unified School District	4,026
Double Adobe Elementary School District	5
Douglas Unified School District	90
Duncan Unified School District	8
Dysart Unified School District	2,246
Elfrida Elementary School District	10
Eloy Elementary School District	30
Flagstaff Unified School District	973
Florence Unified School District	1,406
Flowing Wells Unified School District	176
Fort Huachuca Accommodation District	102
Fort Thomas Unified School District	66
Fountain Hills Unified School District	161
Fowler Elementary School District	160
Fredonia-Moccasin Unified School District	44
Gadsden Elementary School District	17

Appendix A
ESA students' school districts of residence

Ganado Unified School District	35
Gila Bend Unified School District	7
Gilbert Unified School District	2,848
Glendale Elementary School District	470
Glendale Union High School District	471
Globe Unified School District	59
Grand Canyon Unified School District	8
Hackberry School District	8
Hayden-Winkelman Unified School District	4
Heber-Overgaard Unified School District	27
Higley Unified School District	1,586
Hillside Elementary School District	3
Holbrook Unified School District	36
Humboldt Unified School District	895
Isaac Elementary School District	87
J O Combs Unified School District	827
Joseph City Unified School District	33
Kayenta Unified School District #27	11
Kingman Unified School District	728
Kirkland Elementary School District	8
Kyrene Elementary School District	1,361
Lake Havasu Unified School District	518
Laveen Elementary School District	430
Liberty Elementary School District	510
Litchfield Elementary School District	1,439
Littlefield Unified School District	12
Littleton Elementary School District	383
Madison Elementary School District	807
Maine Consolidated School District	23
Mammoth-San Manuel Unified School District	35
Marana Unified School District	1,450
Maricopa Unified School District	1,007
Mary C O'Brien Accommodation District	3
Mayer Unified School District	86

Appendix A

ESA students' school districts of residence

McNary Elementary School District	14
McNeal Elementary School District	7
Mesa Unified School District	4,062
Miami Unified School District	16
Mingus Union High School District	55
Mohave Valley Elementary School District	119
Mohawk Valley Elementary School District	16
Morenci Unified School District	17
Morristown Elementary School District	32
Murphy Elementary School District	28
Naco Elementary School District	7
Nadaburg Unified School District	235
Nogales Unified School District	274
Oracle Elementary School District	41
Osborn Elementary School District	220
Owens School District No.6	11
Page Unified School District #8	47
Palo Verde Elementary School District	51
Palominas Elementary School District 49	180
Paradise Valley Unified School District	3,102
Parker Unified School District	63
Patagonia Elementary School District	8
Patagonia Union High School District	15
Payson Unified School District	293
Peach Springs Unified School District	2
Pearce Elementary School District	18
Pendergast Elementary School District	439
Peoria Unified School District	2,897
Phoenix Elementary School District	253
Phoenix Union High School District	1,159
Picacho Elementary School District	6
Pima Unified School District	44
Pine Strawberry Elementary School District	21
Pinon Unified School District	4

Appendix A
ESA students' school districts of residence

Pomerene Elementary School District	5
Prescott Unified School District	783
Quartzsite Elementary School District	18
Queen Creek Unified School District	1,537
Ray Unified School District	31
Red Mesa Unified School District	15
Red Rock Elementary School District	54
Riverside Elementary School District	26
Roosevelt Elementary School District	900
Round Valley Unified School District	147
Sacaton Elementary School District	3
Saddle Mountain Unified School District	309
Safford Unified School District	137
Sahuarita Unified School District	719
Salome Consolidated Elementary School District	5
San Carlos Unified School District	143
San Simon Unified School District	11
Sanders Unified School District	24
Santa Cruz Elementary School District	27
Santa Cruz Valley Unified School District	137
Santa Cruz Valley Union High School District	8
Scottsdale Unified School District	3,773
Sedona-Oak Creek JUSD #9	152
Seligman Unified School District	13
Show Low Unified School District	383
Sierra Vista Unified School District	742
Skull Valley Elementary School District	8
Snowflake Unified School District	345
Solomon Elementary School District	29
Somerton Elementary School District	64
Sonoita Elementary School District	48
St David Unified School District	40
St Johns Unified School District	66
Stanfield Elementary School District	55

Appendix A
ESA students' school districts of residence

Sunnyside Unified School District	500
Superior Unified School District	17
Tanque Verde Unified School District	184
Tempe School District	633
Tempe Union High School District	543
Thatcher Unified School District	95
Tolleson Elementary School District	66
Tolleson Union High School District	221
Toltec School District	121
Tombstone Unified School District	86
Tonto Basin Elementary School District	8
Topock Elementary School District	8
Tuba City Unified School District #15	14
Tucson Unified School District	3,824
Union Elementary School District	100
Vail Unified School District	851
Valentine Elementary School District	3
Valley Union High School District	11
Vernon Elementary School District	38
Washington Elementary School District	1,513
Wellton Elementary School District	35
Whiteriver Unified School District	111
Wickenburg Unified School District	254
Willcox Unified School District	70
Williams Unified School District	72
Wilson Elementary School District	11
Window Rock Unified School District	202
Winslow Unified School District	71
Yarnell Elementary School District	14
Young Elementary School District	44
Yucca Elementary School District	15
Yuma Elementary School District	1,276
Yuma Union High School District	419
	74,996

Appendix B

Award amount frequency for ESA students

Award amount	Number of ESA students receiving award amount
\$4,626	2,075
\$4,628	229
\$4,629	10
\$4,630	5
\$4,632	32
\$4,633	49
\$4,636	347
\$4,638	214
\$4,639	218
\$4,641	323
\$4,644	95
\$4,648	28
\$4,649	25
\$4,650	100
\$4,658	88
\$4,660	119
\$4,661	221
\$4,666	87
\$4,674	5
\$4,675	285
\$4,678	242
\$4,682	30
\$4,683	200
\$4,685	120
\$4,688	1
\$4,693	1
\$4,694	244
\$4,698	22
\$4,700	39
\$4,703	8
\$4,704	7

\$4,714	1
\$4,723	5
\$4,730	11
\$4,732	30
\$4,740	9
\$4,753	3
\$4,754	24
\$4,755	15
\$4,782	15
\$4,873	2
\$4,882	1
\$4,907	7
\$4,918	1
\$4,943	6
\$4,945	7
\$4,959	9
\$4,987	24
\$4,999	11
\$5,003	2
\$5,013	8
\$5,014	4
\$5,016	5
\$5,033	1
\$5,037	2
\$5,042	2
\$5,044	5
\$5,051	7
\$5,062	3
\$5,065	3
\$5,088	2
\$5,091	2
\$5,095	2
\$5,097	1
\$5,107	1

\$5,113	2
\$5,116	3
\$5,123	3
\$5,128	9
\$5,140	1
\$5,147	2
\$5,150	2
\$5,151	2
\$5,153	1
\$5,154	5
\$5,158	1
\$5,159	1
\$5,164	5
\$5,196	5
\$5,216	1
\$5,221	1
\$5,240	3
\$5,247	1
\$5,253	5
\$5,259	4
\$5,269	3
\$5,272	89
\$5,274	12
\$5,275	1
\$5,279	1
\$5,280	3
\$5,283	1
\$5,284	17
\$5,287	8
\$5,288	10
\$5,290	17
\$5,294	2
\$5,299	1
\$5,300	2

Appendix B

Award amount frequency for ESA students

\$5,301	3
\$5,302	3
\$5,311	2
\$5,314	8
\$5,315	14
\$5,317	1
\$5,321	8
\$5,332	17
\$5,336	7
\$5,341	8
\$5,345	5
\$5,356	11
\$5,360	2
\$5,363	2
\$5,379	1
\$5,400	1
\$5,402	1
\$5,425	2
\$5,430	1
\$5,447	2
\$5,450	3
\$5,464	1
\$5,513	4
\$5,527	1
\$5,570	1
\$5,615	7
\$5,633	3
\$5,677	1
\$5,690	1
\$5,697	231
\$5,699	27
\$5,705	3
\$5,706	2
\$5,710	35

\$5,713	28
\$5,714	28
\$5,717	68
\$5,722	6
\$5,727	1
\$5,728	1
\$5,729	6
\$5,730	2
\$5,740	23
\$5,744	17
\$5,745	30
\$5,752	8
\$5,764	36
\$5,769	20
\$5,773	5
\$5,774	2
\$5,775	21
\$5,779	17
\$5,791	38
\$5,799	1
\$5,803	1
\$5,804	1
\$5,807	3
\$5,841	1
\$5,874	5
\$5,905	1
\$5,913	1
\$5,945	1
\$5,967	1
\$6,966	9,287
\$6,969	727
\$6,971	57
\$6,973	26
\$6,977	145

\$6,978	228
\$6,984	1,312
\$6,988	919
\$6,989	996
\$6,992	1,230
\$6,999	458
\$7,006	163
\$7,008	173
\$7,009	329
\$7,010	139
\$7,011	8
\$7,024	490
\$7,029	504
\$7,031	883
\$7,040	364
\$7,054	24
\$7,055	970
\$7,056	128
\$7,062	1,367
\$7,068	177
\$7,070	1,223
\$7,075	599
\$7,079	4
\$7,088	5
\$7,091	1,075
\$7,098	89
\$7,103	117
\$7,108	75
\$7,109	69
\$7,128	5
\$7,144	25
\$7,158	43
\$7,161	123
\$7,189	34

Appendix B

Award amount frequency for ESA students

\$7,201	93
\$7,202	82
\$7,220	20
\$7,253	59
\$7,409	6,572
\$7,411	563
\$7,414	44
\$7,416	26
\$7,420	84
\$7,421	180
\$7,428	920
\$7,433	649
\$7,434	681
\$7,437	975
\$7,444	314
\$7,451	77
\$7,454	120
\$7,455	212
\$7,457	108
\$7,458	3
\$7,472	297
\$7,475	16
\$7,477	372
\$7,479	687
\$7,488	255
\$7,494	3
\$7,499	1
\$7,500	2
\$7,504	19
\$7,505	730
\$7,506	96
\$7,512	927
\$7,513	1
\$7,519	92

\$7,521	731
\$7,527	450
\$7,531	4
\$7,541	4
\$7,544	744
\$7,552	65
\$7,556	1
\$7,557	130
\$7,562	51
\$7,563	43
\$7,573	5
\$7,580	3
\$7,584	3
\$7,587	3
\$7,594	1
\$7,600	37
\$7,601	18
\$7,603	23
\$7,617	42
\$7,620	81
\$7,631	33
\$7,635	27
\$7,663	16
\$7,664	99
\$7,665	49
\$7,687	139
\$7,689	2
\$7,708	2
\$7,712	53
\$7,719	21
\$7,720	54
\$7,735	3
\$7,739	50
\$7,741	13

\$7,745	23
\$7,758	2,211
\$7,761	305
\$7,769	49
\$7,771	163
\$7,777	816
\$7,780	2
\$7,782	193
\$7,783	682
\$7,787	508
\$7,794	197
\$7,798	14
\$7,801	120
\$7,802	16
\$7,804	72
\$7,805	242
\$7,809	3
\$7,818	159
\$7,821	341
\$7,826	280
\$7,829	401
\$7,838	99
\$7,853	390
\$7,856	470
\$7,862	667
\$7,866	31
\$7,870	21
\$7,871	1,157
\$7,879	27
\$7,881	3
\$7,892	3
\$7,895	543
\$7,902	4
\$7,907	68

Appendix B

Award amount frequency for ESA students

\$7,914	45
\$7,916	39
\$7,917	13
\$7,921	133
\$7,935	2
\$7,939	15
\$7,945	2
\$7,948	2
\$7,956	1
\$7,957	10
\$7,960	11
\$7,964	2
\$7,967	2
\$7,970	42
\$7,971	982
\$7,990	5
\$7,991	1
\$7,993	9
\$7,998	2
\$8,000	380
\$8,004	1
\$8,008	9
\$8,012	1
\$8,013	11
\$8,015	44
\$8,016	22
\$8,018	4
\$8,021	5
\$8,022	34
\$8,024	20
\$8,030	3
\$8,032	16
\$8,035	12
\$8,038	1

\$8,042	21
\$8,045	16
\$8,072	38
\$8,073	18
\$8,078	24
\$8,094	13
\$8,102	3
\$8,130	77
\$8,139	3
\$8,148	15
\$8,152	3
\$8,154	38
\$8,160	1
\$8,161	22
\$8,169	3
\$8,181	22
\$8,182	15
\$8,183	18
\$8,188	28
\$8,217	24
\$8,222	1
\$8,229	7
\$8,232	16
\$8,240	6
\$8,241	13
\$8,244	9
\$8,249	9
\$8,250	51
\$8,251	2
\$8,258	626
\$8,261	72
\$8,264	1
\$8,267	4
\$8,271	8

\$8,273	17
\$8,280	101
\$8,285	68
\$8,287	64
\$8,288	1
\$8,291	128
\$8,298	1
\$8,299	23
\$8,307	3
\$8,311	42
\$8,313	5
\$8,317	1
\$8,327	2
\$8,330	30
\$8,332	15
\$8,334	4
\$8,336	41
\$8,338	63
\$8,339	71
\$8,342	27
\$8,346	14
\$8,350	34
\$8,358	3
\$8,368	1
\$8,370	103
\$8,377	77
\$8,381	16
\$8,385	4
\$8,386	1
\$8,387	71
\$8,394	35
\$8,399	3
\$8,400	1
\$8,401	7

Appendix B

Award amount frequency for ESA students

\$8,402	5
\$8,407	14
\$8,413	24
\$8,414	59
\$8,423	4
\$8,429	11
\$8,434	13
\$8,435	18
\$8,436	8
\$8,439	5
\$8,444	1
\$8,451	38
\$8,455	17
\$8,458	14
\$8,462	1
\$8,463	2
\$8,464	9
\$8,472	13
\$8,475	12
\$8,480	2
\$8,483	2
\$8,484	8
\$8,490	6
\$8,491	2
\$8,498	2
\$8,502	2
\$8,512	2
\$8,521	2
\$8,530	1
\$8,534	7
\$8,535	10
\$8,549	21
\$8,552	7
\$8,559	7

\$8,565	7
\$8,566	5
\$8,568	2
\$8,571	9
\$8,589	2
\$8,599	11
\$8,613	3
\$8,617	3
\$8,623	3
\$8,630	5
\$8,636	4
\$8,647	38
\$8,651	5
\$8,660	44
\$8,661	16
\$8,674	9
\$8,679	27
\$8,693	27
\$8,694	7
\$8,700	361
\$8,704	37
\$8,706	3
\$8,714	3
\$8,716	10
\$8,719	6
\$8,724	69
\$8,730	38
\$8,731	37
\$8,735	64
\$8,740	35
\$8,744	10
\$8,753	12
\$8,756	14
\$8,757	10

\$8,759	5
\$8,767	9
\$8,778	30
\$8,779	22
\$8,784	15
\$8,787	45
\$8,790	6
\$8,793	4
\$8,798	20
\$8,802	1
\$8,805	5
\$8,812	18
\$8,819	4
\$8,820	45
\$8,823	5
\$8,828	35
\$8,836	5
\$8,837	1
\$8,839	41
\$8,846	23
\$8,851	1
\$8,868	59
\$8,871	1
\$8,876	9
\$8,877	2
\$8,883	6
\$8,887	1
\$8,891	1
\$8,895	1
\$8,901	4
\$8,906	1
\$8,913	5
\$8,932	16
\$8,936	3

Appendix B

Award amount frequency for ESA students

\$8,937	1
\$8,961	3
\$8,963	2
\$8,978	2
\$8,979	3
\$8,993	6
\$8,998	8
\$9,004	4
\$9,006	4
\$9,007	1
\$9,010	1
\$9,012	2
\$9,015	7
\$9,016	1
\$9,030	6
\$9,035	2
\$9,037	3
\$9,045	1
\$9,046	21
\$9,049	1
\$9,050	126
\$9,053	18
\$9,055	1
\$9,063	5
\$9,066	8
\$9,069	9
\$9,073	42
\$9,078	1
\$9,079	31
\$9,081	26
\$9,084	3
\$9,085	44
\$9,089	2
\$9,093	2

\$9,094	10
\$9,101	1
\$9,103	9
\$9,106	4
\$9,107	18
\$9,113	11
\$9,123	14
\$9,128	17
\$9,134	14
\$9,137	36
\$9,148	10
\$9,166	19
\$9,170	42
\$9,178	41
\$9,182	36
\$9,187	1
\$9,189	24
\$9,209	2
\$9,210	8
\$9,218	36
\$9,219	1
\$9,225	1
\$9,231	1
\$9,233	6
\$9,237	1
\$9,241	2
\$9,244	5
\$9,246	2
\$9,250	5
\$9,261	1
\$9,285	1
\$9,292	11
\$9,293	15
\$9,295	2

\$9,300	2
\$9,304	2
\$9,312	35
\$9,313	8
\$9,324	1
\$9,330	174
\$9,336	16
\$9,337	2
\$9,343	2
\$9,346	30
\$9,347	16
\$9,366	1
\$9,385	17
\$9,386	16
\$9,421	4
\$9,436	4
\$9,446	1
\$9,453	7
\$9,464	4
\$9,473	1
\$9,510	6
\$9,532	25
\$9,536	1
\$9,538	3
\$9,543	1
\$9,549	3
\$9,551	1
\$9,558	1
\$9,580	2
\$9,593	3
\$9,601	1
\$9,604	2
\$9,606	4
\$9,614	3

Appendix B

Award amount frequency for ESA students

\$9,619	1
\$9,630	3
\$9,634	3
\$9,652	1
\$9,696	1
\$9,699	2
\$9,704	1
\$9,727	1
\$9,729	1
\$9,734	4
\$9,737	1
\$9,742	2
\$9,750	3
\$9,756	1
\$9,765	3
\$9,766	1
\$9,770	7
\$9,795	1
\$9,813	2
\$9,840	1
\$9,892	1
\$9,902	1
\$9,938	1
\$9,951	3
\$9,966	1
\$9,971	3
\$9,998	1
\$10,059	2
\$10,067	2
\$10,082	3
\$10,090	4
\$10,096	1
\$10,103	2
\$10,168	1

\$10,192	1
\$10,255	1
\$10,259	1
\$10,270	1
\$10,347	1
\$10,371	1
\$10,400	2
\$10,622	3
\$10,627	1
\$10,645	1
\$10,721	1
\$11,083	1
\$11,611	2
\$11,655	1
\$11,661	1
\$11,808	1
\$13,002	143
\$13,007	27
\$13,027	1
\$13,040	16
\$13,050	19
\$13,052	21
\$13,059	25
\$13,073	1
\$13,088	1
\$13,093	2
\$13,128	2
\$13,138	1
\$13,142	27
\$13,161	5
\$13,169	1
\$13,196	15
\$13,209	12
\$13,227	15

\$13,238	10
\$13,256	1
\$13,274	19
\$13,299	1
\$13,514	1
\$13,585	1
\$13,721	1
\$13,842	1
\$14,404	1
\$14,447	1
\$15,178	5
\$15,235	1
\$15,238	1
\$15,255	7
\$15,262	1
\$15,263	1
\$15,324	1
\$15,410	1
\$15,503	2
\$15,603	6
\$15,610	4
\$15,649	1
\$15,662	1
\$15,665	6
\$15,680	5
\$15,687	1
\$15,691	1
\$15,717	1
\$15,727	3
\$15,742	2
\$15,751	2
\$15,799	1
\$15,854	1
\$15,878	1

Appendix B

Award amount frequency for ESA students

\$15,881	1
\$15,894	1
\$15,921	1
\$15,960	2
\$15,973	1
\$17,870	47
\$17,878	6
\$17,906	1
\$17,924	5
\$17,939	4
\$17,942	5
\$17,949	115
\$17,951	9
\$17,957	17
\$17,972	2
\$17,986	2
\$18,001	2
\$18,004	9
\$18,007	1
\$18,011	1
\$18,018	9
\$18,022	12
\$18,031	22
\$18,052	2
\$18,072	3
\$18,073	2
\$18,081	1
\$18,083	1
\$18,088	9
\$18,099	1
\$18,131	1
\$18,148	5
\$18,152	15
\$18,168	5

\$18,180	4
\$18,193	1
\$18,209	2
\$18,229	5
\$18,249	11
\$18,261	8
\$18,268	1
\$18,275	12
\$18,281	1
\$18,291	8
\$18,325	1
\$18,335	2
\$18,342	12
\$18,363	4
\$18,374	1
\$18,448	1
\$18,451	1
\$18,552	1
\$18,688	1
\$18,743	1
\$18,767	1
\$18,836	1
\$19,160	1
\$19,179	1
\$19,332	1
\$20,935	7
\$20,944	2
\$21,000	1
\$21,021	1
\$21,032	1
\$21,057	1
\$21,168	2
\$21,175	2
\$21,263	1

\$21,290	1
\$21,321	1
\$21,377	5
\$21,401	2
\$21,416	1
\$21,443	1
\$21,444	2
\$21,461	3
\$21,477	3
\$21,510	1
\$21,539	1
\$21,598	1
\$21,616	1
\$21,623	1
\$21,727	1
\$21,736	1
\$21,741	3
\$21,772	1
\$21,791	1
\$21,793	1
\$21,811	1
\$21,854	1
\$21,877	1
\$21,889	1
\$21,948	1
\$21,965	1
\$21,973	1
\$22,067	2
\$22,091	1
\$22,122	1
\$22,271	2
\$22,338	1
\$22,375	1
\$22,471	1

Appendix B

Award amount frequency for ESA students

\$22,648	1
\$22,699	1
\$24,211	1
\$26,521	14
\$26,534	2
\$26,578	1
\$26,628	3
\$26,647	6
\$26,679	1
\$26,711	1
\$26,734	1
\$26,775	1
\$26,832	1
\$26,951	2
\$26,964	10
\$26,980	6
\$27,030	1
\$27,045	1
\$27,049	1
\$27,092	1
\$27,124	4
\$27,125	3
\$27,170	1
\$27,207	1
\$27,270	1
\$27,313	12
\$27,326	4
\$27,353	1
\$27,371	3
\$27,399	4
\$27,421	2
\$27,426	3
\$27,442	7
\$27,471	1

\$27,474	1
\$27,522	3
\$27,577	1
\$27,580	1
\$27,598	2
\$27,620	2
\$27,630	1
\$27,738	2
\$27,751	3
\$27,781	3
\$27,822	1
\$27,927	4
\$27,983	1
\$28,020	3
\$28,070	17
\$28,159	3
\$28,182	2
\$28,188	2
\$28,224	8
\$28,269	3
\$28,287	2
\$28,295	14
\$28,314	4
\$28,338	1
\$28,343	1
\$28,359	1
\$28,366	2
\$28,398	2
\$28,400	3
\$28,414	1
\$28,430	1
\$28,443	2
\$28,512	10
\$28,525	2

\$28,526	2
\$28,546	1
\$28,557	3
\$28,565	1
\$28,603	3
\$28,626	3
\$28,627	1
\$28,632	1
\$28,648	1
\$28,667	6
\$28,683	2
\$28,715	2
\$28,733	2
\$28,738	1
\$28,744	1
\$28,755	1
\$28,757	1
\$28,758	3
\$28,782	1
\$28,784	2
\$28,787	2
\$28,808	1
\$28,819	1
\$28,838	1
\$28,848	2
\$28,859	1
\$28,861	4
\$28,868	4
\$28,889	1
\$28,941	1
\$28,976	1
\$28,982	2
\$29,003	1
\$29,008	3

Appendix B

Award amount frequency for ESA students

\$29,016	2
\$29,030	1
\$29,051	1
\$29,060	1
\$29,067	2
\$29,077	1
\$29,087	3
\$29,107	2
\$29,137	1
\$29,144	2
\$29,166	1
\$29,179	3
\$29,198	2
\$29,205	1
\$29,208	5
\$29,209	3
\$29,224	1
\$29,235	1
\$29,281	1
\$29,311	2
\$29,320	1
\$29,321	1
\$29,329	1
\$29,344	1
\$29,355	2
\$29,358	1
\$29,400	1
\$29,401	3
\$29,433	1
\$29,435	1
\$29,484	2
\$29,513	1
\$29,542	1
\$29,556	2

\$29,588	1
\$29,636	1
\$29,709	1
\$29,744	2
\$29,780	1
\$29,844	1
\$29,876	2
\$30,013	1
\$30,037	1
\$30,087	1
\$30,111	2
\$30,248	3
\$30,588	1
\$33,453	274
\$33,468	35
\$33,516	1
\$33,525	7
\$33,560	22
\$33,589	16
\$33,595	36
\$33,612	614
\$33,614	63
\$33,628	75
\$33,641	1
\$33,655	5
\$33,656	2
\$33,675	3
\$33,685	25
\$33,712	6
\$33,715	7
\$33,720	93
\$33,725	10
\$33,749	38
\$33,755	92

\$33,774	169
\$33,810	8
\$33,815	21
\$33,838	5
\$33,851	38
\$33,857	4
\$33,866	1
\$33,872	10
\$33,876	23
\$33,885	26
\$33,895	207
\$33,905	10
\$33,911	19
\$33,959	2
\$33,961	5
\$33,969	6
\$33,971	28
\$33,977	1
\$33,999	21
\$34,003	29
\$34,004	17
\$34,006	5
\$34,012	126
\$34,014	1
\$34,033	13
\$34,035	1
\$34,039	12
\$34,041	54
\$34,054	383
\$34,058	40
\$34,066	30
\$34,070	51
\$34,071	1
\$34,079	3

Appendix B

Award amount frequency for ESA students

\$34,083	1
\$34,089	2
\$34,091	28
\$34,099	4
\$34,100	4
\$34,117	1
\$34,119	2
\$34,121	10
\$34,123	19
\$34,125	2
\$34,128	8
\$34,158	5
\$34,161	2
\$34,164	64
\$34,165	91
\$34,168	12
\$34,171	10
\$34,173	1
\$34,193	34
\$34,199	31
\$34,203	118
\$34,205	2
\$34,219	117
\$34,224	53
\$34,225	4
\$34,232	1
\$34,241	9
\$34,244	119
\$34,248	2
\$34,254	83
\$34,257	4
\$34,260	32
\$34,265	4
\$34,266	1

\$34,269	1
\$34,277	3
\$34,285	55
\$34,286	5
\$34,293	1
\$34,299	24
\$34,302	2
\$34,309	1
\$34,318	13
\$34,322	5
\$34,324	1
\$34,331	18
\$34,333	1
\$34,353	12
\$34,354	25
\$34,358	1
\$34,364	1
\$34,366	3
\$34,382	17
\$34,384	8
\$34,385	3
\$34,387	114
\$34,389	30
\$34,398	1
\$34,404	261
\$34,408	47
\$34,418	10
\$34,420	46
\$34,425	1
\$34,428	7
\$34,430	1
\$34,432	1
\$34,443	1
\$34,447	7

\$34,450	8
\$34,453	15
\$34,456	3
\$34,457	2
\$34,460	56
\$34,468	3
\$34,478	16
\$34,491	21
\$34,495	1
\$34,507	1
\$34,508	11
\$34,511	6
\$34,513	78
\$34,514	1
\$34,515	20
\$34,527	1
\$34,530	1
\$34,532	1
\$34,542	41
\$34,544	1
\$34,549	79
\$34,559	1
\$34,560	1
\$34,563	3
\$34,568	172
\$34,570	1
\$34,574	5
\$34,582	1
\$34,585	3
\$34,602	1
\$34,607	8
\$34,610	20
\$34,615	43
\$34,616	6

Appendix B

Award amount frequency for ESA students

\$34,618	10
\$34,636	6
\$34,647	1
\$34,649	39
\$34,652	13
\$34,653	55
\$34,654	1
\$34,658	1
\$34,662	3
\$34,667	5
\$34,668	15
\$34,671	26
\$34,677	26
\$34,682	1
\$34,691	1
\$34,692	2
\$34,695	1
\$34,703	8
\$34,705	35
\$34,711	1
\$34,718	2
\$34,719	5
\$34,721	1
\$34,730	1
\$34,737	26
\$34,745	3
\$34,746	18
\$34,763	1
\$34,768	24
\$34,775	1
\$34,787	10
\$34,797	19
\$34,800	2
\$34,803	24

\$34,807	2
\$34,810	101
\$34,819	2
\$34,825	3
\$34,827	2
\$34,828	1
\$34,829	1
\$34,833	1
\$34,840	54
\$34,841	32
\$34,865	25
\$34,882	7
\$34,885	1
\$34,893	16
\$34,900	1
\$34,904	1
\$34,908	2
\$34,911	1
\$34,912	1
\$34,919	1
\$34,937	4
\$34,949	47
\$34,965	60
\$34,968	6
\$34,970	1
\$34,984	4
\$34,988	1
\$35,004	75
\$35,008	1
\$35,009	4
\$35,028	42
\$35,031	1
\$35,045	1
\$35,046	3

\$35,053	2
\$35,055	76
\$35,057	2
\$35,058	1
\$35,061	1
\$35,070	4
\$35,081	2
\$35,096	5
\$35,098	1
\$35,113	1
\$35,122	1
\$35,132	1
\$35,133	1
\$35,137	1
\$35,146	4
\$35,162	1
\$35,166	1
\$35,167	1
\$35,169	1
\$35,171	2
\$35,175	4
\$35,181	1
\$35,182	1
\$35,191	78
\$35,198	1
\$35,223	3
\$35,240	1
\$35,257	1
\$35,260	1
\$35,262	1
\$35,278	1
\$35,285	2
\$35,292	1
\$35,300	5

Appendix B

Award amount frequency for ESA students

\$35,305	3
\$35,310	2
\$35,339	13
\$35,366	1
\$35,391	8
\$35,404	1
\$35,420	1
\$35,424	1
\$35,464	49
\$35,466	1
\$35,478	1
\$35,522	1
\$35,566	2
\$35,607	1
\$35,624	1
\$35,628	48
\$35,629	98
\$35,639	1
\$35,669	1
\$35,695	1
\$35,712	1
\$35,725	4
\$35,794	89
\$35,806	1
\$35,816	2
\$35,822	2
\$35,828	1
\$35,833	1
\$35,841	2
\$35,858	4
\$35,884	2
\$35,905	1
\$35,976	1
\$35,981	4

\$35,992	2
\$36,009	2
\$36,031	1
\$36,046	1
\$36,157	3
\$36,193	2
\$36,210	10
\$36,292	1
\$36,324	1
\$36,355	3
\$36,442	6
\$36,476	1
\$36,509	1
\$36,698	1
\$36,743	1
\$36,819	1
\$36,913	1
\$36,925	3
\$36,989	2
\$36,995	1
\$37,021	1
\$37,104	2
\$37,149	1
\$37,321	1
\$37,345	1
\$37,367	4
\$37,373	1
\$37,427	1
\$37,453	1
\$37,520	2
\$37,578	2
\$37,717	2
\$37,781	2
\$37,858	1

\$37,877	1
\$37,898	1
\$38,234	1
\$38,378	2
\$38,435	3
\$38,585	1
\$39,719	1
\$42,118	12
\$42,138	3
\$42,255	3
\$42,291	2
\$42,299	2
\$42,323	5
\$42,560	10
\$42,580	2
\$42,625	1
\$42,694	1
\$42,699	2
\$42,743	1
\$42,768	2
\$42,819	1
\$42,867	1
\$42,910	9
\$42,930	3
\$42,931	3
\$42,972	2
\$43,020	1
\$43,048	4
\$43,073	2
\$43,085	1
\$43,093	1
\$43,100	3
\$43,117	1
\$43,153	1

Appendix B
Award amount frequency for ESA students

\$43,170	1
\$43,260	1
\$43,269	1
\$43,273	1
\$43,370	1
\$43,383	2
\$43,407	3
\$43,423	4
\$43,492	1
\$43,598	1
\$43,602	1
\$43,619	3
\$43,623	1
\$43,668	3
\$43,733	2
\$43,904	7
\$44,458	3
\$44,666	2
Total	74,996

